

**[D-SNP models]**  
**[2018 ANOC model]**

*[Plans may modify the language in the ANOC, as applicable, to address Medicaid benefits and cost-sharing for its dual eligible population.]*

*[PPO plans may modify the model as needed to describe the plan's rules and benefits.]*

*[Plans must revise references to "Medicaid" to use the state-specific name for the program throughout the ANOC. If the state-specific name does not include the word "Medicaid," plans should add "(Medicaid)" after the name. Plans may use the general "Medicaid" terminology in instances where it is a multi-state Medicaid plan.]*

*[Where the model uses "medical care," "medical services," or "health care services," plans may revise and/or add to include references to long-term care (LTC) and/or home and community-based services as applicable.]*

***[Insert 2018 plan name] ([insert plan type]) offered by [insert MAO name]***

## **Annual Notice of Changes for 2018**

*[Optional: insert beneficiary name]*

*[Optional: insert beneficiary address]*

You are currently enrolled as a member of *[insert 2017 plan name]*. Next year, there will be some changes to the plan's costs and benefits. *This booklet tells about the changes.*

---

### **What to do now**

#### **1. ASK: Which changes apply to you**

- ☐ Check the changes to our benefits and costs to see if they affect you.
  - It's important to review your coverage now to make sure it will meet your needs next year.
  - Do the changes affect the services you use?
  - Look in Sections *[insert section number]* and *[insert section number]* for information about benefit and cost changes for our plan.
- ☐ Check the changes in the booklet to our prescription drug coverage to see if they affect you.
  - Will your drugs be covered?
  - Are your drugs in a different tier, with different cost sharing?
  - Do any of your drugs have new restrictions, such as needing approval from us before you fill your prescription?

- Can you keep using the same pharmacies? Are there changes to the cost of using this pharmacy?
  - Review the 2018 Drug List and look in Section *[insert section number]* for information about changes to our drug coverage.
- ☐ Check to see if your doctors and other providers will be in our network next year.
- Are your doctors in our network?
  - What about the hospitals or other providers you use?
  - Look in Section *[insert section number]* for information about our Provider Directory.
- ☐ Think about your overall health care costs.
- How much will you spend out-of-pocket for the services and prescription drugs you use regularly?
  - How much will you spend on your premium and deductibles?
  - How do your total plan costs compare to other Medicare coverage options?
- ☐ Think about whether you are happy with our plan.

## 2. COMPARE: Learn about other plan choices

- ☐ Check coverage and costs of plans in your area.
- Use the personalized search feature on the Medicare Plan Finder at <https://www.medicare.gov> website. Click “Find health & drug plans.”
  - Review the list in the back of your Medicare & You handbook.
  - Look in Section *[edit section number as needed]* 4.2 to learn more about your choices.
- ☐ Once you narrow your choice to a preferred plan, confirm your costs and coverage on the plan’s website.

## 3. CHOOSE: Decide whether you want to change your plan

- If you want to **keep** *[insert 2017 plan name]*, you don’t need to do anything. You will stay in *[insert 2017 plan name]*.
- If you want to **change to a different plan** that may better meet your needs, you can switch plans at any time. Your new coverage will begin on the first day of the following month. Look in section *[insert section number]*, page *[insert page number]* *[plans may insert additional reference, as applicable]* to learn more about your choices.

## Additional Resources

- *[Plans that meet the 5% alternative language threshold insert: This document is available for free in [insert languages that meet the 5% threshold].*

- Please contact our Member Services number at *[insert phone number]* for additional information. (TTY users should call *[insert TTY number]*.) Hours are *[insert days and hours of operation]*.]
- *[Plans must insert language about availability of alternate formats (e.g., Braille, large print, audio tapes) as applicable.]*
- **Coverage under this Plan qualifies as minimum essential coverage (MEC)** and satisfies the Patient Protection and Affordable Care Act's (ACA) individual shared responsibility requirement. Please visit the Internal Revenue Service (IRS) website at <https://www.irs.gov/Affordable-Care-Act/Individuals-and-Families> for more information.

**About *[insert 2018 plan name]***

- *[Insert Federal contracting statement.] [Insert if applicable: The plan also has a written agreement with the [insert state] Medicaid program to coordinate your Medicaid benefits.]*
- When this booklet says “we,” “us,” or “our,” it means *[insert MAO name]*. When it says “plan” or “our plan,” it means *[insert 2018 plan name]*.

---

*[Insert as applicable: [insert Material ID] CMS Approved [MMDDYYYY]  
OR [insert Material ID] File & Use [MMDDYYYY]]*

## Summary of Important Costs for 2018

The table below compares the 2017 costs and 2018 costs for [insert 2018 plan name] in several important areas. **Please note this is only a summary of changes. It is important to read the rest of this *Annual Notice of Changes*** and review the [insert as applicable: attached OR enclosed] [insert as applicable: Evidence of Coverage OR Summary of Benefits] to see if other benefit or cost changes affect you.

Cost	2017 (this year)	2018 (next year)
<b>Monthly plan premium*</b> * Your premium may be higher or lower than this amount. See Section [edit section number as needed] 2.1 for details.	[Insert 2017 premium amount]	[Insert 2018 premium amount]

Cost	2017 (this year)	2018 (next year)
<p><i>Plans with no deductible may delete this row.]</i></p> <p><b>Deductible</b></p>	<p><i>[Insert 2017 deductible amount]</i></p> <p><i>[Plans that include both members who pay Parts A and B service cost sharing and members who do not pay Parts A and B service cost sharing insert: If you are eligible for Medicare cost-sharing assistance under Medicaid, you pay \$0.]</i></p>	<p><i>[Insert 2018 deductible amount]</i></p> <p><i>[Plans that include both members who pay Parts A and B service cost sharing and members who do not pay Parts A and B service cost sharing insert: If you are eligible for Medicare cost-sharing assistance under Medicaid, you pay \$0.]</i></p>
<b>Doctor office visits</b>	<p>Primary care visits: <i>[insert 2017 cost-sharing for PCPs]</i> per visit</p> <p>Specialist visits: <i>[insert 2017 cost-sharing for specialists]</i> per visit</p> <p><i>[Plans that include both members who pay Parts A and B service cost sharing and members who do not pay Parts A and B service cost sharing insert: If you are eligible for Medicare cost-sharing assistance under Medicaid, you pay \$0 per visit.]</i></p>	<p>Primary care visits: <i>[insert 2018 cost-sharing for PCPs]</i> per visit</p> <p>Specialist visits: <i>[insert 2018 cost-sharing for specialists]</i> per visit</p> <p><i>[Plans that include both members who pay Parts A and B service cost sharing and members who do not pay Parts A and B service cost sharing insert: If you are eligible for Medicare cost-sharing assistance under Medicaid, you pay \$0 per visit.]</i></p>

Cost	2017 (this year)	2018 (next year)
<b>Inpatient hospital stays</b> Includes inpatient acute, inpatient rehabilitation, long-term care hospitals and other types of inpatient hospital services. Inpatient hospital care starts the day you are formally admitted to the hospital with a doctor's order. The day before you are discharged is your last inpatient day.	<i>[Insert 2017 cost-sharing]</i>  <i>[Plans that include both members who pay Parts A and B service cost-sharing and members who do not pay Parts A and B service cost sharing insert: If you are eligible for Medicare cost-sharing assistance under Medicaid, you pay \$0.]</i>	<i>[Insert 2018 cost-sharing]</i>  <i>[Plans that include both members who pay Parts A and B service cost-sharing and members who do not pay Parts A and B service cost sharing insert: If you are eligible for Medicare cost-sharing assistance under Medicaid, you pay \$0.]</i>
<b>Part D prescription drug coverage</b> (See Section <i>[edit section number as needed]</i> 2.6 for details.)	Deductible: <i>[Insert 2017 deductible amount]</i> <i>[Copayment/Coinsurance as applicable]</i> during the Initial Coverage Stage: <ul style="list-style-type: none"> <li>• Drug Tier 1: <i>[Insert 2017 cost-sharing]</i></li> <li>• <i>[Repeat for all drug tiers.]</i></li> </ul>	Deductible: <i>[Insert 2018 deductible amount]</i> <i>[Copayment/Coinsurance as applicable]</i> during the Initial Coverage Stage: <ul style="list-style-type: none"> <li>• Drug Tier 1: <i>[Insert 2018 cost-sharing]</i></li> <li>• <i>[Repeat for all drug tiers.]</i></li> </ul>

Cost	2017 (this year)	2018 (next year)
<b>Maximum out-of-pocket amount</b> This is the <u>most</u> you will pay out-of-pocket for your covered Part A and Part B services. (See Section <i>[edit section number as needed]</i> 2.2 for details.)	<i>[Insert 2017 MOOP amount]</i>  <i>[Plans that only include members who do not pay Parts A and B service cost sharing insert: You are not responsible for paying any out-of-pocket costs toward the maximum out-of-pocket amount for covered Part A and Part B services.]</i>  <i>[Plans that include both members who pay Parts A and B service cost sharing and members who do not pay Parts A and B service cost sharing insert: If you are eligible for Medicare cost-sharing assistance under Medicaid, you are not responsible for paying any out-of-pocket costs toward the maximum out-of-pocket amount for covered Part A and Part B services.]</i>	<i>[Insert 2018 MOOP amount]</i>  <i>[Plans that only include members who do not pay Parts A and B service cost sharing insert: You are not responsible for paying any out-of-pocket costs toward the maximum out-of-pocket amount for covered Part A and Part B services.]</i>  <i>[Plans that include both members who pay Parts A and B service cost sharing and members who do not pay Parts A and B service cost sharing insert: If you are eligible for Medicare cost-sharing assistance under Medicaid, you are not responsible for paying any out-of-pocket costs toward the maximum out-of-pocket amount for covered Part A and Part B services.]</i>

## **Annual Notice of Changes for 2018 Table of Contents**

*[Update table below after completing edits.]*

<b>Summary of Important Costs for 2018 .....</b>	<b>1</b>
<b>SECTION 1      We Are Changing the Plan's Name .....</b>	<b>6</b>
<b>SECTION 1      Unless You Choose Another Plan, You Will Be Automatically Enrolled in [insert 2018 plan name] in 2018.....</b>	<b>6</b>
<b>SECTION 2      Changes to Benefits and Costs for Next Year .....</b>	<b>7</b>
Section 2.1 – Changes to the Monthly Premium .....	7
Section 2.2 – Changes to Your Maximum Out-of-Pocket Amount.....	7
Section 2.3 – Changes to the Provider Network .....	8
Section 2.4 – Changes to the Pharmacy Network.....	9
Section 2.5 – Changes to Benefits and Costs for Medical Services .....	10
Section 2.6 – Changes to Part D Prescription Drug Coverage .....	12
<b>SECTION 3      Administrative Changes .....</b>	<b>18</b>
<b>SECTION 4      Changes to your Medicaid Benefits.....</b>	<b>18</b>
<b>SECTION 5      Deciding Which Plan to Choose.....</b>	<b>19</b>
Section 5.1 – If you want to stay in [insert 2018 plan name] .....	19
Section 5.2 – If you want to change plans .....	19
<b>SECTION 6      Deadline for Changing Plans.....</b>	<b>20</b>
<b>SECTION 7      Programs That Offer Free Counseling about Medicare and Medicaid .....</b>	<b>20</b>
<b>SECTION 8      Programs That Help Pay for Prescription Drugs .....</b>	<b>21</b>
<b>SECTION 9      Questions?.....</b>	<b>22</b>
Section 9.1 – Getting Help from [insert 2018 plan name] .....	22
Section 9.2 – Getting Help from Medicare .....	22
Section 9.3 – Getting Help from Medicaid .....	23



*[If Section 1 does not apply, plans should omit it and renumber remaining sections as needed.]*

## **SECTION 1      We Are Changing the Plan's Name**

*[Plans that are changing the plan name, as approved by CMS, include Section 1, using the section title above and the following text:*

On January 1, 2018, our plan name will change from *[insert 2017 plan name]* to *[insert 2018 plan name]*.

*[Insert language to inform members if they will receive new ID cards and how, as well as if the name change will impact any other beneficiary communication.]]*

## **SECTION 1      Unless You Choose Another Plan, You Will Be Automatically Enrolled in *[insert 2018 plan name]* in 2018**

*[If the beneficiary is being enrolled into another plan due to a consolidation, include Section 1, using the section title above and the text below. It is additionally expected that, as applicable throughout the ANOC, every plan/sponsor that crosswalks a member from a non-renewed plan to a consolidated renewal plan will compare benefits and costs, including cost-sharing for drug tiers, from that member's previous plan to the consolidated plan.*

On January 1, 2018, *[insert MAO name]* will be combining *[insert 2017 plan name]* with one of our plans, *[insert 2018 plan name]*.

**If you do nothing to change your Medicare coverage in 2017, we will automatically enroll you in our *[insert 2018 plan name]*.** This means starting January 1, 2018, you will be getting your medical and prescription drug coverage through *[insert 2018 plan name]*. If you want to, you can change to a different Medicare health plan. You can also switch to Original Medicare and get your prescription drug coverage through a Prescription Drug Plan. If you are eligible for Low Income Subsidies, you can change plans at any time.

The information in this document tells you about the differences between your current benefits in *[insert 2017 plan name]* and the benefits you will have on January 1, 2018, as a member of *[insert 2018 plan name]*.

## SECTION 2 Changes to Benefits and Costs for Next Year

### Section 2.1 – Changes to the Monthly Premium

*[Plans may add a row to this table to display changes in premiums for optional supplemental benefits.]*

*[Plans that include a Part B premium reduction benefit may insert a row to describe the change in the benefit.]*

Cost	2017 (this year)	2018 (next year)
<b>Monthly premium</b> <i>[Plans that include a Part B premium reduction benefit may modify this row to describe the change in the benefit. If there are no changes from year to year, plans may indicate in the column that there is no change for the upcoming benefit year.]</i> (You must also continue to pay your Medicare Part B premium unless it is paid for you by Medicaid.)	<i>[Insert 2017 premium amount]</i>	<i>[Insert 2018 premium amount]</i>

### Section 2.2 – Changes to Your Maximum Out-of-Pocket Amount

*[Plans that include the costs of supplemental benefits (e.g., POS benefits) in the MOOP limit may revise this information as needed.]*

To protect you, Medicare requires all health plans to limit how much you pay “out-of-pocket” during the year. This limit is called the “maximum out-of-pocket amount.” Once you reach this amount, you generally pay nothing for covered *[insert if applicable: Part A and Part B]* services for the rest of the year.

Cost	2017 (this year)	2018 (next year)
<p><b>Maximum out-of-pocket amount</b></p> <p><b>Because our members also get assistance from Medicaid, very few members ever reach this out-of-pocket maximum.</b> <i>[Plans that only include members who do not pay Parts A and B service cost sharing insert: You are not responsible for paying any out-of-pocket costs toward the maximum out-of-pocket amount for covered Part A and Part B services.]</i></p> <p><i>[Plans that include both members who pay Parts A and B service cost sharing and members who do not pay Parts A and B service cost sharing insert: If you are eligible for Medicaid assistance with Part A and Part B copays <i>[insert if plan has a deductible: and deductibles]</i>, you are not responsible for paying any out-of-pocket costs toward the maximum out-of-pocket amount for covered Part A and Part B services.]</i></p> <p>Your costs for covered medical services (such as copays <i>[insert if plan has a deductible: and deductibles]</i>) count toward your maximum out-of-pocket amount. <i>[Plans with no premium may modify the following sentence as needed.]</i> Your plan premium and your costs for prescription drugs do not count toward your maximum out-of-pocket amount.</p>	<p><i>[Insert 2017 MOOP amount]</i></p>	<p><i>[Insert 2018 MOOP amount]</i></p> <p>Once you have paid <i>[insert 2018 MOOP amount]</i> out-of-pocket for covered <i>[insert if applicable: Part A and Part B]</i> services, you will pay nothing for your covered <i>[insert if applicable: Part A and Part B]</i> services for the rest of the calendar year.</p>

## Section 2.3 – Changes to the Provider Network

*[Insert applicable section: For a plan that has changes in its provider network]* There are changes to our network of providers for next year. *[Insert if applicable: We included a copy of our Provider Directory in the envelope with this booklet.]* An updated Provider Directory is located on our website at *[insert URL]*. You may also call Member Services for updated provider information or to ask us to mail you a Provider Directory. **Please review the 2018 Provider**

**Directory to see if your providers (primary care provider, specialists, hospitals, etc.) are in our network.**

*OR*

*[For a plan that will have a higher than normal number of providers either leaving and/or joining its network]* Our network has changed more than usual for 2018. *[Insert if applicable: We included a copy of our Provider Directory in the envelope with this booklet.]* An updated Provider Directory is located on our website at *[insert URL]*. You may also call Member Services for updated provider information or to ask us to mail you a Provider Directory. **We strongly suggest that you review our current Provider Directory to see if your providers (primary care provider, specialists, hospitals, etc.) are still in our network.**

It is important that you know that we may make changes to the hospitals, doctors, and specialists (providers) that are part of your plan during the year. There are a number of reasons why your provider might leave your plan, but if your doctor or specialist does leave your plan you have certain rights and protections summarized below:

- Even though our network of providers may change during the year, Medicare requires that we furnish you with uninterrupted access to qualified doctors and specialists.
- We will make a good faith effort to provide you with at least 30 days' notice that your provider is leaving our plan so that you have time to select a new provider.
- We will assist you in selecting a new qualified provider to continue managing your health care needs.
- If you are undergoing medical treatment you have the right to request, and we will work with you to ensure, that the medically necessary treatment you are receiving is not interrupted.
- If you believe we have not furnished you with a qualified provider to replace your previous provider or that your care is not being appropriately managed, you have the right to file an appeal of our decision.
- If you find out your doctor or specialist is leaving your plan, please contact us so we can assist you in finding a new provider and managing your care.

---

## **Section 2.4 – Changes to the Pharmacy Network**

---

Amounts you pay for your prescription drugs may depend on which pharmacy you use. Medicare drug plans have a network of pharmacies. In most cases, your prescriptions are covered *only* if they are filled at one of our network pharmacies. *[Insert if applicable: Our network includes pharmacies with preferred cost-sharing, which may offer you lower cost-sharing than the standard cost-sharing offered by other network pharmacies for some drugs.]*

*[Insert applicable section: For a plan that has changes in its pharmacy network]* There are changes to our network of pharmacies for next year. *[Insert if applicable: We included a copy of our Pharmacy Directory in the envelope with this booklet.]* An updated Pharmacy Directory is

located on our website at [insert URL]. You may also call Member Services for updated provider information or to ask us to mail you a Pharmacy Directory. **Please review the 2018 Pharmacy Directory to see which pharmacies are in our network.**

OR

[For a plan that will have a higher than normal number of pharmacies leaving its pharmacy network] Our network has changed more than usual for 2018. [Insert if applicable: We included a copy of our Pharmacy Directory in the envelope with this booklet.] An updated Pharmacy Directory is located on our website at [insert URL]. You may also call Member Services for updated provider information or to ask us to mail you a Pharmacy Directory. **We strongly suggest that you review our current Pharmacy Directory to see if your pharmacy is still in our network.**

---

## Section 2.5 – Changes to Benefits and Costs for Medical Services

---

Please note that the *Annual Notice of Changes* only tells you about changes to your Medicare benefits and costs.

[If there are no changes in benefits or in cost-sharing, revise heading to “There are no changes to your benefits or amounts you pay for medical services” and replace the rest of this section with: Our benefits and what you pay for these covered medical services will be exactly the same in 2018 as they are in 2017.]

We are changing our coverage for certain medical services next year. The information below describes these changes. For details about the coverage and costs for these services, see Chapter 4, *Benefits Chart (what is covered and what you pay)*, in your *2018 Evidence of Coverage*. A copy of the *Evidence of Coverage* was included in this envelope.

[The table must include: (1) all new benefits that will be added or 2017 benefits that will end for 2018, including any new optional supplemental benefits (plans must indicate these optional supplemental benefits are available for an extra premium); (2) new limitations or restrictions on Part C benefits for CY 2018; and (3) all changes in cost-sharing for 2018 for covered medical services, including any changes to service category out-of-pocket maximums and cost-sharing for optional supplemental benefits (plans must indicate these optional supplemental benefits are available for an extra premium).]

Cost	2017 (this year)	2018 (next year)
<i>[Insert benefit name]</i>	<p><i>[For benefits that were not covered in 2017 insert: [insert benefit name] is <u>not</u> covered.]</i></p> <p><i>[For benefits with a copayment insert: You pay a \$[insert 2017 copayment amount] copay [insert language as needed to accurately describe the benefit, e.g., “per office visit”].] [Plans that include both members who pay Parts A and B service cost sharing and members who do not pay Parts A and B service cost sharing insert: If you are eligible for Medicare cost-sharing assistance under Medicaid, you pay a \$0 copayment amount.]</i></p> <p><i>[For benefits with a coinsurance insert: You pay [insert 2017 coinsurance percentage]% of the total cost [insert language as needed to accurately describe the benefit, e.g., “for up to one visit per year”].] [Plans that include both members who pay Parts A and B service cost sharing and members who do not pay Parts A and B service cost sharing insert: If you are eligible for Medicare cost-sharing assistance under Medicaid, you pay 0% of the total cost.]</i></p>	<p><i>[For benefits that are not covered in 2018 insert: [insert benefit name] is <u>not</u> covered.]</i></p> <p><i>[For benefits with a copayment insert: You pay a \$[insert 2018 copayment amount] copay [insert language as needed to accurately describe the benefit, e.g., “per office visit”].] [Plans that include both members who pay Parts A and B service cost sharing and members who do not pay Parts A and B service cost sharing insert: If you are eligible for Medicare cost-sharing assistance under Medicaid, you pay a \$0 copayment amount.]</i></p> <p><i>[For benefits with a coinsurance insert: You pay [insert 2018 coinsurance percentage]% of the total cost [insert language as needed to accurately describe the benefit, e.g., “for up to one visit per year”].] [Plans that include both members who pay Parts A and B service cost sharing and members who do not pay Parts A and B service cost sharing insert: If you are eligible for Medicare cost-sharing assistance under Medicaid, you pay 0% of the total cost.]</i></p>
<i>[Insert benefit name]</i>	<i>[Insert 2017 cost/coverage, using format described above.]</i>	<i>[Insert 2018 cost/coverage, using format described above.]</i>

---

## Section 2.6 – Changes to Part D Prescription Drug Coverage

---

<b>Changes to Our Drug List</b>
---------------------------------

Our list of covered drugs is called a Formulary or “Drug List.” A copy of our Drug List is in this envelope. *[If including an abridged formulary, add the following language: The Drug List we included in this envelope includes many – but not all – of the drugs that we will cover next year. If you don’t see your drug on this list, it might still be covered. You can get the complete Drug List by calling Member Services (see the back cover) or visiting our website ([insert URL]).]*

*[Plans with no changes to covered drugs, tier assignment, or restrictions may replace the rest of this section with: We have not made any changes to our Drug List for next year. The drugs included on our Drug List will be the same in 2018 as in 2017. However, we are allowed to make changes to the Drug List from time to time throughout the year, with approval from Medicare, or if a drug has been withdrawn from the market by either the FDA or a product manufacturer.]*

We made changes to our Drug List, including changes to the drugs we cover and changes to the restrictions that apply to our coverage for certain drugs. **Review the Drug List to make sure your drugs will be covered next year and to see if there will be any restrictions.**

If you are affected by a change in drug coverage, you can:

- **Work with your doctor (or other prescriber) and ask the plan to make an exception** to cover the drug. *[Plans may omit the following sentence if they do not have an advance transition process for current members.] We encourage current members* to ask for an exception before next year.
  - To learn what you must do to ask for an exception, see Chapter 9 of your *Evidence of Coverage (What to do if you have a problem or complaint (coverage decisions, appeals, complaints))* or call Member Services.
- **Work with your doctor (or prescriber) to find a different drug** that we cover. You can call Member Services to ask for a list of covered drugs that treat the same medical condition.

*[Plans may omit this if all current members will be transitioned in advance for the following year.]* In some situations, we are required to cover a **one-time**, temporary supply of a non-formulary drug in the first 90 days of the plan year or the first 90 days of membership to avoid a gap in therapy. (To learn more about when you can get a temporary supply and how to ask for one, see Chapter 5, Section 5.2 of the *Evidence of Coverage*.) During the time when you are getting a temporary supply of a drug, you should talk with your doctor to decide what to do when your temporary supply runs out. You can either switch to a different drug covered by the plan or ask the plan to make an exception for you and cover your current drug.

*[Plans may include additional information about processes for transitioning current members to formulary drugs when your formulary changes relative to the previous plan year.]*

*[Include language to explain whether current formulary exceptions will still be covered next year or a new one needs to be submitted.]*

## Changes to Prescription Drug Costs

*Note:* If you are in a program that helps pay for your drugs (“Extra Help”), **the information about costs for Part D prescription drugs [insert as applicable: may OR does] not apply to you.** *[If not applicable, omit information about the LIS Rider.]* We *[insert as appropriate: have included OR sent you]* a separate insert, called the “Evidence of Coverage Rider for People Who Get Extra Help Paying for Prescription Drugs” (also called the “Low Income Subsidy Rider” or the “LIS Rider”), which tells you about your drug costs. Because you receive “Extra Help” and *[if plan sends LIS Rider with ANOC, insert: didn’t receive this insert with this packet,] [if plan sends LIS Rider separately from the ANOC, insert: haven’t received this insert by [insert date],]* please call Member Services and ask for the “LIS Rider.” Phone numbers for Member Services are in Section *[edit section number as needed]* 8.1 of this booklet.

There are four “drug payment stages.” How much you pay for a Part D drug depends on which drug payment stage you are in. (You can look in Chapter 6, Section 2 of your *Evidence of Coverage* for more information about the stages.)

The information below shows the changes for next year to the first two stages – the Yearly Deductible Stage and the Initial Coverage Stage. (Most members do not reach the other two stages – the Coverage Gap Stage or the Catastrophic Coverage Stage. To get information about your costs in these stages, look in your *Summary of Benefits* or at Chapter 6, Sections 6 and 7, in the *Evidence of Coverage*.)



## Changes to the Deductible Stage

Stage	2017 (this year)	2018 (next year)
<p><b>Stage 1: Yearly Deductible Stage</b></p> <p>During this stage, <b>you pay the full cost</b> of your <i>[insert as applicable: Part D OR brand name OR [tier name(s)]]</i> drugs until you have reached the yearly deductible.</p> <p><i>[Plans with no deductible, omit text above.]</i></p>	<p>The deductible is \$<i>[insert 2017 deductible]</i>.</p> <p><i>[Plans with no deductible replace the text above with: Because we have no deductible, this payment stage does not apply to you.]</i></p> <p><i>[Plans with tiers excluded from the deductible in 2017 and/or 2018 insert the following:]</i> During this stage, you pay <i>[insert cost-sharing amount that a beneficiary would pay in a tier(s) that is exempted from the deductible]</i> cost-sharing for drugs on <i>[insert name of tier(s) excluded from the deductible]</i> and the full cost of drugs on <i>[insert name of tier(s) where copayments apply]</i> until you have reached the yearly deductible.</p> <p><i>[Plans enrolling members who are LIS level 4, replace text above with: Your deductible amount is either \$0 or \$[insert 2017 parameter], depending on the level of “Extra Help” you receive. [If not applicable, omit information about the LIS Rider.] (Look at the separate insert, the “LIS Rider,” for your deductible amount.)]</i></p>	<p>The deductible is \$<i>[insert 2018 deductible]</i>.</p> <p><i>[Plans with no deductible replace the text above with: Because we have no deductible, this payment stage does not apply to you.]</i></p> <p><i>[Plans with tiers excluded from the deductible in 2017 and/or 2018 insert the following:]</i> During this stage, you pay <i>[insert cost-sharing amount that a beneficiary would pay in a tier(s) that is exempted from the deductible]</i> cost-sharing for drugs on <i>[insert name of tier(s) excluded from the deductible]</i> and the full cost of drugs on <i>[insert name of tier(s) where copayments apply]</i> until you have reached the yearly deductible.</p> <p><i>[Plans enrolling members who are LIS level 4, replace text above with: Your deductible amount is either \$0 or \$[insert 2018 parameter], depending on the level of “Extra Help” you receive. [If not applicable, omit information about the LIS Rider.] (Look at the separate insert, the “LIS Rider,” for your deductible amount.)]</i></p>

## Changes to Your Cost-sharing in the Initial Coverage Stage

*[Plans that are changing the cost-sharing from coinsurance to copayment or vice versa from 2017 to 2018 insert, “For drugs on [insert name of tier(s)], your cost-sharing in the initial coverage stage is changing from [insert whichever is appropriate “copayment to coinsurance” <or> “coinsurance to copayment.”] Please see the following chart for the changes from 2017 to 2018.”]*

To learn how copayments and coinsurance work, look at Chapter 6, Section 1.2, *Types of out-of-pocket costs you may pay for covered drugs* in your *Evidence of Coverage*.

*[Plans must list all drug tiers in the table below and show costs for a one-month supply filled at a network retail pharmacy. Plans that have pharmacies that provide preferred cost-sharing must provide information on both standard and preferred cost-sharing using the second alternate chart. Plans without drug tiers may revise the table as appropriate.]*

Stage	2017 (this year)	2018 (next year)
<b>Stage 2: Initial Coverage Stage</b> <i>[Plans with no deductible delete the first sentence.]</i> Once you pay the yearly deductible, you move to the Initial Coverage Stage. During this stage, the plan pays its share of the cost of your drugs and <b>you pay your share of the cost.</b> <i>[Plans that are changing the cost-sharing from a copayment to coinsurance or vice versa from 2017 to 2018 insert for each applicable tier: “For 2017 you paid [insert as appropriate “a \$[xx] copayment” &lt;or&gt; “[xx]% coinsurance”] for drugs [insert tier name]. For 2018 you will pay [insert as appropriate “a \$[xx] copayment” &lt;or&gt; “[xx]% coinsurance”] for drugs on this tier.”]</i>	Your cost for a one-month supply filled at a network pharmacy with standard cost-sharing: <b><i>[Insert name of Tier 1]:</i></b> You pay <i>[insert as applicable: \$[xx] per prescription OR [xx]% of the total cost.]</i> <b><i>[Insert name of Tier 2]:</i></b> You pay <i>[insert as applicable: \$[xx] per prescription OR [xx]% of the total cost.]</i> <i>[Repeat for all tiers.]</i>	Your cost for a one-month supply filled at a network pharmacy with standard cost-sharing: <b><i>[Insert name of Tier 1]:</i></b> You pay <i>[insert as applicable: \$[xx] per prescription OR [xx]% of the total cost.]</i> <b><i>[Insert name of Tier 2]:</i></b> You pay <i>[insert as applicable: \$[xx] per prescription OR [xx]% of the total cost.]</i> <i>[Repeat for all tiers.]</i>

Stage	2017 (this year)	2018 (next year)
<b>Stage 2: Initial Coverage Stage (continued)</b>	<p>Once [insert as applicable: your total drug costs have reached \$[insert 2017 initial coverage limit], you will move to the next stage (the Coverage Gap Stage). OR you have paid \$[insert 2017 out-of-pocket threshold] out-of-pocket for Part D drugs, you will move to the next stage (the Catastrophic Coverage Stage).]</p>	<p>Once [insert as applicable: your total drug costs have reached \$[insert 2018 initial coverage limit], you will move to the next stage (the Coverage Gap Stage). OR you have paid \$[insert 2018 out-of-pocket threshold] out-of-pocket for Part D drugs, you will move to the next stage (the Catastrophic Coverage Stage).]</p>
<p>The costs in this row are for a one-month ([insert number of days in a one-month supply]-day) supply when you fill your prescription at a network pharmacy that provides standard cost-sharing. [Plans that are changing the number of days in their one-month supply from 2017 to 2018 insert “The number of days in a one-month supply has changed from 2017 to 2018 as noted in the chart.”] For information about the costs [insert as applicable: for a long-term supply; at a network pharmacy that offers preferred cost-sharing; or for mail-order prescriptions], look in Chapter 6, Section 5 of your <i>Evidence of Coverage</i>.</p> <p>[Insert if applicable: We changed the tier for some of the drugs on our Drug List. To see if your drugs will be in a different tier, look them up on the Drug List.]</p>		

[Plans with pharmacies that offer standard and preferred cost-sharing may replace the chart above with the one below to provide both cost-sharing rates.]

Stage	2017 (this year)	2018 (next year)
<p><b>Stage 2: Initial Coverage Stage</b>  <i>[Plans with no deductible delete the first sentence.]</i> Once you pay the yearly deductible, you move to the Initial Coverage Stage. During this stage, the plan pays its share of the cost of your drugs and <b>you pay your share of the cost.</b> <i>[Plans that are changing the cost-sharing from a copayment to coinsurance or vice versa from 2017 to 2018 insert for each applicable tier: “For 2017 you paid [insert as appropriate “a \$[xx] copayment” &lt;or&gt; “[xx]% coinsurance”] for drugs on this tier. For 2018 you will pay [insert as appropriate “a \$[xx] copayment” &lt;or&gt; “[xx]% coinsurance”] for drugs on this tier.”]</i></p> <p>The costs in this row are for a one-month (<i>insert number of days in a one-month supply</i>)-day supply when you fill your prescription at a network pharmacy. <i>[Plans that are changing the number of days in their one-month supply from 2017 to 2018 insert “The number of days in a one-month supply has changed from 2017 to 2018 as noted in the chart.”]</i> For information about the costs <i>[insert as applicable: for a long-term supply or for mail-order prescriptions]</i>, look in Chapter 6, Section 5 of your <i>Evidence of Coverage</i>.</p> <p><i>[Insert if applicable: We changed the tier for some of the drugs on our Drug List. To see if your drugs will be in a different tier, look them up on the Drug List.]</i></p>	<p>Your cost for a one-month <i>[Plans that are changing the number of days in their one-month supply from 2017 to 2018 insert “([xx]-day)” rather than “one-month”]</i> supply at a network pharmacy:</p> <p><b><i>[Insert name of Tier 1]:</i></b>  <i>Standard cost-sharing:</i> You pay <i>[insert as applicable: \$[xx] per prescription OR [xx]% of the total cost.]</i>  <i>Preferred cost-sharing:</i> You pay <i>[insert as applicable: \$[xx] per prescription OR [xx]% of the total cost.]</i></p> <p><b><i>[Insert name of Tier 2]:</i></b>  <i>Standard cost-sharing:</i> You pay <i>[insert as applicable: \$[xx] per prescription OR [xx]% of the total cost.]</i>  <i>Preferred cost-sharing:</i> You pay <i>[insert as applicable: \$[xx] per prescription OR [xx]% of the total cost.]</i></p> <p><i>[Repeat for all tiers.]</i></p> <hr/> <p>Once <i>[insert as applicable: your total drug costs have reached \$[insert 2017 initial coverage limit], you will move to the next stage (the Coverage Gap Stage). OR you have paid \$[insert 2017 out-of-pocket threshold]</i> out-of-pocket for Part D drugs, you will move to the next stage (the Catastrophic Coverage Stage).]</p>	<p>Your cost for a one-month <i>[Plans that are changing the number of days in their one-month supply from 2017 to 2018 insert “([xx]-day)” rather than “one-month”]</i> supply at a network pharmacy:</p> <p><b><i>[Insert name of Tier 1]:</i></b>  <i>Standard cost-sharing:</i> You pay <i>[insert as applicable: \$[xx] per prescription OR [xx]% of the total cost.]</i>  <i>Preferred cost-sharing:</i> You pay <i>[insert as applicable: \$[xx] per prescription OR [xx]% of the total cost.]</i></p> <p><b><i>[Insert name of Tier 2]:</i></b>  <i>Standard cost-sharing:</i> You pay <i>[insert as applicable: \$[xx] per prescription OR [xx]% of the total cost.]</i>  <i>Preferred cost-sharing:</i> You pay <i>[insert as applicable: \$[xx] per prescription OR [xx]% of the total cost.]</i></p> <p><i>[Repeat for all tiers.]</i></p> <hr/> <p>Once <i>[insert as applicable: your total drug costs have reached \$[insert 2018 initial coverage limit], you will move to the next stage (the Coverage Gap Stage). OR you have paid \$[insert 2018 out-of-pocket threshold]</i> out-of-pocket for Part D drugs, you will move to the next stage (the Catastrophic Coverage Stage).]</p>

## Changes to the Coverage Gap and Catastrophic Coverage Stages

The Coverage Gap Stage and the Catastrophic Coverage Stage are two other drug coverage stages for people with high drug costs. **Most members do not reach either stage.**

*[Sponsors that are changing the cost-sharing from coinsurance to copayment or vice versa from 2017 to 2018 insert the following sentence. If many changes are being made, it may be repeated as necessary. For [insert coverage stage involved] Coverage Stage, for drugs on Tiers] [xx] [insert tiers], your cost-sharing is changing from [insert whichever is appropriate “a copayment to coinsurance” <or> “coinsurance to a copayment.”] For information about your costs in these stages, look at your Summary of Benefits or at Chapter 6, Sections 6 and 7, in your Evidence of Coverage.]*

## SECTION 3 Administrative Changes

*[This section is optional. Plans with administrative changes that impact members (e.g., a change in options for paying the monthly premium, changes in prior authorization requirements, change in contract or PBP number) may insert this section and include an introductory sentence that explains the general nature of the administrative changes. Plans that choose to omit this section should renumber the remaining sections as needed.]*

Cost	2017 (this year)	2018 (next year)
<i>[Insert a description of the administrative process/item that is changing]</i>	<i>[Insert 2017 administrative description]</i>	<i>[Insert 2018 administrative description]</i>
<i>[Insert a description of the administrative process/item that is changing]</i>	<i>[Insert 2017 administrative description]</i>	<i>[Insert 2018 administrative description]</i>

## SECTION 4 Changes to your Medicaid Benefits

*[This section is optional. Plans should describe any changes to the member’s Medicaid benefits for the following contract year and refer the member to additional information about those benefits in the Summary of Benefits and/or Evidence of Coverage.]*

## SECTION 5 Deciding Which Plan to Choose

### Section 5.1 – If you want to stay in [insert 2018 plan name]

**To stay in our plan you don't need to do anything.** If you do not sign up for a different plan or change to Original Medicare, you will automatically stay enrolled as a member of our plan for 2018.

### Section 5.2 – If you want to change plans

We hope to keep you as a member next year but if you want to change for 2018 follow these steps:

#### Step 1: Learn about and compare your choices

- You can join a different Medicare health plan at any time,
- -- OR-- You can change to Original Medicare at any time.

Your new coverage will begin on the first day of the following month. If you change to Original Medicare, you will need to decide whether to join a Medicare drug plan.

To learn more about Original Medicare and the different types of Medicare plans, read *Medicare & You 2018*, call your State Health Insurance Assistance Program (see Section [edit section number as needed] 6), or call Medicare (see Section [edit section number as needed] 8.2).

You can also find information about plans in your area by using the Medicare Plan Finder on the Medicare website. Go to <https://www.medicare.gov> and click “Find health & drug plans.” **Here, you can find information about costs, coverage, and quality ratings for Medicare plans.**

*[Plans may choose to insert if applicable: As a reminder, [insert MAO name] offers other [insert as applicable: Medicare health plans AND/OR Medicare prescription drug plans. These other plans may differ in coverage, monthly premiums, and cost-sharing amounts.]]*

#### Step 2: Change your coverage

- To change **to a different Medicare health plan**, enroll in the new plan. You will automatically be disenrolled from [insert 2018 plan name].
- To **change to Original Medicare with a prescription drug plan**, enroll in the new drug plan. You will automatically be disenrolled from [insert 2018 plan name].
- To **change to Original Medicare without a prescription drug plan**, you must either:
  - Send us a written request to disenroll. Contact Member Services if you need more information on how to do this (phone numbers are in Section [edit section number as needed] 8.1 of this booklet).

- – or – Contact **Medicare**, at 1-800-MEDICARE (1-800-633-4227), 24 hours a day, 7 days a week, and ask to be disenrolled. TTY users should call 1-877-486-2048.

If you switch to Original Medicare and do **not** enroll in a separate Medicare prescription drug plan, Medicare may enroll you in a drug plan unless you have opted out of automatic enrollment.

## SECTION 6      Deadline for Changing Plans

Because you are *[insert as appropriate: eligible for both Medicare and Medicaid or eligible for Medicare and Full Medicaid Benefits or eligible for Medicare cost-sharing assistance under Medicaid or [insert language as appropriate under terms of state contract]]* you can change your Medicare coverage **at any time**. You can change to any other Medicare health plan (either with or without Medicare prescription drug coverage) or switch to Original Medicare (either with or without a separate Medicare prescription drug plan) at any time.

## SECTION 7      Programs That Offer Free Counseling about Medicare and Medicaid

*[Organizations offering plans in multiple states: Revise this section to use the generic name (“State Health Insurance Assistance Program”) when necessary, and include a list of names, phone numbers, and addresses for all SHIPs in your service area.]*

The State Health Insurance Assistance Program (SHIP) is a government program with trained counselors in every state. In *[insert state]*, the SHIP is called *[insert state-specific SHIP name]*.

*[Insert state-specific SHIP name]* is independent (not connected with any insurance company or health plan). It is a state program that gets money from the Federal government to give **free** local health insurance counseling to people with Medicare. *[Insert state-specific SHIP name]* counselors can help you with your Medicare questions or problems. They can help you understand your Medicare plan choices and answer questions about switching plans. You can call *[insert state-specific SHIP name]* at *[insert SHIP phone number]*. *[Plans may insert the following: You can learn more about [insert state-specific SHIP name] by visiting their website ([insert SHIP website]).]*

For questions about your *[insert state-specific name for Medicaid]* benefits, contact *[insert state-specific name of Medicaid program, toll-free number, TTY, and days and hours of operation]*. *[Insert any additional state-specific resources for assistance with questions about the member’s Medicaid benefits.]* Ask how joining another plan or returning to Original Medicare affects how you get your *[insert state-specific name for Medicaid]* coverage.



## SECTION 8 Programs That Help Pay for Prescription Drugs

You may qualify for help paying for prescription drugs. *[Plans in states without SPAPs, delete the next sentence.]* Below we list different kinds of help:

- *[Plans with Qualified Working and Disabled Individual (QDWI) members should modify this section as needed.]* **“Extra Help” from Medicare.** Because you have Medicaid, you are already enrolled in ‘Extra Help,’ also called the Low Income Subsidy. Extra Help pays some of your prescription drug premiums, annual deductibles and coinsurance. Because you qualify, you do not have a coverage gap or late enrollment penalty. If you have questions about Extra Help, call:
  - 1-800-MEDICARE (1-800-633-4227). TTY users should call 1-877-486-2048, 24 hours a day/7 days a week;
  - The Social Security Office at 1-800-772-1213 between 7 am and 7 pm, Monday through Friday. TTY users should call, 1-800-325-0778 (applications); or
  - Your State Medicaid Office (applications).
- *[Plans without an SPAP in their state(s), should delete this bullet.][Organizations offering plans in multiple states: Revise this bullet to use the generic name (“State Pharmaceutical Assistance Program”) when necessary, and include a list of names for all SPAPs in your service area.]* **Help from your state’s pharmaceutical assistance program.** *[Insert state name]* has a program called *[insert state-specific SPAP name]* that helps people pay for prescription drugs based on their financial need, age, or medical condition. To learn more about the program, check with your State Health Insurance Assistance Program (the name and phone numbers for this organization are in Section *[edit section number as needed]* 6 of this booklet).
- *[Plans with an ADAP in their state(s) that do NOT provide Insurance Assistance should delete this bullet.] [Plans with no Part D drug cost-sharing should delete this section.]* **Prescription Cost-sharing Assistance for Persons with HIV/AIDS.** The AIDS Drug Assistance Program (ADAP) helps ensure that ADAP-eligible individuals living with HIV/AIDS have access to life-saving HIV medications. Individuals must meet certain criteria, including proof of State residence and HIV status, low income as defined by the State, and uninsured/under-insured status. Medicare Part D prescription drugs that are also covered by ADAP qualify for prescription cost-sharing assistance through the *[insert State-specific ADAP name and information]*. For information on eligibility criteria, covered drugs, or how to enroll in the program, please call *[insert State-specific ADAP contact information]*.



## SECTION 9 Questions?

### Section 9.1 – Getting Help from [insert 2018 plan name]

Questions? We're here to help. Please call Member Services at [insert member services phone number]. (TTY only, call [insert TTY number].) We are available for phone calls [insert days and hours of operation]. [Insert if applicable: Calls to these numbers are free.]

#### **Read your 2018 *Evidence of Coverage* (it has details about next year's benefits and costs)**

This *Annual Notice of Changes* gives you a summary of changes in your benefits and costs for 2018. For details, look in the 2018 *Evidence of Coverage* for [insert 2018 plan name]. The *Evidence of Coverage* is the legal, detailed description of your plan benefits. It explains your rights and the rules you need to follow to get covered services and prescription drugs. A copy of the *Evidence of Coverage* is included in this envelope.

#### **Visit our Website**

You can also visit our website at [insert URL]. As a reminder, our website has the most up-to-date information about our provider network (Provider Directory) and our list of covered drugs (Formulary/Drug List).

### Section 9.2 – Getting Help from Medicare

To get information directly from Medicare:

#### **Call 1-800-MEDICARE (1-800-633-4227)**

You can call 1-800-MEDICARE (1-800-633-4227), 24 hours a day, 7 days a week. TTY users should call 1-877-486-2048.

#### **Visit the Medicare Website**

You can visit the Medicare website (<https://www.medicare.gov>). It has information about cost, coverage, and quality ratings to help you compare Medicare health plans. You can find information about plans available in your area by using the Medicare Plan Finder on the Medicare website. (To view the information about plans, go to <https://www.medicare.gov> and click on "Find health & drug plans.")

#### **Read *Medicare & You* 2018**

You can read *Medicare & You* 2018 Handbook. Every year in the fall, this booklet is mailed to people with Medicare. It has a summary of Medicare benefits, rights and protections, and

answers to the most frequently asked questions about Medicare. If you don't have a copy of this booklet, you can get it at the Medicare website (<https://www.medicare.gov>) or by calling 1-800-MEDICARE (1-800-633-4227), 24 hours a day, 7 days a week. TTY users should call 1-877-486-2048.

---

## **Section 9.3 – Getting Help from Medicaid**

---

*[Plans may edit this section to use the state-specific name for the Medicaid program or the Medicaid managed care plan.]*

To get information from *[Medicaid OR your Medicaid managed care plan]* you can call *[insert state-specific Medicaid agency OR Medicaid managed care plan name]* at *[insert Medicaid OR Medicaid managed care plan contact information]*. TTY users should call *[insert Medicaid OR Medicaid managed care TTY number]*.

**[2018 EOC model]**

*[Plans must revise references to “Medicaid” to use the state-specific name for the program throughout the EOC. If the state-specific name does not include the word “Medicaid,” plans should add “(Medicaid)” after the name.]*

*[PPO plans may modify the model as needed to describe the plan’s rules and benefits.]*  
*[Where the model uses “medical care,” “medical services,” or “health care services,” plans may revise and/or add include references to long-term care (LTC) and/or home and community-based services as applicable.]*

**January 1 – December 31, 2018**

## **Evidence of Coverage:**

**Your Medicare Health Benefits and Services and Prescription Drug Coverage as a Member of *[insert 2018 plan name]* *[insert plan type]***

*[Plans: Revise this language to reflect that the organization is providing both Medicaid and Medicare covered benefits, when applicable.]*

*[Optional: insert beneficiary name]*

*[Optional: insert beneficiary address]*

This booklet gives you the details about your Medicare *[insert if applicable: and Medicaid]* health care *[plans may add references to other services, long term care, and/or home and community based services as applicable]* and prescription drug coverage from January 1 – December 31, 2018. It explains how to get coverage for the health care services and prescription drugs you need. **This is an important legal document. Please keep it in a safe place.**

This plan, *[insert 2018 plan name]*, is offered by *[insert MAO name]* (When this *Evidence of Coverage* says “we,” “us,” or “our,” it means *[insert MAO name]*. When it says “plan” or “our plan,” it means *[insert 2018 plan name]*.)

*[Insert Federal contracting statement.]*

*[Insert state contracting statement, as applicable.]*

*[Plans that meet the 5% alternative language threshold insert: This document is available for free in *[insert languages that meet the 5% threshold]*.]*

Please contact our Member Services number at *[insert phone number]* for additional information. (TTY users should call *[insert TTY number]*.) Hours are *[insert days and hours of operation]*.)

*[Plans must insert language about availability of alternate formats (e.g., Braille, large print, audio tapes) as applicable.]*

*[Remove terms as needed to reflect plan benefits]* Benefits, premium, deductible, and/or copayments/coinsurance may change on January 1, 2019.

*[Remove terms as needed to reflect plan benefits]* The formulary, pharmacy network, and/or provider network may change at any time. You will receive notice when necessary.

*[Plans may insert any state-required statements, including state-required disclaimer language, here.]*

*[Note: ensure this is placed on the first page of the document]*

*[Insert as applicable: [insert Material ID] CMS Approved [MMDDYYYY]  
OR [insert Material ID] File & Use [MMDDYYYY]]*

**Table of Contents**

---

**2018 Evidence of Coverage****Table of Contents**

This list of chapters and page numbers is your starting point. For more help in finding information you need, go to the first page of a chapter. **You will find a detailed list of topics at the beginning of each chapter.**

**Chapter 1. Getting started as a member ..... 4**

Explains what it means to be in a Medicare health plan and how to use this booklet. Tells about materials we will send you, your plan premium, your plan membership card, and keeping your membership record up to date.

**Chapter 2. Important phone numbers and resources ..... 23**

Tells you how to get in touch with our plan (*[insert 2018 plan name]*) and with other organizations including Medicare, the State Health Insurance Assistance Program (SHIP), the Quality Improvement Organization, Social Security, Medicaid (the state health insurance program for people with low incomes), programs that help people pay for their prescription drugs, and the Railroad Retirement Board.

**Chapter 3. Using the plan's coverage for your medical *[insert if applicable: and other covered]* services..... 45**

Explains important things you need to know about getting your medical care as a member of our plan. Topics include using the providers in the plan's network and how to get care when you have an emergency.

**Chapter 4. Benefits Chart (what is covered *[plans with cost-sharing insert: and what you pay]*) ..... 62**

Gives the details about which types of medical care are covered and *not* covered for you as a member of our plan. *[Plans with cost-sharing insert: Explains how much you will pay as your share of the cost for your covered medical care.]*

**Chapter 5. Using the plan's coverage for your Part D prescription drugs ..... 104**

Explains rules you need to follow when you get your Part D drugs. Tells how to use the plan's *List of Covered Drugs (Formulary)* to find out which drugs are covered. Tells which kinds of drugs are *not* covered. Explains several kinds of restrictions that apply to coverage for certain drugs. Explains where to get your prescriptions filled. Tells about the plan's programs for drug safety and managing medications.

**Table of Contents**

---

**Chapter 6. What you pay for your Part D prescription drugs..... 129**

*[Plans may revise this paragraph as needed to describe the plan's drug coverage.]* Tells about the *[insert number of stages]* stages of drug coverage (*[delete any stages that are not applicable]* Deductible Stage, Initial Coverage Stage, Coverage Gap Stage, Catastrophic Coverage Stage) and how these stages affect what you pay for your drugs. *[Plans without drug tiers, delete the following sentence.]* Explains the *[insert number of tiers]* cost-sharing tiers for your Part D drugs and tells what you must pay for a drug in each cost-sharing tier.

**Chapter 7. Asking us to pay *[plans with cost-sharing insert: our share of]* a bill you have received for covered medical services or drugs ..... 154**

Explains when and how to send a bill to us when you want to ask us to pay you back *[plans with cost-sharing insert: for our share of the cost]* for your covered services or drugs.

**Chapter 8. Your rights and responsibilities ..... 162**

Explains the rights and responsibilities you have as a member of our plan.  
Tells what you can do if you think your rights are not being respected.

**Chapter 9. What to do if you have a problem or complaint (coverage decisions, appeals, complaints) ..... 174**

Tells you step-by-step what to do if you are having problems or concerns as a member of our plan.

- Explains how to ask for coverage decisions and make appeals if you are having trouble getting the medical care or prescription drugs you think are covered by our plan. This includes asking us to make exceptions to the rules or extra restrictions on your coverage for prescription drugs, and asking us to keep covering hospital care and certain types of medical services if you think your coverage is ending too soon.
- Explains how to make complaints about quality of care, waiting times, customer service, and other concerns.

**Chapter 10. Ending your membership in the plan..... 232**

Explains when and how you can end your membership in the plan. Explains situations in which our plan is required to end your membership.

**Chapter 11. Legal notices ..... 240**

Includes notices about governing law and about nondiscrimination.

**Chapter 12. Definitions of important words ..... 243**

Explains key terms used in this booklet.

# CHAPTER 1

*Getting started as a member*

**Chapter 1. Getting started as a member**

---

**Chapter 1. Getting started as a member**

<b>SECTION 1</b>	<b>Introduction .....</b>	<b>5</b>
Section 1.1	You are enrolled in <a href="#">[insert 2018 plan name]</a> , which is a specialized Medicare Advantage Plan (Special Needs Plan) .....	5
Section 1.2	What is the <i>Evidence of Coverage</i> booklet about? .....	6
Section 1.3	Legal information about the <i>Evidence of Coverage</i> .....	6
<b>SECTION 2</b>	<b>What makes you eligible to be a plan member? .....</b>	<b>7</b>
Section 2.1	Your eligibility requirements .....	7
Section 2.2	What are Medicare Part A and Medicare Part B? .....	8
Section 2.3	What is Medicaid? .....	8
Section 2.4	Here is the plan service area for <a href="#">[insert 2018 plan name]</a> .....	8
Section 2.5	U.S. Citizen or Lawful Presence .....	9
<b>SECTION 3</b>	<b>What other materials will you get from us? .....</b>	<b>10</b>
Section 3.1	Your plan membership card – Use it to get all covered care and prescription drugs .....	10
Section 3.2	The <i>Provider Directory</i> : Your guide to all providers in the plan’s network. ....	10
Section 3.3	The <i>Pharmacy Directory</i> : Your guide to pharmacies in our network.....	12
Section 3.4	The plan’s List of <i>Covered Drugs (Formulary)</i> .....	13
Section 3.5	The <i>Part D Explanation of Benefits</i> (the “Part D EOB”): Reports with a summary of payments made for your Part D prescription drugs .....	13
<b>SECTION 4</b>	<b>Your monthly premium for <a href="#">[insert 2018 plan name]</a>.....</b>	<b>14</b>
Section 4.1	How much is your plan premium? .....	14
Section 4.2	There are several ways you can pay your plan premium .....	16
Section 4.3	Can we change your monthly plan premium during the year?.....	18
<b>SECTION 5</b>	<b>Please keep your plan membership record up to date .....</b>	<b>19</b>
Section 5.1	How to help make sure that we have accurate information about you.....	19
<b>SECTION 6</b>	<b>We protect the privacy of your personal health information .....</b>	<b>20</b>
Section 6.1	We make sure that your health information is protected.....	20
<b>SECTION 7</b>	<b>How other insurance works with our plan .....</b>	<b>20</b>
Section 7.1	Which plan pays first when you have other insurance? .....	20



**Chapter 1. Getting started as a member****SECTION 1 Introduction****Section 1.1 You are enrolled in *[insert 2018 plan name]*, which is a specialized Medicare Advantage Plan (Special Needs Plan)**

*[Plans may revise this language to elaborate on the coordination between Medicare and Medicaid.]*

You are covered by both Medicare and Medicaid:

- **Medicare** is the Federal health insurance program for people 65 years of age or older, some people under age 65 with certain disabilities, and people with end-stage renal disease (kidney failure).
- **Medicaid** is a joint Federal and state government program that helps with medical costs for certain people with limited incomes and resources. Medicaid coverage varies depending on the state and the type of Medicaid you have. Some people with Medicaid get help paying for their Medicare premiums and other costs. Other people also get coverage for additional services and drugs that are not covered by Medicare.

You have chosen to get your Medicare *[insert if applicable: and Medicaid]* health care and your prescription drug coverage through our plan, *[insert 2018 plan name]*.

There are different types of Medicare health plans. *[Insert 2018 plan name]* is a specialized Medicare Advantage Plan (a Medicare “Special Needs Plan”), which means its benefits are designed for people with special health care needs. *[Insert 2018 plan name]* is designed specifically for people who have Medicare and who are also entitled to assistance from Medicaid.

**Coverage under this Plan qualifies as minimum essential coverage (MEC)** and satisfies the Patient Protection and Affordable Care Act’s (ACA) individual shared responsibility requirement. Please visit the Internal Revenue Service (IRS) website at: <https://www.irs.gov/Affordable-Care-Act/Individuals-and-Families> for more information.

*[Plans should revise this section to better reflect the services and costs for members.]* Because you get assistance from Medicaid with your Medicare Part A and B cost-sharing (deductibles, copayments, and coinsurance) you may pay nothing for your Medicare health care services. Medicaid *[insert as applicable: may also provide OR also provides]* other benefits to you by covering health care services *[Plans may add references to prescription drugs, long term care and/or home and community based services as applicable.]* that are not usually covered under Medicare. *[Plans CMS has approved to exclusively enroll QMBs, SLMBs, QIs, or dual eligible individuals with full Medicaid benefits insert: You will also receive “Extra Help” from Medicare to pay for the costs of your Medicare prescription drugs.][Other plans insert: You may also receive “Extra Help” from Medicare to pay for the costs of your Medicare prescription drugs.]* *[Insert 2018 plan name]* will help manage all of these benefits for you, so that you get the health care services and payment assistance that you are entitled to.

**Chapter 1. Getting started as a member**

---

*[Insert 2018 plan name]* is run by a *[insert as applicable: private company OR non-profit organization OR government entity]*. Like all Medicare Advantage Plans, this Medicare Special Needs Plan is approved by Medicare. *[Insert if applicable: The plan also has a contract with the [insert state] Medicaid program to coordinate your Medicaid benefits.]* We are pleased to be providing your Medicare *[insert if applicable: and Medicaid]* health care coverage, including your prescription drug coverage *[plans may add references long term care and/or home and community based services as applicable]*.

<b>Section 1.2</b>	<b>What is the <i>Evidence of Coverage</i> booklet about?</b>
--------------------	---

This *Evidence of Coverage* booklet tells you how to get your Medicare *[insert if applicable: and Medicaid]* medical care *[plans may add references long term care and/or home and community based services as applicable]* and prescription drugs covered through our plan. This booklet explains your rights and responsibilities, what is covered, and what you pay as a member of the plan.

The word “coverage” and “covered services” refers to the medical care *[plans may add references long term care and/or home and community based services as applicable]* and services and the prescription drugs available to you as a member of *[insert 2018 plan name]*.

It’s important for you to learn what the plan’s rules are and what services are available to you. We encourage you to set aside some time to look through this *Evidence of Coverage* booklet.

If you are confused or concerned or just have a question, please contact our plan’s Member Services (phone numbers are printed on the back cover of this booklet).

<b>Section 1.3</b>	<b>Legal information about the <i>Evidence of Coverage</i></b>
--------------------	--

**It’s part of our contract with you**

This *Evidence of Coverage* is part of our contract with you about how *[insert 2018 plan name]* covers your care. Other parts of this contract include your enrollment form, the *List of Covered Drugs (Formulary)*, and any notices you receive from us about changes to your coverage or conditions that affect your coverage. These notices are sometimes called “riders” or “amendments.”

The contract is in effect for months in which you are enrolled in *[insert 2018 plan name]* between January 1, 2018, and December 31, 2018.

Each calendar year, Medicare allows us to make changes to the plans that we offer. This means we can change the costs and benefits of *[insert 2018 plan name]* after December 31, 2018. We can also choose to stop offering the plan, or to offer it in a different service area, after December 31, 2018.

**Chapter 1. Getting started as a member**

---

**Medicare must approve our plan each year**

*[Plans may add language indicating that Medicaid approves their plan each year, if applicable.]*

Medicare (the Centers for Medicare & Medicaid Services) must approve *[insert 2018 plan name]* each year. You can continue to get Medicare coverage as a member of our plan as long as we choose to continue to offer the plan and Medicare renews its approval of the plan.

---

**SECTION 2 What makes you eligible to be a plan member?**

---

<b>Section 2.1 Your eligibility requirements</b>
--

*You are eligible for membership in our plan as long as:*

- You have both Medicare Part A and Medicare Part B (Section 2.2 tells you about Medicare Part A and Medicare Part B)
- -- and -- You live in our geographic service area (Section 2.3 below describes our service area). *[Plans with grandfathered members who were outside of area prior to January 1999, insert: If you have been a member of our plan continuously since before January 1999 and you were living outside of our service area before January 1999, you are still eligible as long as you have not moved since before January 1999.]*
- -- and -- you are a United States citizen or are lawfully present in the United States
- -- and -- You do not have End-Stage Renal Disease (ESRD), with limited exceptions, such as if you develop ESRD when you are already a member of a plan that we offer, or you were a member of a different plan that was terminated. *[This language is not applicable to plans with a CMS-approved ESRD waiver.]*
- -- and -- You meet the special eligibility requirements described below.

**Special eligibility requirements for our plan**

*[Plans may add language regarding other eligibility requirements, such as age and/or disabilities, if applicable.]* Our plan is designed to meet the needs of people who receive certain Medicaid benefits. (Medicaid is a joint Federal and state government program that helps with medical costs for certain people with limited incomes and resources.) To be eligible for our plan you must be *[insert as appropriate: eligible for both Medicare and Medicaid or eligible for Medicare and Full Medicaid Benefits or eligible for Medicare cost-sharing assistance under Medicaid or [insert language as appropriate under terms of state contract]]*.

Please note: If you lose your eligibility but can reasonably be expected to regain eligibility within *[Insert number 1-6. Plans may choose any length of time from one to six months for deeming continued eligibility, as long as they apply the criteria consistently across all members and fully inform members of the policy]*-month(s), then you are still eligible for membership in our plan (Chapter 4, Section 2.1 tells you about coverage and cost-sharing during a period of deemed continued eligibility).

**Chapter 1. Getting started as a member**

---

**Section 2.2 What are Medicare Part A and Medicare Part B?**

When you first signed up for Medicare, you received information about what services are covered under Medicare Part A and Medicare Part B. Remember:

- Medicare Part A generally helps cover services provided by hospitals (for inpatient services, skilled nursing facilities, or home health agencies).
- Medicare Part B is for most other medical services (such as physician's services and other outpatient services) and certain items (such as durable medical equipment (DME) and supplies).

**Section 2.3 What is Medicaid?**

*[Plans may revise this section to provide state-specific information.]* Medicaid is a joint Federal and state government program that helps with medical *[insert if applicable: and long-term care]* costs for certain people who have limited incomes and resources. Each state decides what counts as income and resources, who is eligible, what services are covered, and the cost for services. States also can decide how to run their program as long as they follow the Federal guidelines.

*[Plans should include only those Medicare Savings Programs eligible for enrollment in their plan. Plans that limit enrollment to QMB+/SLMB+ may revise the QMB/SLMB bullets below to describe only QMB+/SLMB+.]* In addition, there are programs offered through Medicaid that help people with Medicare pay their Medicare costs, such as their Medicare premiums. These "Medicare Savings Programs" help people with limited income and resources save money each year:

- **Qualified Medicare Beneficiary (QMB):** Helps pay Medicare Part A and Part B premiums, and other cost-sharing (like deductibles, coinsurance, and copayments). (Some people with QMB are also eligible for full Medicaid benefits (QMB+).)
- **Specified Low-Income Medicare Beneficiary (SLMB):** Helps pay Part B premiums. (Some people with SLMB are also eligible for full Medicaid benefits (SLMB+).)
- **Qualifying Individual (QI):** Helps pay Part B premiums.
- **Qualified Disabled & Working Individuals (QDWI):** Helps pay Part A premiums.

**Section 2.4 Here is the plan service area for *[insert 2018 plan name]***

Although Medicare is a Federal program, *[insert 2018 plan name]* is available only to individuals who live in our plan service area. To remain a member of our plan, you *[if a "continuation area" is offered under 42 CFR 422.54, insert "generally" here, and add a sentence describing the continuation area]* must continue to reside in the plan service area. The service area is described *[insert as appropriate: below OR in an appendix to this Evidence of Coverage]*.

**Chapter 1. Getting started as a member**

---

*[Insert plan service area here or within an appendix. Plans may include references to territories as appropriate. Use county name only if approved for entire county. For partially approved counties, use county name plus zip code. Examples of the format for describing the service area are provided below. If needed, plans may insert more than one row to describe their service area:]*

Our service area includes all 50 states

Our service area includes these states: *[insert states]*

Our service area includes these counties in *[insert state]*: *[insert counties]*

Our service area includes these parts of counties in *[insert state]*: *[insert county]*, the following zip codes only *[insert zip codes]*

*[Optional info: multi-state plans may include the following two paragraphs: We offer coverage in [insert as applicable: several OR all] states [insert if applicable: and territories]. However, there may be cost or other differences between the plans we offer in each state. If you move out of state [insert if applicable: or territory] and into a state [insert if applicable: or territory] that is still within our service area, you must call Member Services in order to update your information. [National plans delete the rest of this paragraph.] If you move into a state [insert if applicable: or territory] outside of our service area, you cannot remain a member of our plan. Please call Member Services to find out if we have a plan in your new state [insert if applicable: or territory].*

If you plan to move to a new state, you should also contact your state's Medicaid office and ask how this move will affect your Medicaid benefits. Phone numbers for Medicaid are in Chapter 2, Section 6 of this booklet.]

If you plan to move out of the service area, please contact Member Services (phone numbers are printed on the back cover of this booklet). When you move, you will have a Special Enrollment Period that will allow you to switch to Original Medicare or enroll in a Medicare health or drug plan that is available in your new location.

It is also important that you call Social Security if you move or change your mailing address. You can find phone numbers and contact information for Social Security in Chapter 2, Section 5.

<b>Section 2.5</b>	<b>U.S. Citizen or Lawful Presence</b>
--------------------	--

A member of a Medicare health plan must be a U.S. citizen or lawfully present in the United States. Medicare (the Centers for Medicare & Medicaid Services) will notify *[insert 2018 plan name]* if you are not eligible to remain a member on this basis. *[Insert 2018 plan name]* must disenroll you if you do not meet this requirement.

---

**SECTION 3      What other materials will you get from us?**

---

<b>Section 3.1</b>	<b>Your plan membership card – Use it to get all covered care and prescription drugs</b>
--------------------	--

*[Plans that use separate membership cards for health and drug coverage should edit the following section to reflect the use of multiple cards.]*

*[Plans may revise this language to reflect, when applicable, that the members will use the plan card exclusively or the plan card and a Medicaid card.]*

While you are a member of our plan, you must use your membership card for our plan whenever you get any services covered by this plan and for prescription drugs you get at network pharmacies. You should also show the provider your Medicaid card. Here's a sample membership card to show you what yours will look like:

*[Insert picture of front and back of member ID card. Mark it as a sample card (for example, by superimposing the word "sample" on the image of the card.)]*

As long as you are a member of our plan **you must not use your red, white, and blue Medicare card** to get covered medical services (with the exception of routine clinical research studies and hospice services). Keep your red, white, and blue Medicare card in a safe place in case you need it later.

**Here's why this is so important:** If you get covered services using your red, white, and blue Medicare card instead of using your *[insert 2018 plan name]* membership card while you are a plan member, you may have to pay the full cost yourself.

If your plan membership card is damaged, lost, or stolen, call Member Services right away and we will send you a new card. (Phone numbers for Member Services are printed on the back cover of this booklet.)

<b>Section 3.2</b>	<b>The <i>Provider Directory</i>: Your guide to all providers in the plan's network</b>
--------------------	---

*[Plans with combined provider and pharmacy directories may combine and edit the provider and pharmacy directory sections (including section titles) to describe the combined document. Plans should renumber sections as needed and revise references to "Provider Directory" to use the actual name of the document throughout the model.]*

The *Provider Directory* lists our network providers *[insert if applicable: and durable medical equipment suppliers]*. *[Plans should edit this paragraph as needed to indicate whether the directory also includes their participating Medicaid providers. If not, plans should describe the directory/document they send that list Medicaid participating providers.]*



**Chapter 1. Getting started as a member**

---

**What are “network providers”?**

**Network providers** are the doctors and other health care professionals, medical groups, *[insert if applicable: durable medical equipment suppliers,]* hospitals, *[insert other applicable provider types, including Medicare-specific and Medicaid-specific provider types,]* and other health care facilities that have an agreement with us to accept our payment and any plan cost-sharing as payment in full. We have arranged for these providers to deliver covered services to members in our plan. *[Insert as applicable: We included a copy of our Provider Directory in the envelope with this booklet.] [Insert as applicable: We [insert as applicable: also] included a copy of our Durable Medical Equipment Supplier Directory in the envelope with this booklet.]* The most recent list of providers *[insert as applicable: and suppliers]* is *[insert as applicable: also]* available on our website at *[insert URL].]*

**Why do you need to know which providers are part of our network?**

It is important to know which providers are part of our network because, with limited exceptions, while you are a member of our plan you *[insert as appropriate: must use OR may be required to use]* network providers to get your medical care and services *[insert a reference to Medicaid-only services, as appropriate]*. *[Plans with sub-networks (e.g., limiting members to providers within their PCP's sub-network) insert a brief explanation of the additional limitations of your sub-network structure.]* The only exceptions are emergencies, urgently needed services when the network is not available (generally, when you are out of the area), out-of-area dialysis services, *[plans may insert additional exceptions as appropriate]* and cases in which *[insert 2018 plan name]* authorizes use of out-of-network providers. *[Plans: revise this language to reflect that the organization is providing both Medicaid and Medicare covered benefits, when applicable.]* See Chapter 3 (*Using the plan's coverage for your medical services*) for more specific information about emergency, out-of-network, and out-of-area coverage.

*[Plans should also describe why it is important to know who the participating Medicaid providers are (e.g., that the member must go to Medicaid providers to get Medicaid services provided by the plan, if that is the arrangement the plan has with the state). The details of the plan providers should be addressed in Chapter 3.]*

*[Plans with a Point-of-Service (POS) option must briefly describe the POS option here. The details of the POS should be addressed in Chapter 3.]*

If you don't have your copy of the *Provider Directory*, you can request a copy from Member Services (phone numbers are printed on the back cover of this booklet). You may ask Member Services for more information about our network providers, including their qualifications. *[Plans may add additional information describing the information available in the provider directory, on the plan's website, or from Member Services. For example: You can also see the Provider Directory at [insert URL], or download it from this website. Both Member Services and the website can give you the most up-to-date information about changes in our network providers.]*

<b>Section 3.3</b>	<b>The <i>Pharmacy Directory</i>: Your guide to pharmacies in our network</b>
--------------------	---

*[Plans with combined provider and pharmacy directories may combine and edit the provider and pharmacy directory sections (including section titles) to describe the combined document. Plans should renumber sections as needed and revise references to the “Pharmacy Directory” to use the actual name of the document throughout the model.]*

### **What are “network pharmacies”?**

Network pharmacies are all of the pharmacies that have agreed to fill covered prescriptions for our plan members.

### **Why do you need to know about network pharmacies?**

You can use the *Pharmacy Directory* to find the network pharmacy you want to use. *[Insert applicable section: For a plan that has changes in its pharmacy network]* There are changes to our network of pharmacies for next year. *[Insert if applicable: We included a copy of our Pharmacy Directory in the envelope with this booklet.]* An updated Pharmacy Directory is located on our website at *[insert URL]*. You may also call Member Services for updated provider information or to ask us to mail you a Pharmacy Directory. **Please review the 2018 Pharmacy Directory to see which pharmacies are in our network.**

*OR*

*[For a plan that will have a higher than normal number of pharmacies leaving its pharmacy network]* Our network has changed more than usual for 2018. *[Insert if applicable: We included a copy of our Pharmacy Directory in the envelope with this booklet.]* An updated Pharmacy Directory is located on our website at *[insert URL]*. You may also call Member Services for updated provider information or to ask us to mail you a Pharmacy Directory. **We strongly suggest that you review our current Pharmacy Directory to see if your pharmacy is still in our network.** This is important because, with few exceptions, you must get your prescriptions filled at a network pharmacy if you want our plan to cover (help you pay for) them.

*[Insert if plan has pharmacies that offer preferred cost-sharing in its network: The Pharmacy Directory will also tell you which of the pharmacies in our network have preferred cost-sharing, which may be lower than the standard cost-sharing offered by other network pharmacies for some drugs.]*

If you don’t have the *Pharmacy Directory*, you can get a copy from Member Services (phone numbers are printed on the back cover of this booklet). At any time, you can call Member Services to get up-to-date information about changes in the pharmacy network. You can also find this information on our website at *[insert URL]*. *[Plans may add detail describing additional information about network pharmacies available from Member Services or on the website.]*



<b>Section 3.4</b>	<b>The plan's List of Covered Drugs (Formulary)</b>
--------------------	---

*[Plans without an integrated formulary insert: The plan has a List of Covered Drugs (Formulary). We call it the “Drug List” for short. It tells which Part D prescription drugs are covered under the Part D benefit included in *[insert 2018 plan name]*. In addition to the drugs covered by Part D, some prescription drugs are covered for you under your Medicaid benefits. The Drug List tells you how to find out which drugs are covered under Medicaid.]*

The drugs on this list are selected by the plan with the help of a team of doctors and pharmacists. The list must meet requirements set by Medicare. Medicare has approved the *[insert 2018 plan name]* Drug List.

*[Plans with an integrated formulary insert: The plan has a List of Covered Drugs (Formulary). We call it the “Drug List” for short. It tells which prescription drugs are covered by *[insert 2018 plan name]*. The drugs on this list are selected by the plan with the help of a team of doctors and pharmacists. The list must meet requirements set by Medicare and Medicaid. Medicare and Medicaid have approved the *[insert 2018 plan name]* Drug List.]*

The Drug List also tells you if there are any rules that restrict coverage for your drugs.

We will send you a copy of the Drug List. *[Insert if applicable: The Drug List we send to you includes information for the covered drugs that are most commonly used by our members. However, we cover additional drugs that are not included in the printed Drug List. If one of your drugs is not listed in the Drug List, you should visit our website or contact Member Services to find out if we cover it.]* To get the most complete and current information about which drugs are covered, you can visit the plan's website (*[insert URL]*) or call Member Services (phone numbers are printed on the back cover of this booklet).

<b>Section 3.5</b>	<b>The <i>Part D Explanation of Benefits</i> (the “Part D EOB”): Reports with a summary of payments made for your Part D prescription drugs</b>
--------------------	---

When you use your Part D prescription drug benefits, we will send you a summary report to help you understand and keep track of payments for your Part D prescription drugs. This summary report is called the *Part D Explanation of Benefits* (or the “Part D EOB”).

The *Part D Explanation of Benefits* tells you the total amount you, or others on your behalf, have spent on your Part D prescription drugs and the total amount we have paid for each of your Part D prescription drugs during the month. *[Plans with no cost-sharing for Part D drugs, revise the next sentence to refer members to Chapter 5 to find information about the Part D EOB.]* Chapter 6 (What you pay for your Part D prescription drugs) gives more information about the *Explanation of Benefits* and how it can help you keep track of your drug coverage.

A *Part D Explanation of Benefits* summary is also available upon request. To get a copy, please contact Member Services (phone numbers are printed on the back cover of this booklet).

**Chapter 1. Getting started as a member**

*[Note: Plans may insert other methods that members can get their Part D Explanation of Benefits.]*

---

**SECTION 4      Your monthly premium for *[insert 2018 plan name]***


---

<b>Section 4.1      How much is your plan premium?</b>
--

*[If applicable, plans should revise this section to indicate that the plan premium is paid on behalf of members (e.g., by “Extra Help”, Medicaid).]*

As a member of our plan, you pay a monthly plan premium. *[Select one of the following: For 2018, the monthly premium for *[insert 2018 plan name]* is *[insert monthly premium amount]*. OR The table below shows the monthly plan premium amount for each region we serve. OR The table below shows the monthly plan premium amount for each plan we are offering in the service area. OR The monthly premium amount for *[insert 2018 plan name]* is listed in *[describe attachment]*.]* *[Plans may insert a list of or table with the state/region and monthly plan premium amount for each area included within the EOC. Plans may also include premium(s) in an attachment to the EOC.][Plans CMS has approved to exclusively enroll QMBs, SLMBs, or QIs, delete the next sentence.]* In addition, you must continue to pay your Medicare Part B premium (unless your Part B premium is paid for you by Medicaid or another third party).

*[Plans with no premium should replace the preceding paragraph with: You do not pay a separate monthly plan premium for *[insert 2018 plan name]*. You must continue to pay your Medicare Part B premium (unless your Part B premium is paid for you by Medicaid or another third party).]*

**In some situations, your plan premium could be more**

In some situations, your plan premium could be more than the amount listed above in Section 4.1. *[Insert as appropriate: These situations are OR This situation is]* described below.

- *[Plans that do not offer optional supplemental benefits, delete.]* If you signed up for extra benefits, also called “optional supplemental benefits”, then you pay an additional premium each month for these extra benefits. If you have any questions about your plan premiums, please call Member Services (phone numbers are printed on the back cover of this booklet). *[If the plan describes optional supplemental benefits within Chapter 4, then the plan must include the premium amounts for those benefits in this section.]*
- Some members are required to pay a Part D **late enrollment penalty** because they did not join a Medicare drug plan when they first became eligible or because they had a continuous period of 63 days or more when they didn’t have “creditable” prescription drug coverage. (“Creditable” means the drug coverage is expected to pay, on average, at least as much as Medicare’s standard prescription drug coverage.) For these members, the Part D late enrollment penalty is added to the plan’s monthly premium. Their premium

**Chapter 1. Getting started as a member**

---

amount will be the monthly plan premium plus the amount of their Part D late enrollment penalty.

- If you receive “Extra Help” from Medicare to pay for your prescription drugs, you will not pay a late enrollment penalty.
- If you ever lose your low income subsidy ("Extra Help"), you would be subject to the monthly Part D late enrollment penalty if you have ever gone without creditable prescription drug coverage for 63 days or more.
- If you are required to pay the Part D late enrollment penalty, the amount of your penalty depends on how many months you were without drug coverage after you became eligible.

**Some members are required to pay other Medicare premiums**

*[Plans that include a Part B premium reduction benefit may describe the benefit within this section.]*

*[Plans that do not have any members paying Medicare premiums or plans whose members must pay the full part B premium should modify this section.]*

*[Plans with no monthly premium, omit: In addition to paying the monthly plan premium,]* some members are required to pay other Medicare premiums. As explained in Section 2 above, in order to be eligible for our plan, you must maintain your eligibility for Medicaid as well as be entitled to Medicare Part A and enrolled in Medicare Part B. For most *[insert 2018 plan name]* members, Medicaid pays for your Part A premium (if you don't qualify for it automatically) and for your Part B premium. If Medicaid is not paying your Medicare premiums for you, you must continue to pay your Medicare premiums to remain a member of the plan.

Some people pay an extra amount for Part D because of their yearly income; this is known as Income Related Monthly Adjustment Amounts, also known as IRMAA. If your income is greater than \$*[insert amount]* for an individual (or married individuals filing separately) or greater than \$*[insert amount]* for married couples, **you must pay an extra amount directly to the government (not the Medicare plan)** for your Medicare Part D coverage.

- If you have to pay an extra amount, Social Security, **not your Medicare plan**, will send you a letter telling you what that extra amount will be. If you had a life-changing event that caused your income to go down, you can ask Social Security to reconsider their decision.
- **If you are required to pay the extra amount and you do not pay it, you will be disenrolled from the plan.**
- You can also visit <https://www.medicare.gov> on the Web or call 1-800-MEDICARE (1-800-633-4227), 24 hours a day, 7 days a week. TTY users should call 1-877-486-2048. Or you may call Social Security at 1-800-772-1213. TTY users should call 1-800-325-0778.

**Chapter 1. Getting started as a member**

---

Your copy of *Medicare & You 2018* gives information about these premiums in the section called “2018 Medicare Costs.” Everyone with Medicare receives a copy of *Medicare & You* each year in the fall. Those new to Medicare receive it within a month after first signing up. You can also download a copy of *Medicare & You 2018* from the Medicare website (<https://www.medicare.gov>). Or, you can order a printed copy by phone at 1-800-MEDICARE (1-800-633-4227), 24 hours a day, 7 days a week. TTY users call 1-877-486-2048.

<b>Section 4.2</b>	<b>There are several ways you can pay your plan premium</b>
--------------------	---

*[Plans indicating in Section 4.1 that there is no monthly premium should rename this section, “If you pay a Part D late enrollment penalty, there are several ways you can pay your penalty,” and use the alternative text as instructed below.]*

There are *[insert number of payment options]* ways you can pay your plan premium. *[Plans must indicate how the member can inform the plan of their premium payment option choice and the procedure for changing that choice.]*

If you decide to change the way you pay your premium, it can take up to three months for your new payment method to take effect. While we are processing your request for a new payment method, you are responsible for making sure that your plan premium is paid on time.

*[Plans without a monthly premium: Replace the preceding two paragraphs with the following: If you are required to pay a Part D late enrollment penalty, there are [insert number of payment options] ways you can pay the penalty. [Plans must indicate how the member can inform the plan of their premium payment option choice and the procedure for changing that choice.]*

If you decide to change the way you pay your Part D late enrollment penalty, it can take up to three months for your new payment method to take effect. While we are processing your request for a new payment method, you are responsible for making sure that your Part D late enrollment penalty is paid on time.]

**Option 1: You can pay by check**

*[Insert plan specifics regarding premium/penalty payment intervals (e.g., monthly, quarterly- please note that beneficiaries must have the option to pay their premiums monthly), how they can pay by check, including an address, whether they can drop off a check in person, and by what day the check must be received (e.g., the 5<sup>th</sup> of each month). It should be emphasized that checks should be made payable to the Plan and not CMS nor HHS. If the Plan uses coupon books, explain when they will receive it and to call Member Services for a new one if they run out or lose it. In addition, include information if you charge for bounced checks.]*

**Option 2: *[Insert option type]***

*[If applicable: Insert information about other payment options. Or delete this option.]*

**Chapter 1. Getting started as a member**

---

*Include information about all relevant choices (e.g., automatically withdrawn from your checking or savings account, charged directly to your credit or debit card, or billed each month directly by the plan). Insert information on the frequency of automatic deductions (e.g., monthly, quarterly – please note that beneficiaries must have the option to pay their premiums monthly), the approximate day of the month the deduction will be made, and how this can be set up. Please note that furnishing discounts for members who use direct payment electronic payment methods is prohibited.]*

**Option *[insert number]*: You can have the *[plans with a premium insert: plan premium]* *[plans without a premium insert: Part D late enrollment penalty]* taken out of your monthly Social Security check**

You can have the *[plans with a premium insert: plan premium]* *[plans without a premium insert: Part D late enrollment penalty]* taken out of your monthly Social Security check. Contact Member Services for more information on how to pay your monthly *[plans with a premium insert: plan premium]* *[plans without a premium insert: penalty]* this way. We will be happy to help you set this up. (Phone numbers for Member Services are printed on the back cover of this booklet.)

**What to do if you are having trouble paying your *[plans with a premium insert: plan premium]* *[plans without a premium insert: Part D late enrollment penalty]***

*[Plans that do not disenroll members for non-payment may modify this section as needed.]*

Your *[plans with a premium insert: plan premium]* *[plans without a premium insert: Part D late enrollment penalty]* is due in our office by the *[insert day of the month]*. If we have not received your *[plans with a premium insert: premium]* *[plans without a premium insert: penalty]* by the *[insert day of the month]*, we will send you a notice telling you that your plan membership will end if we do not receive your *[plans with a premium insert: premium]* *[plans without a premium insert: Part D late enrollment penalty]* payment within *[insert length of plan grace period]*. If you are required to pay a Part D late enrollment penalty, you must pay the penalty to keep your prescription drug coverage.

If you are having trouble paying your *[plans with a premium insert: premium]* *[plans without a premium insert: Part D late enrollment penalty]* on time, please contact Member Services to see if we can direct you to programs that will help with your *[plans with a premium insert: plan premium]* *[plans without a premium insert: penalty]*. (Phone numbers for Member Services are printed on the back cover of this booklet.)

If we end your membership because you did not pay your *[plans with a premium insert: plan premium]* *[plans without a premium insert: Part D late enrollment penalty]*, you will have health coverage under Original Medicare. As long as you are receiving “Extra Help” with your prescription drug costs, you will continue to have Part D drug coverage. Medicare will enroll you into a new prescription drug plan for your Part D coverage.

**Chapter 1. Getting started as a member**

---

*[Insert if applicable: At the time we end your membership, you may still owe us for [plans with a premium insert: premiums] [plans without a premium insert: the penalty] you have not paid. [Insert one or both statements as applicable for the plan: We have the right to pursue collection of [plans with a premium insert: the premiums] [plans without a premium insert: the penalty amount] you owe. AND/OR In the future, if you want to enroll again in our plan (or another plan that we offer), you will need to pay the amount you owe before you can enroll.]]*

If you think we have wrongfully ended your membership, you have a right to ask us to reconsider this decision by making a complaint. Chapter 9, Section 11 of this booklet tells how to make a complaint. If you had an emergency circumstance that was out of your control and it caused you to not be able to pay your premiums within our grace period, you can ask us to reconsider this decision by calling *[insert phone number]* between *[insert hours of operation]*. TTY users should call *[insert TTY number]*. You must make your request no later than 60 days after the date your membership ends.

<b>Section 4.3</b>	<b>Can we change your monthly plan premium during the year?</b>
--------------------	---

**No.** *[Plans with no premium replace next sentence with the following: We are not allowed to begin charging a monthly plan premium during the year.]* We are not allowed to change the amount we charge for the plan's monthly plan premium during the year. If the monthly plan premium changes for next year, we will tell you in September and the change will take effect on January 1.

*[Plans CMS has approved to exclusively enroll QMBs, SLMBs, QIs, or dual eligible individuals with full Medicaid benefits, delete this paragraph.]* However, in some cases the part of the premium that you have to pay can change during the year. This happens if you become eligible for the "Extra Help" program or if you lose your eligibility for the "Extra Help" program during the year. If a member qualifies for "Extra Help" with their prescription drug costs, the "Extra Help" program will pay part of the member's monthly plan premium. A member who loses their eligibility during the year will need to start paying their full monthly premium. You can find out more about the "Extra Help" program in Chapter 2, Section 7.

*[Plans with no premium replace the previous paragraph with the following: However, in some cases, you may need to start paying or may be able to stop paying a late enrollment penalty. (The late enrollment penalty may apply if you had a continuous period of 63 days or more when you didn't have "creditable" prescription drug coverage.) This could happen if you become eligible for the "Extra Help" program or if you lose your eligibility for the "Extra Help" program during the year:*

- *If you currently pay the Part D late enrollment penalty and become eligible for "Extra Help" during the year, you would be able to stop paying your penalty.*
- *If you ever lose your low income subsidy ("Extra Help"), you would be subject to the monthly Part D late enrollment penalty if you have ever gone without creditable prescription drug coverage for 63 days or more.*



You can find out more about the “Extra Help” program in Chapter 2, Section 7.]

---

## **SECTION 5      Please keep your plan membership record up to date**

---

<b>Section 5.1</b>	<b>How to help make sure that we have accurate information about you</b>
--------------------	--

*[In the heading and this section, plans should substitute the name used for this file if different from “membership record.”]*

Your membership record has information from your enrollment form, including your address and telephone number. It shows your specific plan coverage *[insert as appropriate: including your Primary Care Provider/Medical Group/IPA]*.

The doctors, hospitals, pharmacists, and other providers in the plan’s network need to have correct information about you. **These network providers use your membership record to know what services and drugs are covered and the cost-sharing amounts for you.** Because of this, it is very important that you help us keep your information up to date.

### **Let us know about these changes:**

- Changes to your name, your address, or your phone number
- Changes in any other health insurance coverage you have (such as from your employer, your spouse’s employer, workers’ compensation, or Medicaid)
- If you have any liability claims, such as claims from an automobile accident
- If you have been admitted to a nursing home
- If you receive care in an out-of-area or out-of-network hospital or emergency room
- If your designated responsible party (such as a caregiver) changes
- If you are participating in a clinical research study

If any of this information changes, please let us know by calling Member Services (phone numbers are printed on the back cover of this booklet). *[Plans that allow members to update this information on-line may describe that option here.]*

It is also important to contact Social Security if you move or change your mailing address. You can find phone numbers and contact information for Social Security in Chapter 2, Section 5.

*[Plans may instruct members to also call their county’s income maintenance agency directly to report changes to the State program. If this instruction is included, insert contact information for the appropriate agency.]*

**Chapter 1. Getting started as a member**

---

**Read over the information we send you about any other insurance coverage you have**

*[Plans collecting information by phone revise heading and section as needed to reflect process.]*

Medicare requires that we collect information from you about any other medical or drug insurance coverage that you have. That's because we must coordinate any other coverage you have with your benefits under our plan. (For more information about how our coverage works when you have other insurance, see Section 7 in this chapter.)

Once each year, we will send you a letter that lists any other medical or drug insurance coverage that we know about. Please read over this information carefully. If it is correct, you don't need to do anything. If the information is incorrect, or if you have other coverage that is not listed, please call Member Services (phone numbers are printed on the back cover of this booklet).

---

## **SECTION 6      We protect the privacy of your personal health information**

---

<b>Section 6.1      We make sure that your health information is protected</b>
--

Federal and state laws protect the privacy of your medical records and personal health information. We protect your personal health information as required by these laws.

For more information about how we protect your personal health information, please go to Chapter 8, Section 1.4 of this booklet.

---

## **SECTION 7      How other insurance works with our plan**

---

<b>Section 7.1      Which plan pays first when you have other insurance?</b>
--

When you have other insurance (like employer group health coverage), there are rules set by Medicare that decide whether our plan or your other insurance pays first. The insurance that pays first is called the "primary payer" and pays up to the limits of its coverage. The one that pays second, called the "secondary payer," only pays if there are costs left uncovered by the primary coverage. The secondary payer may not pay all of the uncovered costs.

These rules apply for employer or union group health plan coverage:

- If you have retiree coverage, Medicare pays first.
- If your group health plan coverage is based on your or a family member's current employment, who pays first depends on your age, the number of people employed by your employer, and whether you have Medicare based on age, disability, or End-Stage Renal Disease (ESRD):



**Chapter 1. Getting started as a member**

---

- If you're under 65 and disabled and you or your family member is still working, your group health plan pays first if the employer has 100 or more employees or at least one employer in a multiple employer plan that has more than 100 employees.
- If you're over 65 and you or your spouse is still working, your group health plan pays first if the employer has 20 or more employees or at least one employer in a multiple employer plan that has more than 20 employees.
- If you have Medicare because of ESRD, your group health plan will pay first for the first 30 months after you become eligible for Medicare.

These types of coverage usually pay first for services related to each type:

- No-fault insurance (including automobile insurance)
- Liability (including automobile insurance)
- Black lung benefits
- Workers' compensation

Medicaid and TRICARE never pay first for Medicare-covered services. They only pay after Medicare and/or employer group health plans have paid.

If you have other insurance, tell your doctor, hospital, and pharmacy. If you have questions about who pays first, or you need to update your other insurance information, call Member Services (phone numbers are printed on the back cover of this booklet). You may need to give your plan member ID number to your other insurers (once you have confirmed their identity) so your bills are paid correctly and on time.

# CHAPTER 2

*Important phone numbers  
and resources*

## **Chapter 2. Important phone numbers and resources**

*[Plans may add a section with contact information for county-level resource centers, such as County Aging and Disability Resource Centers or Area Agencies on Aging.]*

<b>SECTION 1</b>	<b><i>[Insert 2018 plan name]</i> contacts</b> (how to contact us, including how to reach Member Services at the plan) .....	<b>24</b>
<b>SECTION 2</b>	<b>Medicare</b> (how to get help and information directly from the Federal Medicare program) .....	<b>32</b>
<b>SECTION 3</b>	<b>State Health Insurance Assistance Program</b> (free help, information, and answers to your questions about Medicare) .....	<b>33</b>
<b>SECTION 4</b>	<b>Quality Improvement Organization</b> (paid by Medicare to check on the quality of care for people with Medicare) .....	<b>34</b>
<b>SECTION 5</b>	<b>Social Security</b> .....	<b>35</b>
<b>SECTION 6</b>	<b>Medicaid</b> (a joint Federal and state program that helps with medical costs for some people with limited income and resources) .....	<b>36</b>
<b>SECTION 7</b>	<b>Information about programs to help people pay for their prescription drugs</b> .....	<b>39</b>
<b>SECTION 8</b>	<b>How to contact the Railroad Retirement Board</b> .....	<b>42</b>
<b>SECTION 9</b>	<b>Do you have “group insurance” or other health insurance from an employer?</b> .....	<b>43</b>
<b>SECTION 10</b>	<b>You can get assistance from <i>[insert name]</i></b> .....	<b>43</b>

---

## **SECTION 1**      *[Insert 2018 plan name]* **contacts** (how to contact us, including how to reach Member Services at the plan)

---

### **How to contact our plan's Member Services**

For assistance with claims, billing, or member card questions, please call or write to *[insert 2018 plan name]* Member Services. We will be happy to help you.

<b>Method</b>	<b>Member Services – Contact Information</b>
<b>CALL</b>	<i>[Insert phone number(s)]</i> Calls to this number are free. <i>[Insert days and hours of operation, including information on the use of alternative technologies.]</i> Member Services also has free language interpreter services available for non-English speakers.
<b>TTY</b>	<i>[Insert number]</i> <i>[Insert if plan uses a direct TTY number: This number requires special telephone equipment and is only for people who have difficulties with hearing or speaking.]</i> Calls to this number are <i>[insert if applicable: not]</i> free. <i>[Insert days and hours of operation.]</i>
<b>FAX</b>	<i>[Optional: insert fax number]</i>
<b>WRITE</b>	<i>[Insert address]</i> <i>[Note: plans may add email addresses here.]</i>
<b>WEBSITE</b>	<i>[Insert URL]</i>

*[Note: If your plan uses the same contact information for the Part C and Part D issues indicated below, you may combine the appropriate sections and revise the section titles and paragraphs as needed.]*

## **How to contact us when you are asking for a coverage decision about your medical care**

A coverage decision is a decision we make about your benefits and coverage or about the amount we will pay for your medical services. For more information on asking for coverage decisions about your medical care, see Chapter 9 (*What to do if you have a problem or complaint (coverage decisions, appeals, complaints)*).

You may call us if you have questions about our coverage decision process.

<b>Method</b>	<b>Coverage Decisions for Medical Care – Contact Information</b>
<b>CALL</b>	<i>[Insert phone number]</i> Calls to this number are <i>[insert if applicable: not]</i> free. <i>[Insert days and hours of operation]</i> <i>[Note: You may also include reference to 24-hour lines here.]</i> <i>[Note: If you have a different number for accepting expedited organization determinations, also include that number here.]</i>
<b>TTY</b>	<i>[Insert number]</i> <i>[Insert if plan uses a direct TTY number: This number requires special telephone equipment and is only for people who have difficulties with hearing or speaking.]</i> Calls to this number are <i>[insert if applicable: not]</i> free. <i>[Insert days and hours of operation]</i> <i>[Note: If you have a different TTY number for accepting expedited organization determinations, also include that number here.]</i>
<b>FAX</b>	<i>[Optional: insert fax number]</i> <i>[Note: If you have a different fax number for accepting expedited organization determinations, also include that number here.]</i>
<b>WRITE</b>	<i>[Insert address]</i> <i>[Note: If you have a different address for accepting expedited organization determinations, also include that address here.]</i>
<b>WEBSITE</b>	<i>[Optional: Insert URL]</i>

## How to contact us when you are making an appeal about your medical care

An appeal is a formal way of asking us to review and change a coverage decision we have made. For more information on making an appeal about your medical care, see Chapter 9 (*What to do if you have a problem or complaint (coverage decisions, appeals, complaints)*).

Method	Appeals for Medical Care – Contact Information
<b>CALL</b>	<i>[Insert phone number]</i> Calls to this number are <i>[insert if applicable: not]</i> free. <i>[Insert days and hours of operation]</i> <i>[Note: You may also include reference to 24-hour lines here.]</i> <i>[Note: If you have a different number for accepting expedited appeals, also include that number here.]</i>
<b>TTY</b>	<i>[Insert number]</i> <i>[Insert if plan uses a direct TTY number: This number requires special telephone equipment and is only for people who have difficulties with hearing or speaking.]</i> Calls to this number are <i>[insert if applicable: not]</i> free. <i>[Insert days and hours of operation]</i> <i>[Note: If you have a different TTY number for accepting expedited appeals, also include that number here.]</i>
<b>FAX</b>	<i>[Optional: insert fax number]</i> <i>[Note: If you have a different fax number for accepting expedited appeals, also include that number here.]</i>
<b>WRITE</b>	<i>[Insert address]</i> <i>[Note: If you have a different address for accepting expedited appeals, also include that address here.]</i>
<b>WEBSITE</b>	<i>[Optional: Insert URL]</i>

## How to contact us when you are making a complaint about your medical care

You can make a complaint about us or one of our network providers, including a complaint about the quality of your care. This type of complaint does not involve coverage or payment disputes. (If your problem is about the plan's coverage or payment, you should look at the section above about making an appeal.) For more information on making a complaint about your medical care, see Chapter 9 (*What to do if you have a problem or complaint (coverage decisions, appeals, complaints)*).

Method	Complaints about Medical Care – Contact Information
<b>CALL</b>	<i>[Insert phone number]</i> Calls to this number are <i>[insert if applicable: not]</i> free. <i>[Insert days and hours of operation]</i> <i>[Note: You may also include reference to 24-hour lines here.]</i> <i>[Note: If you have a different number for accepting expedited grievances, also include that number here.]</i>
<b>TTY</b>	<i>[Insert number]</i> <i>[Insert if plan uses a direct TTY number: This number requires special telephone equipment and is only for people who have difficulties with hearing or speaking.]</i> Calls to this number are <i>[insert if applicable: not]</i> free. <i>[Insert days and hours of operation]</i> <i>[Note: If you have a different TTY number for accepting expedited grievances, also include that number here.]</i>
<b>FAX</b>	<i>[Optional: insert fax number]</i> <i>[Note: If you have a different fax number for accepting expedited grievances, also include that number here.]</i>
<b>WRITE</b>	<i>[Insert address]</i> <i>[Note: If you have a different address for accepting expedited grievances, also include that address here.]</i>
<b>MEDICARE WEBSITE</b>	You can submit a complaint about <i>[insert 2018 plan name]</i> directly to Medicare. To submit an online complaint to Medicare go to <a href="https://www.medicare.gov/MedicareComplaintForm/home.aspx">https://www.medicare.gov/MedicareComplaintForm/home.aspx</a> .

## **How to contact us when you are asking for a coverage decision about your Part D prescription drugs**

A coverage decision is a decision we make about your benefits and coverage or about the amount we will pay for your prescription drugs covered under the Part D benefit included in your plan. For more information on asking for coverage decisions about your Part D prescription drugs, see Chapter 9 (*What to do if you have a problem or complaint (coverage decisions, appeals, complaints)*).

<b>Method</b>	<b>Coverage Decisions for Part D Prescription Drugs – Contact Information</b>
<b>CALL</b>	<i>[Insert phone number]</i> Calls to this number are <i>[insert if applicable: not]</i> free. <i>[Insert days and hours of operation]</i> <i>[Note: You may also include reference to 24-hour lines here.]</i> <i>[Note: If you have different numbers for accepting standard and expedited coverage determinations, include both numbers here.]</i>
<b>TTY</b>	<i>[Insert number]</i> <i>[Insert if plan uses a direct TTY number: This number requires special telephone equipment and is only for people who have difficulties with hearing or speaking.]</i> Calls to this number are <i>[insert if applicable: not]</i> free. <i>[Insert days and hours of operation]</i> <i>[Note: If you have different TTY numbers for accepting standard and expedited coverage determinations, include both numbers here.]</i>
<b>FAX</b>	<i>[Insert fax number]</i> <i>[Note: If you have different fax numbers for accepting standard and expedited coverage determinations, include both numbers here.]</i>
<b>WRITE</b>	<i>[Insert address]</i> <i>[Note: If you have different addresses for accepting standard and expedited coverage determinations, include both addresses here.]</i>
<b>WEBSITE</b>	<i>[Insert URL]</i>



## How to contact us when you are making an appeal about your Part D prescription drugs

An appeal is a formal way of asking us to review and change a coverage decision we have made. For more information on making an appeal about your Part D prescription drugs, see Chapter 9 (*What to do if you have a problem or complaint (coverage decisions, appeals, complaints)*).

Method	Appeals for Part D Prescription Drugs – Contact Information
<b>CALL</b>	<i>[Insert phone number]</i> Calls to this number are <i>[insert if applicable: not]</i> free. <i>[Insert days and hours of operation]</i> <i>[Note: You may also include reference to 24-hour lines here.]</i> <i>[Note: You are required to accept expedited appeal requests by phone, and may choose to accept standard appeal requests by phone. If you choose to accept standard appeal requests by phone and you have different numbers for accepting standard and expedited appeals, include both numbers here.]</i>
<b>TTY</b>	<i>[Insert number]</i> <i>[Insert if plan uses a direct TTY number: This number requires special telephone equipment and is only for people who have difficulties with hearing or speaking.]</i> Calls to this number are <i>[insert if applicable: not]</i> free. <i>[Insert days and hours of operation]</i> <i>[Note: You are required to accept expedited appeal requests by phone, and may choose to accept standard appeal requests by phone. If you choose to accept standard appeal requests by phone and you have different TTY numbers for accepting standard and expedited appeals, include both numbers here.]</i>
<b>FAX</b>	<i>[Insert fax number]</i> <i>[Note: If you have different fax numbers for accepting standard and expedited appeals, include both numbers here.]</i>
<b>WRITE</b>	<i>[Insert address]</i> <i>[Note: If you have different addresses for accepting standard and expedited appeals, include both addresses here.]</i>
<b>WEBSITE</b>	<i>[Insert URL]</i>

## **How to contact us when you are making a complaint about your Part D prescription drugs**

You can make a complaint about us or one of our network pharmacies, including a complaint about the quality of your care. This type of complaint does not involve coverage or payment disputes. (If your problem is about the plan's coverage or payment, you should look at the section above about making an appeal.) For more information on making a complaint about your Part D prescription drugs, see Chapter 9 (*What to do if you have a problem or complaint (coverage decisions, appeals, complaints)*).

<b>Method</b>	<b>Complaints about Part D prescription drugs – Contact Information</b>
<b>CALL</b>	<i>[Insert phone number]</i> Calls to this number are <i>[insert if applicable: not]</i> free. <i>[Insert days and hours of operation]</i> <i>[Note: You may also include reference to 24-hour lines here.]</i> <i>[Note: If you have different numbers for accepting standard and expedited grievances, include both numbers here.]</i>
<b>TTY</b>	<i>[Insert number]</i> <i>[Insert if plan uses a direct TTY number: This number requires special telephone equipment and is only for people who have difficulties with hearing or speaking.]</i> Calls to this number are <i>[insert if applicable: not]</i> free. <i>[Insert days and hours of operation]</i> <i>[Note: If you have different TTY numbers for accepting standard and expedited grievances, include both numbers here.]</i>
<b>FAX</b>	<i>[Optional: insert fax number]</i> <i>[Note: If you have different fax numbers for accepting standard and expedited grievances, include both numbers here.]</i>
<b>WRITE</b>	<i>[Insert address]</i> <i>[Note: If you have different addresses for accepting standard and expedited grievances, include both addresses here.]</i>
<b>MEDICARE WEBSITE</b>	You can submit a complaint about <i>[insert 2018 plan name]</i> directly to Medicare. To submit an online complaint to Medicare go to <a href="https://www.medicare.gov/MedicareComplaintForm/home.aspx">https://www.medicare.gov/MedicareComplaintForm/home.aspx</a> .

## **Where to send a request asking us to pay for our share of the cost for medical care or a drug you have received**

*[Plans with an arrangement with the State may add language to reflect that the organization is not allowed to reimburse members for Medicaid covered benefits. Plans adding this language should include reference to the plan's Member Services phone number.]*

For more information on situations in which you may need to ask us for reimbursement or to pay a bill you have received from a provider, see Chapter 7 (*Asking us to pay [\[insert if plan has cost-sharing: our share of\]](#) a bill you have received for covered medical services or drugs*).

**Please note:** If you send us a payment request and we deny any part of your request, you can appeal our decision. See Chapter 9 (*What to do if you have a problem or complaint (coverage decisions, appeals, complaints)*) for more information.

*[Plans with different addresses and/or numbers for Part C and Part D claims may modify the table below or add a second table as needed.]*

<b>Method</b>	<b>Payment Request – Contact Information</b>
<b>CALL</b>	<i>[Optional: Insert phone number and days and hours of operation]</i> <i>[Note: You are required to accept payment requests in writing, and may choose to also accept payment requests by phone.]</i> Calls to this number are <i>[insert if applicable: not]</i> free.
<b>TTY</b>	<i>[Optional: Insert number]</i> <i>[Note: You are required to accept payment requests in writing, and may choose to also accept payment requests by phone.]</i> <i>[Insert if plan uses a direct TTY number: This number requires special telephone equipment and is only for people who have difficulties with hearing or speaking.]</i> Calls to this number are <i>[insert if applicable: not]</i> free. <i>[Insert days and hours of operation]</i>
<b>FAX</b>	<i>[Optional: Insert fax number]</i> <i>[Note: You are required to accept payment requests in writing, and may choose to also accept payment requests by fax.]</i>
<b>WRITE</b>	<i>[Insert address]</i>
<b>WEBSITE</b>	<i>[Insert URL]</i>

---

## **SECTION 2      Medicare** (how to get help and information directly from the Federal Medicare program)

---

Medicare is the Federal health insurance program for people 65 years of age or older, some people under age 65 with disabilities, and people with End-Stage Renal Disease (permanent kidney failure requiring dialysis or a kidney transplant).

The Federal agency in charge of Medicare is the Centers for Medicare & Medicaid Services (sometimes called “CMS”). This agency contracts with Medicare Advantage organizations including us.

<b>Method</b>	<b>Medicare – Contact Information</b>
<b>CALL</b>	1-800-MEDICARE, or 1-800-633-4227 Calls to this number are free. 24 hours a day, 7 days a week.
<b>TTY</b>	1-877-486-2048 This number requires special telephone equipment and is only for people who have difficulties with hearing or speaking. Calls to this number are free.
<b>WEBSITE</b>	<a href="https://www.medicare.gov">https://www.medicare.gov</a> This is the official government website for Medicare. It gives you up-to-date information about Medicare and current Medicare issues. It also has information about hospitals, nursing homes, physicians, home health agencies, and dialysis facilities. It includes booklets you can print directly from your computer. You can also find Medicare contacts in your state. The Medicare website also has detailed information about your Medicare eligibility and enrollment options with the following tools: <ul style="list-style-type: none"><li>• <b>Medicare Eligibility Tool:</b> Provides Medicare eligibility status information.</li><li>• <b>Medicare Plan Finder:</b> Provides personalized information about available Medicare prescription drug plans, Medicare health plans, and Medigap (Medicare Supplement Insurance) policies in your area. These tools provide an <i>estimate</i> of what your out-of-pocket costs might be in different Medicare plans.</li></ul>

Method	Medicare – Contact Information
<b>WEBSITE (continued)</b>	<p>You can also use the website to tell Medicare about any complaints you have about <i>[insert 2018 plan name]</i>:</p> <ul style="list-style-type: none"><li>• <b>Tell Medicare about your complaint:</b> You can submit a complaint about <i>[insert 2018 plan name]</i> directly to Medicare. To submit a complaint to Medicare, go to <a href="https://www.medicare.gov/MedicareComplaintForm/home.aspx">https://www.medicare.gov/MedicareComplaintForm/home.aspx</a>. Medicare takes your complaints seriously and will use this information to help improve the quality of the Medicare program.</li></ul> <p>If you don't have a computer, your local library or senior center may be able to help you visit this website using its computer. Or, you can call Medicare and tell them what information you are looking for. They will find the information on the website, print it out, and send it to you. (You can call Medicare at 1-800-MEDICARE (1-800-633-4227), 24 hours a day, 7 days a week. TTY users should call 1-877-486-2048.)</p>

---

## **SECTION 3      State Health Insurance Assistance Program** (free help, information, and answers to your questions about Medicare)

---

*[Organizations offering plans in multiple states: Revise the second and third paragraphs in this section to use the generic name (“State Health Insurance Assistance Program” or “SHIP”), and include a list of names, phone numbers, and addresses for all SHIPs in your service area.]*

The State Health Insurance Assistance Program (SHIP) is a government program with trained counselors in every state. *[Multiple-state plans inserting information in an exhibit, replace rest of this paragraph with a sentence referencing the exhibit where members will find SHIP information.] [Multiple-state plans inserting information in the EOC add: Here is a list of the State Health Insurance Assistance Programs in each state we serve.] [Multiple-state plans inserting information in the EOC use bullets for the following sentence, inserting separate bullets for each state.]* In *[insert state]*, the SHIP is called *[insert state-specific SHIP name]*.

*[Insert state-specific SHIP name]* is independent (not connected with any insurance company or health plan). It is a state program that gets money from the Federal government to give free local health insurance counseling to people with Medicare.

*[Insert state-specific SHIP name]* counselors can help you with your Medicare questions or problems. They can help you understand your Medicare rights, help you make complaints about your medical care or treatment, and help you straighten out problems with your Medicare bills. *[Insert state-specific SHIP name]* counselors can also help you understand your Medicare plan choices and answer questions about switching plans.

<b>Method</b>	<i>[Insert state-specific SHIP name]</i> <i>[If the SHIP's name does not include the name of the state, add: ([insert state name] SHIP)]</i> – <b>Contact Information</b>
<b>CALL</b>	<i>[Insert phone number(s) and days and hours of operation]</i>
<b>TTY</b>	<i>[Insert number, if available. Or delete this row.]</i> <i>[Insert if the SHIP uses a direct TTY number: This number requires special telephone equipment and is only for people who have difficulties with hearing or speaking.]</i>
<b>WRITE</b>	<i>[Insert address]</i>
<b>WEBSITE</b>	<i>[Insert URL]</i>

---

## **SECTION 4      Quality Improvement Organization** (paid by Medicare to check on the quality of care for people with Medicare)

---

*[Organizations offering plans in multiple states: Revise the second and third paragraphs of this section to use the generic name (“Quality Improvement Organization”) when necessary, and include a list of names, phone numbers, and addresses for all QIOs in your service area.]*

There is a designated Quality Improvement Organization for serving Medicare beneficiaries in each state. *[Multi-state plans inserting information in an exhibit, replace rest of this paragraph with a sentence referencing the exhibit where members will find QIO information.]* *[Multiple-state plans inserting information in the EOC add: Here is a list of the Quality Improvement Organizations in each state we serve.]* *[Multi-state plans inserting information in the EOC use bullets for the following sentence, inserting separate bullets for each state.]* For *[insert state]*, the Quality Improvement Organization is called *[insert state-specific QIO name]*.

*[Insert state-specific QIO name]* has a group of doctors and other health care professionals who are paid by the Federal government. This organization is paid by Medicare to check on and help improve the quality of care for people with Medicare. *[Insert state-specific QIO name]* is an independent organization. It is not connected with our plan.

You should contact *[insert state-specific QIO name]* in any of these situations:

- You have a complaint about the quality of care you have received.
- You think coverage for your hospital stay is ending too soon.
- You think coverage for your home health care, skilled nursing facility care, or Comprehensive Outpatient Rehabilitation Facility (CORF) services are ending too soon.

<b>Method</b>	<b><i>[Insert state-specific QIO name]</i> <i>[If the QIO's name does not include the name of the state, add: (<i>[insert state name]</i>'s Quality Improvement Organization)]</i> – Contact Information</b>
<b>CALL</b>	<i>[Insert phone number(s) and days and hours of operation]</i>
<b>TTY</b>	<i>[Insert number, if available. Or delete this row.]</i> <i>[Insert if the QIO uses a direct TTY number: This number requires special telephone equipment and is only for people who have difficulties with hearing or speaking.]</i>
<b>WRITE</b>	<i>[Insert address]</i>
<b>WEBSITE</b>	<i>[Insert URL]</i>

---

## **SECTION 5      Social Security**

---

Social Security is responsible for determining eligibility and handling enrollment for Medicare. U.S. citizens and lawful permanent residents who are 65 or older, or who have a disability or End-Stage Renal Disease and meet certain conditions, are eligible for Medicare. If you are already getting Social Security checks, enrollment into Medicare is automatic. If you are not getting Social Security checks, you have to enroll in Medicare. Social Security handles the enrollment process for Medicare. To apply for Medicare, you can call Social Security or visit your local Social Security office.

Social Security is also responsible for determining who has to pay an extra amount for their Part D drug coverage because they have a higher income. If you got a letter from Social Security telling you that you have to pay the extra amount and have questions about the amount or if your income went down because of a life-changing event, you can call Social Security to ask for reconsideration.

If you move or change your mailing address, it is important that you contact Social Security to let them know.

<b>Method</b>	<b>Social Security – Contact Information</b>
<b>CALL</b>	1-800-772-1213 Calls to this number are free. Available 7:00 am to 7:00 pm, Monday through Friday. You can use Social Security's automated telephone services to get recorded information and conduct some business 24 hours a day.

Method	Social Security – Contact Information
TTY	1-800-325-0778  This number requires special telephone equipment and is only for people who have difficulties with hearing or speaking. Calls to this number are free. Available 7:00 am to 7:00 pm, Monday through Friday.
WEBSITE	<a href="https://www.ssa.gov">https://www.ssa.gov</a>

---

## **SECTION 6      Medicaid** (a joint Federal and state program that helps with medical costs for some people with limited income and resources)

---

*[Organizations offering plans in multiple states: Revise this section to include a list of agency names, phone numbers, days and hours of operation, and addresses for all states in your service area.]*

*[Plans must adapt this generic discussion of Medicaid to reflect the name or features of the Medicaid program in the plan’s state or states.]*

*[Plans should modify this section to include additional language explaining that members are dually enrolled with both Medicare and Medicaid.]*

*[Plans may describe the Medicaid managed care program under which the organization contracts with the state Medicaid agency. Integrated SNPs may describe the Medicaid managed care program under which the organization contracts with the state Medicaid agency and should also describe their specific benefits.]*

*[If there are two different agencies handling eligibility and coverage/services, the plan should include both and clarify the role of each.]*

*[Plans must, as appropriate, include additional telephone numbers and days and hours of operation, for Medicaid program assistance, e.g., the telephone number for the state Ombudsman.]*

Medicaid is a joint Federal and state government program that helps with medical costs for certain people with limited incomes and resources.

In addition, there are programs offered through Medicaid that help people with Medicare pay their Medicare costs, such as their Medicare premiums. These “Medicare Savings Programs” help people with limited income and resources save money each year:



- **Qualified Medicare Beneficiary (QMB):** Helps pay Medicare Part A and Part B premiums, and other cost-sharing (like deductibles, coinsurance, and copayments). (Some people with QMB are also eligible for full Medicaid benefits (QMB+).)
- **Specified Low-Income Medicare Beneficiary (SLMB):** Helps pay Part B premiums. (Some people with SLMB are also eligible for full Medicaid benefits (SLMB+).)
- **Qualified Individual (QI):** Helps pay Part B premiums.
- **Qualified Disabled & Working Individuals (QDWI):** Helps pay Part A premiums.

If you have questions about the assistance you get from Medicaid, contact *[insert state-specific Medicaid agency]*. *[If applicable, plans may also inform members within this section that they can get information about Medicaid from county resource centers and indicate where members can find contact information for these centers.]*

<b>Method</b>	<i>[Insert state-specific Medicaid agency]</i> <i>[If the agency's name does not include the name of the state, add: ([insert state name]'s Medicaid program)]</i> – <b>Contact Information</b>
<b>CALL</b>	<i>[Insert phone number(s) and days and hours of operation]</i>
<b>TTY</b>	<i>[Insert number, if available. Or delete this row.]</i> <i>[Insert if the state Medicaid program uses a direct TTY number: This number requires special telephone equipment and is only for people who have difficulties with hearing or speaking.]</i>
<b>WRITE</b>	<i>[Insert address]</i>
<b>WEBSITE</b>	<i>[Insert URL]</i>

The *[insert state-specific name for ombudsman program]* helps people enrolled in Medicaid with service or billing problems. They can help you file a grievance or appeal with our plan.

<b>Method</b>	<b><i>[Insert state-specific ombudsman program name]</i> – Contact Information</b>
<b>CALL</b>	<i>[Insert phone number(s) and days and hours of operation]</i>
<b>TTY</b>	<i>[Insert number, if available. Or delete this row.]</i> <i>[Insert if the ombudsman program uses a direct TTY number: This number requires special telephone equipment and is only for people who have difficulties with hearing or speaking.]</i>
<b>WRITE</b>	<i>[Insert address]</i>
<b>WEBSITE</b>	<i>[Insert URL]</i>

The *[insert state-specific name for LTC ombudsman program]* helps people get information about nursing homes and resolve problems between nursing homes and residents or their families.

<b>Method</b>	<b><i>[Insert state-specific long-term care (LTC) ombudsmen program name]</i> – Contact Information</b>
<b>CALL</b>	<i>[Insert phone number(s) and days and hours of operation]</i>
<b>TTY</b>	<i>[Insert number, if available. Or delete this row.]</i> <i>[Insert if the LTC ombudsman program uses a direct TTY number: This number requires special telephone equipment and is only for people who have difficulties with hearing or speaking.]</i>
<b>WRITE</b>	<i>[Insert address]</i>
<b>WEBSITE</b>	<i>[Insert URL]</i>

---

## **SECTION 7      Information about programs to help people pay for their prescription drugs**

---

### **Medicare's "Extra Help" Program**

*[Plans CMS has approved to exclusively enroll QMBs, SLMBs, QIs, or dual eligible individuals with full Medicaid benefits insert this language: Because you are eligible for Medicaid, you qualify for and are getting "Extra Help" from Medicare to pay for your prescription drug plan costs. You do not need to do anything further to get this "Extra Help."*

If you have questions about "Extra Help," call:

- 1-800-MEDICARE (1-800-633-4227). TTY users should call 1-877-486-2048 (applications), 24 hours a day, 7 days a week;
- The Social Security Office at 1-800-772-1213, between 7 am to 7 pm, Monday through Friday. TTY users should call 1-800-325-0778; or
- Your State Medicaid Office (applications) (See Section 6 of this chapter for contact information).

If you believe that you are paying an incorrect cost-sharing amount when you get your prescription at a pharmacy, our plan has established a process that allows you to either request assistance in obtaining evidence of your proper copayment level, or, if you already have the evidence, to provide this evidence to us.

- *[Note: Insert plan's process for allowing beneficiaries to request assistance with obtaining best available evidence, and for providing this evidence.]*
- When we receive the evidence showing your copayment level, we will update our system so that you can pay the correct copayment when you get your next prescription at the pharmacy. If you overpay your copayment, we will reimburse you. Either we will forward a check to you in the amount of your overpayment or we will offset future copayments. If the pharmacy hasn't collected a copayment from you and is carrying your copayment as a debt owed by you, we may make the payment directly to the pharmacy. If a state paid on your behalf, we may make payment directly to the state. Please contact Member Services if you have questions (phone numbers are printed on the back cover of this booklet) ]

*[Other plans should use this language: Most of our members qualify for and are already getting "Extra Help" from Medicare to pay for their prescription drug plan costs.*

Medicare provides "Extra Help" to pay prescription drug costs for people who have limited income and resources. Resources include your savings and stocks, but not your home or car. Those who qualify get help paying for any Medicare drug plan's monthly premium, yearly deductible, and prescription copayments. This "Extra Help" also counts toward your out-of-pocket costs.

People with limited income and resources may qualify for “Extra Help.” Some people automatically qualify for “Extra Help” and don’t need to apply. Medicare mails a letter to people who automatically qualify for “Extra Help.”

If you have questions about “Extra Help,” call:

- 1-800-MEDICARE (1-800-633-4227). TTY users should call 1-877-486-2048, 24 hours a day, 7 days a week;
- The Social Security Office at 1-800-772-1213, between 7 am to 7 pm, Monday through Friday. TTY users should call 1-800-325-0778; or
- Your State Medicaid Office (See Section 6 of this chapter for contact information).

If you believe you have qualified for “Extra Help” and you believe that you are paying an incorrect cost-sharing amount when you get your prescription at a pharmacy, our plan has established a process that allows you to either request assistance in obtaining evidence of your proper copayment level, or, if you already have the evidence, to provide this evidence to us.

- *[Note: Insert plan’s process for allowing beneficiaries to request assistance with obtaining best available evidence, and for providing this evidence.]*
- When we receive the evidence showing your copayment level, we will update our system so that you can pay the correct copayment when you get your next prescription at the pharmacy. If you overpay your copayment, we will reimburse you. Either we will forward a check to you in the amount of your overpayment or we will offset future copayments. If the pharmacy hasn’t collected a copayment from you and is carrying your copayment as a debt owed by you, we may make the payment directly to the pharmacy. If a state paid on your behalf, we may make payment directly to the state. Please contact Member Services if you have questions (phone numbers are printed on the back cover of this booklet).]

### **What if you have coverage from a State Pharmaceutical Assistance Program (SPAP)?**

*[Plans without an SPAP in their state(s) or in states where the SPAP excludes enrollment of dual eligible individuals, should delete this section.]*

If you are enrolled in a State Pharmaceutical Assistance Program (SPAP), or any other program that provides coverage for Part D drugs (other than “Extra Help”), you still get the 50% discount on covered brand name drugs. Also, the plan pays 10% of the costs of brand drugs in the coverage gap. The 50% discount and the 10% paid by the plan are both applied to the price of the drug before any SPAP or other coverage.

### **What if you have coverage from an AIDS Drug Assistance Program (ADAP)?**

#### **What is the AIDS Drug Assistance Program (ADAP)?**

The AIDS Drug Assistance Program (ADAP) helps ADAP-eligible individuals living with HIV/AIDS have access to life-saving HIV medications. Medicare Part D prescription drugs that

are also covered by ADAP qualify for prescription cost-sharing assistance *[insert State-specific ADAP information]*. Note: To be eligible for the ADAP operating in your State, individuals must meet certain criteria, including proof of State residence and HIV status, low income as defined by the State, and uninsured/under-insured status.

If you are currently enrolled in an ADAP, it can continue to provide you with Medicare Part D prescription cost-sharing assistance for drugs on the ADAP formulary. In order to be sure you continue receiving this assistance, please notify your local ADAP enrollment worker of any changes in your Medicare Part D plan name or policy number. *[Insert State-specific ADAP contact information.]*

For information on eligibility criteria, covered drugs, or how to enroll in the program, please call *[insert State-specific ADAP contact information]*.

### **What if you get “Extra Help” from Medicare to help pay your prescription drug costs? Can you get the discounts?**

Most of our members get “Extra Help” from Medicare to pay for their prescription drug plan costs. If you get “Extra Help,” the Medicare Coverage Gap Discount Program does not apply to you. If you get “Extra Help,” you already have coverage for your prescription drug costs during the coverage gap.

### **What if you don’t get a discount, and you think you should have?**

If you think that you have reached the coverage gap and did not get a discount when you paid for your brand name drug, you should review your next *Part D Explanation of Benefits* (Part D EOB) notice. If the discount doesn’t appear on your *Part D Explanation of Benefits*, you should contact us to make sure that your prescription records are correct and up-to-date. If we don’t agree that you are owed a discount, you can appeal. You can get help filing an appeal from your State Health Insurance Assistance Program (SHIP) (telephone numbers are in Section 3 of this Chapter) or by calling 1-800-MEDICARE (1-800-633-4227), 24 hours a day, 7 days a week. TTY users should call 1-877-486-2048.

### **State Pharmaceutical Assistance Programs**

*[Plans without an SPAP in their state(s) or in states where the SPAP excludes enrollment of dual eligible individuals, should delete this section.]*

*[Organizations offering plans in multiple states: Revise this section to include a list of SPAP names, phone numbers, and addresses for all states in your service area.]*

*[Plans may, as appropriate, include additional telephone numbers for Medicaid program assistance, e.g., the telephone number for the state Ombudsman.]*

Many states have State Pharmaceutical Assistance Programs that help some people pay for prescription drugs based on financial need, age, medical condition, or disabilities. Each state has different rules to provide drug coverage to its members.

*[Multiple-state plans inserting information in an exhibit, replace rest of this paragraph with a sentence referencing the exhibit where members will find SPAP information.] [Multiple-state plans inserting information in the EOC add: Here is a list of the State Pharmaceutical Assistance Programs in each state we serve] [Multi-state plans inserting information in the EOC use bullets for the following sentence, inserting separate bullets for each state.] In *[insert state name]*, the State Pharmaceutical Assistance Program is *[insert state-specific SPAP name]*.*

<b>Method</b>	<i><b>[Insert state-specific SPAP name]</b></i> <i>[If the SPAP's name does not include the name of the state, add: (<i>[insert state name]</i>)'s State Pharmaceutical Assistance Program]</i> – <b>Contact Information</b>
<b>CALL</b>	<i>[Insert phone number(s) and days and hours of operation]</i>
<b>TTY</b>	<i>[Insert number, if available. Or delete this row.]</i> <i>[Insert if the SPAP uses a direct TTY number: This number requires special telephone equipment and is only for people who have difficulties with hearing or speaking.]</i>
<b>WRITE</b>	<i>[Insert address]</i>
<b>WEBSITE</b>	<i>[Insert URL]</i>

---

## **SECTION 8      How to contact the Railroad Retirement Board**

---

The Railroad Retirement Board is an independent Federal agency that administers comprehensive benefit programs for the nation's railroad workers and their families. If you have questions regarding your benefits from the Railroad Retirement Board, contact the agency.

If you receive your Medicare through the Railroad Retirement Board, it is important that you let them know if you move or change your mailing address.

Method	Railroad Retirement Board – Contact Information
<b>CALL</b>	1-877-772-5772 Calls to this number are free. Available 9:00 am to 3:30 pm, Monday through Friday If you have a touch-tone telephone, recorded information and automated services are available 24 hours a day, including weekends and holidays.
<b>TTY</b>	1-312-751-4701 This number requires special telephone equipment and is only for people who have difficulties with hearing or speaking. Calls to this number are <i>not</i> free.
<b>WEBSITE</b>	<a href="https://secure.rrb.gov/">https://secure.rrb.gov/</a>

---

## **SECTION 9      Do you have “group insurance” or other health insurance from an employer?**

---

*[Plans may, as appropriate, delete this section since beneficiaries covered under employer groups are not eligible to participate in dual eligible SNPs in some states.]*

If you (or your spouse) get benefits from your (or your spouse’s) employer or retiree group as part of this plan, you may call the employer/union benefits administrator or Member Services if you have any questions. You can ask about your (or your spouse’s) employer or retiree health benefits, premiums, or the enrollment period. (Phone numbers for Member Services are printed on the back cover of this booklet.) You may also call 1-800-MEDICARE (1-800-633-4227; TTY: 1-877-486-2048) with questions related to your Medicare coverage under this plan.

If you have other prescription drug coverage through your (or your spouse’s) employer or retiree group, please contact **that group’s benefits administrator**. The benefits administrator can help you determine how your current prescription drug coverage will work with our plan.

---

## **SECTION 10      You can get assistance from *[insert name]***

---

*[Plans may insert this section to provide additional information resources, such as county resource centers or Area Agencies on Aging, editing the section title as necessary.]*

# CHAPTER 3

*Using the plan's coverage for your  
medical [insert if applicable: and  
other covered] services*



**Chapter 3. Using the plan's coverage for your medical *[insert if applicable: and other covered]* services**

---

**Chapter 3. Using the plan's coverage for your medical *[insert if applicable: and other covered]* services**

<b>SECTION 1</b>	<b>Things to know about getting your medical care <i>[insert if applicable: and other services]</i> covered as a member of our plan</b> .....	<b>47</b>
Section 1.1	What are “network providers” and “covered services”? .....	47
Section 1.2	Basic rules for getting your medical care <i>[insert if applicable: and other services]</i> covered by the plan .....	47
<b>SECTION 2</b>	<b>Use providers in the plan's network to get your medical care <i>[insert if applicable: and other services]</i></b> .....	<b>49</b>
Section 2.1	You <i>[insert as applicable: may OR must]</i> choose a Primary Care Provider (PCP) to provide and oversee your care .....	49
Section 2.2	What kinds of medical care <i>[insert if applicable: and other services]</i> can you get without getting approval in advance from your PCP? .....	50
Section 2.3	How to get care from specialists and other network providers .....	50
Section 2.4	How to get care from out-of-network providers .....	51
<b>SECTION 3</b>	<b>How to get covered services when you have an emergency or urgent need for care or during a disaster</b> .....	<b>52</b>
Section 3.1	Getting care if you have a medical emergency .....	52
Section 3.2	Getting care when you have an urgent need for services .....	53
Section 3.3	Getting care during a disaster .....	54
<b>SECTION 4</b>	<b>What if you are billed directly for the full cost of your covered services?</b> .....	<b>54</b>
Section 4.1	You can ask us to pay <i>[plans with cost-sharing insert: our share of the cost]</i> for covered services .....	54
Section 4.2	What should you do if services are not covered by our plan? .....	55
<b>SECTION 5</b>	<b>How are your medical services covered when you are in a “clinical research study”? .....</b>	<b>55</b>
Section 5.1	What is a “clinical research study”? .....	55
Section 5.2	When you participate in a clinical research study, who pays for what? .....	56
<b>SECTION 6</b>	<b>Rules for getting care covered in a “religious non-medical health care institution” .....</b>	<b>58</b>
Section 6.1	What is a religious non-medical health care institution? .....	58
Section 6.2	What care from a religious non-medical health care institution is covered by our plan? .....	58

**Chapter 3. Using the plan's coverage for your medical [insert if applicable: and other covered] services**

---

<b>SECTION 7</b>	<b>Rules for ownership of durable medical equipment .....</b>	<b>59</b>
Section 7.1	Will you own the durable medical equipment after making a certain number of payments under our plan? .....	59

**Chapter 3. Using the plan's coverage for your medical *[insert if applicable: and other covered]* services**

---

**SECTION 1      Things to know about getting your medical care *[insert if applicable: and other services]* covered as a member of our plan**

---

This chapter explains what you need to know about using the plan to get your medical care *[insert if applicable: and other services]* covered. It gives definitions of terms and explains the rules you will need to follow to get the medical treatments, services, and other medical care that are covered by the plan.

For the details on what medical care *[insert as applicable: is OR and other services are]* covered by our plan *[insert if plan has cost-sharing: and how much you pay when you get this care]*, use the benefits chart in the next chapter, Chapter 4 (*Benefits Chart, what is covered [insert if plan has cost-sharing: and what you pay]*).

<b>Section 1.1      What are “network providers” and “covered services”?</b>
--

Here are some definitions that can help you understand how you get the care and services that are covered for you as a member of our plan:

- **“Providers”** are doctors and other health care professionals licensed by the state to provide medical services and care. The term “providers” also includes hospitals and other health care facilities.
- **“Network providers”** are the doctors and other health care professionals, medical groups, hospitals, and other health care facilities that have an agreement with us to accept our payment *[insert if plan has cost-sharing: and your cost-sharing amount]* as payment in full. We have arranged for these providers to deliver covered services to members in our plan. The providers in our network bill us directly for care they give you. When you see a network provider, you *[insert applicable: pay nothing or pay only your share of the cost or pay nothing or only your share of the cost]* for covered services.
- **“Covered services”** include all the medical care, health care services, supplies, and equipment that are covered by our plan. Your covered services for medical care are listed in the benefits chart in Chapter 4.

<b>Section 1.2      Basic rules for getting your medical care <i>[insert if applicable: and other services]</i> covered by the plan</b>
---

As a Medicare *[insert if applicable: and Medicaid]* health plan, *[insert 2018 plan name]* must cover all services covered by Original Medicare *[insert if applicable: and other services]* *[fully integrated plans delete the rest of this sentence]* and must follow Original Medicare's coverage rules for these services.

**Chapter 3. Using the plan's coverage for your medical *[insert if applicable: and other covered]* services**

---

*[Insert 2018 plan name]* will generally cover your medical care as long as:

- **The care you receive is included in the plan's Benefits Chart** (this chart is in Chapter 4 of this booklet).
- **The care you receive is considered medically necessary.** "Medically necessary" means that the services, supplies, or drugs are needed for the prevention, diagnosis, or treatment of your medical condition and meet accepted standards of medical practice.
- *[Plans may omit or edit the PCP-related bullets as necessary.]* **You have a network primary care provider (a PCP) who is providing and overseeing your care.** As a member of our plan, you must choose a network PCP (for more information about this, see Section 2.1 in this chapter).
  - In most situations, *[insert as applicable: your network PCP OR our plan]* must give you approval in advance before you can use other providers in the plan's network, such as specialists, hospitals, skilled nursing facilities, or home health care agencies. This is called giving you a "referral." For more information about this, see Section 2.3 of this chapter.
  - Referrals from your PCP are not required for emergency care or urgently needed services. There are also some other kinds of care you can get without having approval in advance from your PCP (for more information about this, see Section 2.2 of this chapter).
- *[Plans with a POS option may edit the network provider bullets as necessary.]* **You must receive your care from a network provider** (for more information about this, see Section 2 in this chapter). In most cases, care you receive from an out-of-network provider (a provider who is not part of our plan's network) will not be covered. *Here are three exceptions:*
  - The plan covers emergency care or urgently needed services that you get from an out-of-network provider. For more information about this, and to see what emergency or urgently needed services means, see Section 3 in this chapter.
  - If you need medical care that Medicare *[insert if applicable: or Medicaid]* requires our plan to cover and the providers in our network cannot provide this care, you can get this care from an out-of-network provider. *[Plans may specify if authorization should be obtained from the plan prior to seeking care.]* In this situation, we will cover these services *[insert as applicable: as if you got the care from a network provider or at no cost to you]*. For information about getting approval to see an out-of-network doctor, see Section 2.4 in this chapter.
  - The plan covers kidney dialysis services that you get at a Medicare-certified dialysis facility when you are temporarily outside the plan's service area.

## Chapter 3. Using the plan's coverage for your medical *[insert if applicable: and other covered]* services

### SECTION 2 Use providers in the plan's network to get your medical care *[insert if applicable: and other services]*

Section 2.1	You <i>[insert as applicable: may OR must]</i> choose a Primary Care Provider (PCP) to provide and oversee your care
-------------	--

*[Note: Insert this section only if plan uses PCPs. Plans may edit this section to refer to a Physician of Choice (POC) instead of PCP.]*

#### What is a “PCP” and what does the PCP do for you?

*[Plans should describe the following in the context of their plans:]*

- *What is a PCP?*
- *What types of providers may act as a PCP?*
- *Explain the role of a PCP in your plan.*
- *What is the role of the PCP in coordinating covered services?*
- *What is the role of the PCP in making decisions about or obtaining prior authorization, if applicable?]*

#### How do you choose your PCP?

*[Plans should describe how to choose a PCP.]*

#### Changing your PCP

You may change your PCP for any reason, at any time. Also, it's possible that your PCP might leave our plan's network of providers and you would have to find a new PCP. *[Explain if the member changes their PCP this may result in being limited to specific specialists or hospitals to which that PCP refers (i.e., sub-network, referral circles). Also noted in Section 2.3 below.]*

*[Plans should describe how to change a PCP and indicate when that change will take effect (e.g., on the first day of the month following the date of the request, immediately upon receipt of request, etc.).]*

*[Plans that are obligated under state Medicaid programs to have a transition benefit when a doctor leaves a plan, may discuss that benefit here.]*

**Chapter 3. Using the plan's coverage for your medical *[insert if applicable: and other covered]* services**

---

<b>Section 2.2</b>	<b>What kinds of medical care <i>[insert if applicable: and other services]</i> can you get without getting approval in advance from your PCP?</b>
--------------------	--

*[Note: Insert this section only if plans use PCPs or require referrals to network providers.]*

You can get the services listed below without getting approval in advance from your PCP.

- Routine women's health care, which includes breast exams, screening mammograms (x-rays of the breast), Pap tests, and pelvic exams *[insert if applicable: as long as you get them from a network provider]*.
- Flu shots *[insert if applicable: Hepatitis B vaccinations, and pneumonia vaccinations]* *[insert if appropriate: as long as you get them from a network provider]*.
- Emergency services from network providers or from out-of-network providers.
- Urgently needed services from network providers or from out-of-network providers when network providers are temporarily unavailable or inaccessible, e.g., when you are temporarily outside of the plan's service area.

Kidney dialysis services that you get at a Medicare-certified dialysis facility when you are temporarily outside the plan's service area. (If possible, please call Member Services before you leave the service area so we can help arrange for you to have maintenance dialysis while you are away. Phone numbers for Member Services are printed on the back cover of this booklet.)

*[Plans should add additional bullets as appropriate.]*

<b>Section 2.3</b>	<b>How to get care from specialists and other network providers</b>
--------------------	---

A specialist is a doctor who provides health care services for a specific disease or part of the body. There are many kinds of specialists. Here are a few examples:

- Oncologists care for patients with cancer.
- Cardiologists care for patients with heart conditions.
- Orthopedists care for patients with certain bone, joint, or muscle conditions.

*[Plans should describe how members access specialists and other network providers, including:*

- *What is the role (if any) of the PCP in referring members to specialists and other providers?*
- *Include an explanation of the process for obtaining Prior Authorization (PA), including who makes the PA decision (e.g., the plan, PCP, another entity) and who is responsible*

### Chapter 3. Using the plan's coverage for your medical *[insert if applicable: and other covered]* services

*for obtaining the prior authorization (e.g., PCP, member). Refer members to Chapter 4, Section 2.1 for information about which services require prior authorization.*

- *Explain if the selection of a PCP results in being limited to specific specialists or hospitals to which that PCP refers, i.e. sub-network, referral circles.]*

#### What if a specialist or another network provider leaves our plan?

We may make changes to the hospitals, doctors, and specialists (providers) that are part of your plan during the year. There are a number of reasons why your provider might leave your plan, but if your doctor or specialist does leave your plan you have certain rights and protections that are summarized below:

- Even though our network of providers may change during the year, Medicare requires that we furnish you with uninterrupted access to qualified doctors and specialists.
- We will make a good faith effort to provide you with at least 30 days' notice that your provider is leaving our plan so that you have time to select a new provider.
- We will assist you in selecting a new qualified provider to continue managing your health care needs.
- If you are undergoing medical treatment you have the right to request, and we will work with you to ensure, that the medically necessary treatment you are receiving is not interrupted.
- If you believe we have not furnished you with a qualified provider to replace your previous provider or that your care is not being appropriately managed, you have the right to file an appeal of our decision.
- If you find out your doctor or specialist is leaving your plan, please contact us so we can assist you in finding a new provider and managing your care.

*[Plans should provide contact information for assistance.]*

<h4>Section 2.4</h4>	<h4>How to get care from out-of-network providers</h4>
----------------------	--

*[Plans with a POS option: Describe POS option here. Tell members under what circumstances they may obtain services from out-of-network providers and what restrictions apply. General information (no specific dollar amounts) about cost-sharing applicable to the use of out-of-network providers in HMO/POS plans should be inserted here, with reference to the benefits chart where detailed information can be found.]*

*[Plans without a POS option: Tell members under what circumstances they may obtain services from out-of-network providers (e.g., when providers of specialized services are not available in network). Describe the process for obtaining authorization, including who is responsible for obtaining authorization.] [Note: members are entitled to receive services from out-of-network providers for emergency or out of area urgently needed services. In addition, plans must cover*

**Chapter 3. Using the plan's coverage for your medical *[insert if applicable: and other covered]* services**

---

*dialysis services for ESRD members who have traveled outside the plans service area and are not able to access contracted ESRD providers.]*

---

**SECTION 3      How to get covered services when you have an emergency or urgent need for care or during a disaster**

---

<b>Section 3.1      Getting care if you have a medical emergency</b>
--

**What is a “medical emergency” and what should you do if you have one?**

A “**medical emergency**” is when you, or any other prudent layperson with an average knowledge of health and medicine, believe that you have medical symptoms that require immediate medical attention to prevent loss of life, loss of a limb, or loss of function of a limb. The medical symptoms may be an illness, injury, severe pain, or a medical condition that is quickly getting worse.

If you have a medical emergency:

- **Get help as quickly as possible.** Call 911 for help or go to the nearest emergency room or hospital. Call for an ambulance if you need it. You do *not* need to get approval or a referral first from your PCP.
- *[Plans add if applicable: **As soon as possible, make sure that our plan has been told about your emergency.** We need to follow up on your emergency care. You or someone else should call to tell us about your emergency care, usually within 48 hours. *[Plans must provide either the phone number and days and hours of operation or explain where to find the number (e.g., on the back the plan membership card).]**]

**What is covered if you have a medical emergency?**

*[Plans that cover emergency medical care outside the United States or its territories through Medicaid may describe this coverage based on the State Medicaid program coverage area. Plans must also include language emphasizing that Medicare does not provide coverage for emergency medical care outside the United States and its territories.]*

You may get covered emergency medical care whenever you need it, anywhere in the United States or its territories *[plans may modify this sentence to identify whether this coverage is within the U.S. or world-wide emergency/urgent coverage]*. Our plan covers ambulance services in situations where getting to the emergency room in any other way could endanger your health. For more information, see the Benefits Chart in Chapter 4 of this booklet.



**Chapter 3. Using the plan's coverage for your medical *[insert if applicable: and other covered]* services**

---

*[Plans that offer a supplemental benefit covering world-wide emergency/urgent coverage or ambulance services outside of the U.S. and its territories, mention the benefit here and then refer members to Chapter 4 for more information.]*

If you have an emergency, we will talk with the doctors who are giving you emergency care to help manage and follow up on your care. The doctors who are giving you emergency care will decide when your condition is stable and the medical emergency is over.

*[Plans may modify this paragraph as needed to address the post-stabilization care for your plan.]* After the emergency is over you are entitled to follow-up care to be sure your condition continues to be stable. Your follow-up care will be covered by our plan. If your emergency care is provided by out-of-network providers, we will try to arrange for network providers to take over your care as soon as your medical condition and the circumstances allow.

**What if it wasn't a medical emergency?**

Sometimes it can be hard to know if you have a medical emergency. For example, you might go in for emergency care – thinking that your health is in serious danger – and the doctor may say that it wasn't a medical emergency after all. If it turns out that it was not an emergency, as long as you reasonably thought your health was in serious danger, we will cover your care.

However, after the doctor has said that it was *not* an emergency, we will cover additional care *only* if you get the additional care in one of these two ways:

- You go to a network provider to get the additional care.
- – *or* – The additional care you get is considered “urgently needed services” and you follow the rules for getting this urgent care (for more information about this, see Section 3.2 below).

<b>Section 3.2</b>	<b>Getting care when you have an urgent need for services</b>
--------------------	---

**What are “urgently needed services”?**

“Urgently needed services” are non-emergency, unforeseen medical illness, injury, or condition that requires immediate medical care. Urgently needed services may be furnished by network providers or by out-of-network providers when network providers are temporarily unavailable or inaccessible. The unforeseen condition could, for example, be an unforeseen flare-up of a known condition that you have.

**What if you are in the plan's service area when you have an urgent need for care?**

You should always try to obtain urgently needed services from network providers. However, if providers are temporarily unavailable or inaccessible and it is not reasonable to wait to obtain

**Chapter 3. Using the plan's coverage for your medical *[insert if applicable: and other covered]* services**

---

care from your network provider when the network becomes available, we will cover urgently needed services that you get from an out-of-network provider.

*[Plans must insert instructions for how to access urgently needed services (e.g., using urgent care centers, a provider hotline, etc.)]*

**What if you are outside the plan's service area when you have an urgent need for care?**

When you are outside the service area and cannot get care from a network provider, our plan will cover urgently needed services that you get from any provider.

*[Plans that cover urgently needed services outside the United States or its territories through Medicaid may describe this coverage based on the State Medicaid program coverage area. Plans must also include language emphasizing that Medicare does not provide coverage for emergency medical care outside the United States and its territories.]* Our plan does not cover urgently needed services or any other *[insert if plan covers emergency care outside of the United States: non-emergency]* care if you receive the care outside of the United States. *[Plans with world-wide emergency/urgent coverage as a supplemental benefit: modify this section.]*

<b>Section 3.3</b>	<b>Getting care during a disaster</b>
--------------------	---------------------------------------

If the Governor of your state, the U.S. Secretary of Health and Human Services, or the President of the United States declares a state of disaster or emergency in your geographic area, you are still entitled to care from your plan.

Please visit the following website: *[insert website]* for information on how to obtain needed care during a disaster.

Generally, if you cannot use a network provider during a disaster, your plan will allow you to obtain care from out-of-network providers at in-network cost-sharing. If you cannot use a network pharmacy during a disaster, you may be able to fill your prescription drugs at an out-of-network pharmacy. Please see Chapter 5, Section 2.5 for more information.

---

**SECTION 4      What if you are billed directly for the full cost of your covered services?**

---

<b>Section 4.1</b>	<b>You can ask us to pay <i>[plans with cost-sharing insert: our share of the cost]</i> for covered services</b>
--------------------	--

*[Plans with an arrangement with the State may add language to reflect that the organization is not allowed to reimburse members for Medicaid covered benefits.]*

**Chapter 3. Using the plan's coverage for your medical *[insert if applicable: and other covered]* services**

---

*[Insert as applicable: If you have paid for your covered services OR If you have paid more than your share for covered services], or if you have received a bill for *[plans with cost-sharing insert: the full cost of]* covered medical services, go to Chapter 7 (Asking us to pay *[plans with cost-sharing insert: our share of]* a bill you have received for covered medical services or drugs) for information about what to do.*

**Section 4.2 What should you do if services are not covered by our plan?**

*[Plans with an arrangement with the State may add language to reflect that the organization is not allowed to reimburse members for Medicaid covered benefits.]*

*[Non-FIDE plans should revise this section as necessary to instruct members that before paying for the cost of the service, members should check if the service is covered by Medicaid.]*

*[Insert 2018 plan name]* covers all medical services that are medically necessary, are listed in the plan's Benefits Chart (this chart is in Chapter 4 of this booklet), and are obtained consistent with plan rules. You are responsible for paying the full cost of services that aren't covered by our plan, either because they are not plan covered services, or they were obtained out-of-network and were not authorized.

If you have any questions about whether we will pay for any medical service or care that you are considering, you have the right to ask us whether we will cover it before you get it. You also have the right to ask for this in writing. If we say we will not cover your services, you have the right to appeal our decision not to cover your care.

Chapter 9 (*What to do if you have a problem or complaint (coverage decisions, appeals, complaints)*) has more information about what to do if you want a coverage decision from us or want to appeal a decision we have already made. You may also call Member Services to get more information (phone numbers are printed on the back cover of this booklet).

For covered services that have a benefit limitation, you pay the full cost of any services you get after you have used up your benefit for that type of covered service. *[Plans should explain whether paying for costs once a benefit limit has been reached will count toward an out-of-pocket maximum.]* You can call Member Services when you want to know how much of your benefit limit you have already used.

---

**SECTION 5 How are your medical services covered when you are in a "clinical research study"?**

---

**Section 5.1 What is a "clinical research study"?**

*[If applicable, plans should revise this section as needed to describe Medicaid's role in providing coverage and payment for clinical research studies.]*

**Chapter 3. Using the plan's coverage for your medical *[insert if applicable: and other covered]* services**

---

A clinical research study (also called a “clinical trial”) is a way that doctors and scientists test new types of medical care, like how well a new cancer drug works. They test new medical care procedures or drugs by asking for volunteers to help with the study. This kind of study is one of the final stages of a research process that helps doctors and scientists see if a new approach works and if it is safe.

Not all clinical research studies are open to members of our plan. Medicare *[plans that conduct or cover clinical trials that are not approved by Medicare insert: or our plan]* first needs to approve the research study. If you participate in a study that Medicare *[plans that conduct or cover clinical trials that are not approved by Medicare insert: or our plan]* has *not* approved, you *will be responsible for paying all costs for your participation in the study.*

Once Medicare *[plans that conduct or cover clinical trials that are not approved by Medicare insert: or our plan]* approves the study, someone who works on the study will contact you to explain more about the study and see if you meet the requirements set by the scientists who are running the study. You can participate in the study as long as you meet the requirements for the study *and* you have a full understanding and acceptance of what is involved if you participate in the study.

If you participate in a Medicare-approved study, Original Medicare pays most of the costs for the covered services you receive as part of the study. When you are in a clinical research study, you may stay enrolled in our plan and continue to get the rest of your care (the care that is not related to the study) through our plan.

If you want to participate in a Medicare-approved clinical research study, you do *not* need to get approval from us *[plans that do not use PCPs may delete the rest of this sentence]* or your PCP. The providers that deliver your care as part of the clinical research study do *not* need to be part of our plan's network of providers.

Although you do not need to get our plan's permission to be in a clinical research study, **you do need to tell us before you start participating in a clinical research study.**

If you plan on participating in a clinical research study, contact Member Services (phone numbers are printed on the back cover of this booklet) to let them know that you will be participating in a clinical trial and to find out more specific details about what your plan will pay.

<b>Section 5.2</b>	<b>When you participate in a clinical research study, who pays for what?</b>
--------------------	--

*[If applicable, plans should revise this section as needed to describe Medicaid's role in providing coverage and payment for clinical research studies.]*

Once you join a Medicare-approved clinical research study, you are covered for routine items and services you receive as part of the study, including:

### Chapter 3. Using the plan's coverage for your medical *[insert if applicable: and other covered]* services

---

- Room and board for a hospital stay that Medicare would pay for even if you weren't in a study.
- An operation or other medical procedure if it is part of the research study.
- Treatment of side effects and complications of the new care.

Original Medicare pays most of the cost of the covered services you receive as part of the study. *[Zero cost share plans, replace the rest of this paragraph and the example below with: After Medicare has paid its share of the cost for these services, our plan will pay the rest. Like for all covered services, you will pay nothing for the covered services you get in the clinical research study.]* After Medicare has paid its share of the cost for these services, our plan will also pay for part of the costs. We will pay the difference between the cost-sharing in Original Medicare and your cost-sharing as a member of our plan. This means you will pay the same amount for the services you receive as part of the study as you would if you received these services from our plan.

*Here's an example of how the cost-sharing works:* Let's say that you have a lab test that costs \$100 as part of the research study. Let's also say that your share of the costs for this test is \$20 under Original Medicare, but the test would be \$10 under our plan's benefits. In this case, Original Medicare would pay \$80 for the test and we would pay another \$10. This means that you would pay \$10, which is the same amount you would pay under our plan's benefits.

In order for us to pay for our share of the costs, you will need to submit a request for payment. With your request, you will need to send us a copy of your Medicare Summary Notices or other documentation that shows what services you received as part of the study *[plans with cost-sharing insert: and how much you owe]*. Please see Chapter 7 for more information about submitting requests for payment.

When you are part of a clinical research study, **neither Medicare nor our plan will pay for any of the following:**

- Generally, Medicare will *not* pay for the new item or service that the study is testing unless Medicare would cover the item or service even if you were *not* in a study.
- Items and services the study gives you or any participant for free.
- Items or services provided only to collect data, and not used in your direct health care. For example, Medicare would not pay for monthly CT scans done as part of the study if your medical condition would normally require only one CT scan.

#### Do you want to know more?

You can get more information about joining a clinical research study by reading the publication "Medicare and Clinical Research Studies" on the Medicare website (<https://www.medicare.gov>).

**Chapter 3. Using the plan's coverage for your medical *[insert if applicable: and other covered]* services**

---

You can also call 1-800-MEDICARE (1-800-633-4227), 24 hours a day, 7 days a week. TTY users should call 1-877-486-2048.

---

**SECTION 6 Rules for getting care covered in a “religious non-medical health care institution”**

---

<b>Section 6.1</b>	<b>What is a religious non-medical health care institution?</b>
--------------------	---

*[If applicable, plans should revise this section as needed to describe Medicaid's role in providing care in religious non-medical health care institutions.]*

A religious non-medical health care institution is a facility that provides care for a condition that would ordinarily be treated in a hospital or skilled nursing facility. If getting care in a hospital or a skilled nursing facility is against a member's religious beliefs, we will instead provide coverage for care in a religious non-medical health care institution. You may choose to pursue medical care at any time for any reason. This benefit is provided only for Part A inpatient services (non-medical health care services). Medicare will only pay for non-medical health care services provided by religious non-medical health care institutions.

<b>Section 6.2</b>	<b>What care from a religious non-medical health care institution is covered by our plan?</b>
--------------------	---

*[If applicable, plans should revise this section as needed to describe Medicaid's role in providing care in religious non-medical health care institutions.]*

To get care from a religious non-medical health care institution, you must sign a legal document that says you are conscientiously opposed to getting medical treatment that is “non-excepted.”

- “Non-excepted” medical care or treatment is any medical care or treatment that is *voluntary* and *not required* by any federal, state, or local law.
- “Excepted” medical treatment is medical care or treatment that you get that is *not* voluntary or *is required* under federal, state, or local law.

To be covered by our plan, the care you get from a religious non-medical health care institution must meet the following conditions:

- The facility providing the care must be certified by Medicare.
- Our plan's coverage of services you receive is limited to *non-religious* aspects of care.
- If you get services from this institution that are provided to you in a facility, the following *[insert as applicable: conditions apply OR condition applies]*:

### Chapter 3. Using the plan's coverage for your medical *[insert if applicable: and other covered]* services

- You must have a medical condition that would allow you to receive covered services for inpatient hospital care or skilled nursing facility care.
- *[Omit this bullet if not applicable.] – and –* You must get approval in advance from our plan before you are admitted to the facility or your stay will not be covered.

*[Plans must explain whether Medicare Inpatient Hospital coverage limits apply (include a reference to the benefits chart in Chapter 4) or whether there is unlimited coverage for this benefit.]*

## SECTION 7 Rules for ownership of durable medical equipment

Section 7.1	<b>Will you own the durable medical equipment after making a certain number of payments under our plan?</b>
-------------	---

*[Plans that allow transfer of ownership of certain DME items to members must modify this section to explain the conditions under which and when the member can own specified DME. If applicable, plans should also explain Medicaid coverage of DME and the coordination, if any, with plan coverage of DME.]*

Durable medical equipment (DME) includes items such as oxygen equipment and supplies, wheelchairs, walkers, powered mattress systems, crutches, diabetic supplies, speech generating devices, IV infusion pumps, nebulizers, and hospital beds ordered by a provider for use in the home. The member always owns certain items, such as prosthetics. In this section, we discuss other types of DME that you must rent.

In Original Medicare, people who rent certain types of DME own the equipment after paying copayments for the item for 13 months. As a member of *[insert 2018 plan name]*, however, you *[insert if the plan sometimes allows ownership: usually]* will not acquire ownership of rented DME items no matter how many copayments you make for the item while a member of our plan. *[Insert if your plan sometimes allows transfer of ownership for items other than prosthetics: Under certain limited circumstances we will transfer ownership of the DME item to you. Call Member Services (phone numbers are printed on the back cover of this booklet) to find out about the requirements you must meet and the documentation you need to provide.]*

*[Insert if your plan never transfers ownership (except as noted above, for example, for prosthetics): Even if you made up to 12 consecutive payments for the DME item under Original Medicare before you joined our plan, you will not acquire ownership no matter how many copayments you make for the item while a member of our plan.]*



**Chapter 3. Using the plan's coverage for your medical [insert if applicable: and other covered] services**

---

**What happens to payments you made for durable medical equipment if you switch to Original Medicare?**

If you did not acquire ownership of the DME item while in our plan, you will have to make 13 new consecutive payments after you switch to Original Medicare in order to own the item. Payments you made while in our plan do not count toward these 13 consecutive payments.

If you made fewer than 13 payments for the DME item under Original Medicare *before* you joined our plan, your previous payments also do not count toward the 13 consecutive payments. You will have to make 13 new consecutive payments after you return to Original Medicare in order to own the item. There are no exceptions to this case when you return to Original Medicare.



# CHAPTER 4

*Benefits Chart (what is covered  
[plans with cost-sharing insert: and  
what you pay])*

## Chapter 4. Benefits Chart (what is covered [plans with cost-sharing insert: and what you pay])

---

### **Chapter 4. Benefits Chart (what is covered *[plans with cost-sharing insert: and what you pay]*)**

<b>SECTION 1</b>	<b>Understanding <i>[insert if plan has cost-sharing: your out-of-pocket costs for]</i> covered services</b> .....	<b>63</b>
Section 1.1	Types of out-of-pocket costs you may pay for your covered services .....	63
Section 1.2	What is your plan deductible? .....	64
Section 1.3	Our plan <i>[insert if plan has an overall deductible described in Section 1.2: also]</i> has a <i>[insert if plan has an overall deductible described in Section 1.2: separate]</i> deductible for certain types of services.....	64
Section 1.4	What is the most you will pay for <i>[insert if applicable: Medicare Part A and Part B]</i> covered medical services? .....	65
Section 1.5	Our plan also limits your out-of-pocket costs for certain types of services ..	66
Section 1.6	Our plan does not allow providers to “balance bill” you .....	67
<b>SECTION 2</b>	<b>Use the <i>Benefits Chart</i> to find out what is covered for you <i>[plans with cost-sharing insert: and how much you will pay]</i></b> .....	<b>68</b>
Section 2.1	Your medical <i>[plans may add references to long-term care or home and community-based services or other Medicaid-only]</i> benefits <i>[plans with cost-sharing insert: and costs]</i> as a member of the plan .....	68
Section 2.2	Extra “optional supplemental” benefits you can buy .....	98
Section 2.3	Getting care using our plan’s optional visitor/traveler benefit.....	98
<b>SECTION 3</b>	<b>What services are covered outside of <i>[insert plan name]</i>?</b> .....	<b>99</b>
Section 3.1	Services <i>not</i> covered by <i>[insert plan name]</i> .....	99
<b>SECTION 4</b>	<b>What services are not covered by <i>[insert as applicable: the plan OR Medicare OR Medicaid]</i>?</b> .....	<b>99</b>
Section 4.1	Services <i>not</i> covered by <i>[insert as applicable: the plan OR Medicare]</i> ( <i>[insert if applicable: Medicare]</i> exclusions) <i>OR Medicaid</i> .....	99

## Chapter 4. Benefits Chart (what is covered [plans with cost-sharing insert: and what you pay])

*[Plans may add a discussion to this chapter if their organization provides or arranges for benefits under Medicaid.]*

### SECTION 1 Understanding *[insert if plan has cost-sharing: your out-of-pocket costs for]* covered services

This chapter focuses on what services are covered *[insert if plan has cost-sharing: and what you pay for these services]*. It includes a Benefits Chart that lists your covered services *[insert if plan has cost-sharing: and shows how much you will pay for each covered service]* as a member of *[insert 2018 plan name]*. Later in this chapter, you can find information about medical services that are not covered. *[Insert if applicable: It also explains limits on certain services.] [If applicable, you may mention other places where benefits, limitations, and exclusions are described, such as optional additional benefits, or addenda.]*

#### Section 1.1 Types of out-of-pocket costs you may pay for your covered services

*[Describe all applicable types of cost-sharing your plan uses. You may omit those that are not applicable. Plans that include both members who pay Parts A and B service cost sharing and members who do not pay Parts A and B service cost sharing should explain the differences in cost-sharing responsibility, clearly indicating that for those members who receive Medicare cost-sharing assistance under Medicaid pay nothing for their covered services as long as they follow the plan's rules for getting their care because they receive assistance from Medicaid with Medicare Part A and B cost-sharing.]*

*[Plans with no cost-sharing, revise section heading to “You pay nothing for your covered services” and replace section with the following: Because you get assistance from Medicaid, you pay nothing for your covered services as long as you follow the plans’ rules for getting your care. (See Chapter 3 for more information about the plans’ rules for getting your care.)]*

To understand the payment information we give you in this chapter, you need to know about the types of out-of-pocket costs you may pay for your covered services.

- The “**deductible**” is the amount you must pay for medical services before our plan begins to pay its share. *[Insert if applicable: (Section 1.2 tells you more about your plan deductible.)] [Insert if applicable: (Section 1.3 tells you more about your deductibles for certain categories of services.)]*
- A “**copayment**” is the fixed amount you pay each time you receive certain medical services. You pay a copayment at the time you get the medical service. (The Benefits Chart in Section 2 tells you more about your copayments.)
- “**Coinsurance**” is the percentage you pay of the total cost of certain medical services. You pay a coinsurance at the time you get the medical service. (The Benefits Chart in Section 2 tells you more about your coinsurance.)

## Chapter 4. Benefits Chart (what is covered [plans with cost-sharing insert: and what you pay])

### Section 1.2 What is your plan deductible?

*[Plans with no deductibles, delete this section and renumber remaining subsections in Section 1.]*

*[Note: deductibles cannot be applied to \$0.00 Medicare preventive services, emergency services or urgently needed services]*

*[POS plans with a deductible that applies only to POS services: modify this section as needed.]*

Your deductible is *[insert deductible amount]*. This is the amount you have to pay out-of-pocket before we will pay our share for your covered medical services. Until you have paid the deductible amount, you must pay the full cost of your covered services. Once you have paid your deductible, we will begin to pay our share of the costs for covered medical services and you will pay your share *[insert as applicable: (your copayment) OR (your coinsurance amount) OR (your copayment or coinsurance amount)]* for the rest of the calendar year.

*[Plans may revise the paragraph to describe the services that are subject to the deductible.]* The deductible does not apply to some services. This means that we will pay our share of the costs for these services even if you haven't paid your deductible yet. The deductible does not apply to the following services:

- *[Insert services not subject to the deductible.]*

*[Plans that include both members who pay Parts A and B service cost sharing and members who do not pay Parts A and B service cost sharing insert: If you are eligible for Medicare cost-sharing assistance under Medicaid, you have no deductible.]*

### Section 1.3 Our plan *[insert if plan has an overall deductible described in Section 1.2: also]* has a *[insert if plan has an overall deductible described in Section 1.2: separate]* deductible for certain types of services

*[Plans with service category deductibles: insert this section. If applicable, plans may revise the text as needed to describe how the service category deductible(s) work with the overall plan deductible.]*

*[Plans with a service category deductible that is not based on the calendar year – e.g., a per stay deductible – should revise this section as needed.]*

*[Insert if plan has an overall deductible described in Section 1.2: In addition to the plan deductible that applies to all of your covered medical services, we also have a deductible for certain types of services.]*

## Chapter 4. Benefits Chart (what is covered [plans with cost-sharing insert: and what you pay])

---

*[Insert if plan does not have an overall deductible and Section 1.2 was therefore omitted: We have a deductible for certain types of services.]*

*[Insert if plan has one service category deductible: The plan has a deductible amount of [insert service category deductible] for [insert service category]. Until you have paid the deductible amount, you must pay the full cost for [insert service category]. Once you have paid your deductible, we will pay our share of the costs for these services and you will pay your share [insert as applicable: (your copayment) OR (your coinsurance amount) OR (your copayment or coinsurance amount)] for the rest of the calendar year.][Insert if applicable: Both the plan deductible and the deductible for [insert service category] apply to your covered [insert service category]. This means that once you meet either the plan deductible or the deductible for [insert service category], we will begin to pay our share of the costs of your covered [insert service category].]*

*[Insert if plan has more than one service category deductible: The plan has a deductible amount for the following types of services:*

- *[Plans should insert a separate bullet for each service category deductible.] Our deductible amount for [insert service category] is [insert service category deductible]. Until you have paid the deductible amount, you must pay the full cost for [insert service category]. Once you have paid your deductible, we will pay our share of the costs for these services and you will pay your share [insert as applicable: (your copayment) OR (your coinsurance amount) OR (your copayment or coinsurance amount)] for the rest of the calendar year. [Insert if applicable: Both the plan deductible and the deductible for [insert service category] apply to your covered [insert service category]. This means that once you meet either the plan deductible or the deductible for [insert service category], we will begin to pay our share of the costs of your covered [insert service category].]*

*[Plans that include both members who pay Parts A and B service cost sharing and members who do not pay Parts A and B service cost sharing insert: If you are eligible for Medicare cost-sharing assistance under Medicaid, you have no deductible.]*

<b>Section 1.4</b>	<b>What is the most you will pay for <i>[insert if applicable: Medicare Part A and Part B]</i> covered medical services?</b>
--------------------	--

*[POS plans may revise this information as needed to describe the plan's MOOP(s).]*

**Note:** Because our members also get assistance from Medicaid, very few members ever reach this out-of-pocket maximum. *[Plans that only include members who do not pay Parts A and B service cost sharing insert: You are not responsible for paying any out-of-pocket costs toward the maximum out-of-pocket amount for covered Part A and Part B services.] [Plans that include both members who pay Parts A and B service cost sharing and members who do not pay Parts A and B service cost sharing insert: If you are eligible for Medicare cost-sharing assistance under Medicaid, you are not responsible for paying any out-of-pocket costs toward the maximum out-of-pocket amount for covered Part A and Part B services.]*

## Chapter 4. Benefits Chart (what is covered [plans with cost-sharing insert: and what you pay])

Because you are enrolled in a Medicare Advantage Plan, there is a limit to how much you have to pay out-of-pocket each year for medical services that are covered *[insert as applicable: under Medicare Part A and Part B OR by our plan]* (see the Medical Benefits Chart in Section 2, below). This limit is called the maximum out-of-pocket amount for medical services.

As a member of *[insert 2018 plan name]*, the most you will have to pay out-of-pocket for *[insert if applicable: Part A and Part B]* services in 2018 is *[insert MOOP]*. The amounts you pay for *[insert applicable terms: deductibles, copayments, and coinsurance]* for covered services count toward this maximum out-of-pocket amount. *[Plans with no premium may modify the following sentence as needed.]* (The amounts you pay for your plan premiums and for your Part D prescription drugs do not count toward your maximum out-of-pocket amount. *[Insert if applicable, revising reference to asterisk as needed: In addition, amounts you pay for some services do not count toward your maximum out-of-pocket amount. These services are marked with an asterisk in the Medical Benefits Chart.]*) If you reach the maximum out-of-pocket amount of *[insert MOOP]*, you will not have to pay any out-of-pocket costs for the rest of the year for covered *[insert if applicable: Part A and Part B]* services. However, you must continue to pay *[insert if plan has a premium: your plan premium and]* the Medicare Part B premium (unless your Part B premium is paid for you by Medicaid or another third party).

<b>Section 1.5</b>	<b>Our plan also limits your out-of-pocket costs for certain types of services</b>
--------------------	--

*[Plans with service category OOP maximums: insert this section:]*

*[Plans with a service category OOP maximum that is not based on the calendar year – e.g., a per stay maximum – should revise this section as needed.]*

In addition to the maximum out-of-pocket amount for covered *[insert if applicable: Part A and Part B]* services (see Section 1.4 above), we also have a separate maximum out-of-pocket amount that applies only to certain types of services.

Because our members also get assistance from Medicaid, very few members ever reach this out-of-pocket maximum. *[Plans that only include members who do not pay Parts A and B service cost sharing insert: You are not responsible for paying any out-of-pocket costs toward the maximum out-of-pocket amount for covered Part A and Part B services.] [Plans that include both members who pay Parts A and B service cost sharing and members who do not pay Parts A and B service cost sharing insert: If you are eligible for Medicare cost-sharing assistance under Medicaid you are not responsible for paying any out-of-pocket costs toward the maximum out-of-pocket amount for covered Part A and Part B services.]*

*[Insert if plan has one service category MOOP: The plan has a maximum out-of-pocket amount of [insert service category MOOP] for [insert service category]. Once you have paid [insert service category MOOP] out-of-pocket for [insert service category], the plan will cover these services at no cost to you for the rest of the calendar year. [Insert if service category is included in MOOP described in Section 1.4: Both the maximum out-of-pocket amount for [insert as*

## Chapter 4. Benefits Chart (what is covered [plans with cost-sharing insert: and what you pay])

---

*applicable: Part A and Part B OR all covered] medical services and the maximum out-of-pocket amount for [insert service category] apply to your covered [insert service category]. This means that once you have paid either [insert MOOP] for [insert as applicable: Part A and Part B OR all covered] medical services or [insert service category OOP max] for your [insert service category], the plan will cover your [insert service category] at no cost to you for the rest of the year.]]*

*[Insert if plan has more than one service category MOOP: The plan has a maximum out-of-pocket amount for the following types of services:*

- [Plans should insert a separate bullet for each service category MOOP.] Our maximum out-of-pocket amount for [insert service category] is [insert service category MOOP]. Once you have paid [insert service category MOOP] out-of-pocket for [insert service category], the plan will cover these services at no cost to you for the rest of the calendar year. [Insert if service category is included in MOOP described in Section 1.4: Both the maximum out-of-pocket amount for [insert as applicable: Part A and Part B OR all covered] medical services and the maximum out-of-pocket amount for [insert service category] apply to your covered [insert service category]. This means that once you have paid either [insert MOOP] for [insert as applicable: Part A and Part B OR all covered] medical services or [insert service category OOP max] for your [insert service category], the plan will cover your [insert service category] at no cost to you for the rest of the year.]]*

<b>Section 1.6</b>	<b>Our plan does not allow providers to “balance bill” you</b>
--------------------	--

*[Plans that are zero cost-share plans or approved to exclusively enroll full-benefit dual eligible individuals who do not pay Parts A and B service cost-sharing delete section.]*

As a member of *[insert 2018 plan name]*, an important protection for you is that *[plans with a plan-level deductible insert: after you meet any deductibles,]* you only have to pay your cost-sharing amount when you get services covered by our plan. We do not allow providers to add additional separate charges, called “balance billing.” This protection (that you never pay more than your cost-sharing amount) applies even if we pay the provider less than the provider charges for a service and even if there is a dispute and we don’t pay certain provider charges.

Here is how this protection works.

- If your cost-sharing is a copayment (a set amount of dollars, for example, \$15.00), then you pay only that amount for any covered services from a network provider.
- If your cost-sharing is a coinsurance (a percentage of the total charges), then you never pay more than that percentage. However, your cost depends on which type of provider you see:



## Chapter 4. Benefits Chart (what is covered *[plans with cost-sharing insert: and what you pay]*)

- If you receive the covered services from a network provider, you pay the coinsurance percentage multiplied by the plan's reimbursement rate (as determined in the contract between the provider and the plan).
- If you receive the covered services from an out-of-network provider who participates with Medicare, you pay the coinsurance percentage multiplied by the Medicare payment rate for participating providers. (Remember, the plan covers services from out-of-network providers only in certain situations, such as when you get a referral.)
- If you receive the covered services from an out-of-network provider who does not participate with Medicare, you pay the coinsurance percentage multiplied by the Medicare payment rate for non-participating providers. (Remember, the plan covers services from out-of-network providers only in certain situations, such as when you get a referral.)
- If you believe a provider has "balance billed" you, call Member Services (phone numbers are printed on the back cover of this booklet).

*[Plans that include both members who pay Parts A and B service cost sharing and members who do not pay Parts A and B service cost sharing insert: If you are eligible for Medicare cost-sharing assistance under Medicaid, we do not allow providers to bill you for covered services. We pay our providers directly, and we protect you from any charges. This is true even if we pay the provider less than the provider charges for a service. If you receive a bill from a provider, call Member Services (phone numbers are printed on the back cover of this booklet).]*

---

## SECTION 2 Use the **Benefits Chart** to find out what is covered for you *[plans with cost-sharing insert: and how much you will pay]*

---

<b>Section 2.1</b>	<b>Your medical <i>[plans may add references to long-term care or home and community-based services or other Medicaid-only]</i> benefits <i>[plans with cost-sharing insert: and costs]</i> as a member of the plan</b>
--------------------	---

The Benefits Chart on the following pages lists the services *[insert 2018 plan name]* covered *[plans with cost-sharing insert: and what you pay out-of-pocket for each service]*. The services listed in the Benefits Chart are covered only when the following coverage requirements are met:

- Your Medicare *[insert if plan is describing Medicaid services in chart: and Medicaid]* covered services must be provided according to the coverage guidelines established by Medicare *[insert if plan is describing Medicaid services in chart: and Medicaid]*.
- Your services (including medical care, services, supplies, and equipment) *must* be medically necessary. "Medically necessary" means that the services, supplies, or drugs are needed for the prevention, diagnosis, or treatment of your medical condition and



**Chapter 4. Benefits Chart (what is covered [plans with cost-sharing insert: and what you pay])**

---

meet accepted standards of medical practice.

- *[Insert if applicable: You receive your care from a network provider. In most cases, care you receive from an out-of-network provider will not be covered. Chapter 3 provides more information about requirements for using network providers and the situations when we will cover services from an out-of-network provider.]*
- *[Insert if applicable: You have a primary care provider (a PCP) who is providing and overseeing your care. [Plans that do not require referrals may omit the rest of this bullet] In most situations, your PCP must give you approval in advance before you can see other providers in the plan's network. This is called giving you a "referral." Chapter 3 provides more information about getting a referral and the situations when you do not need a referral.]*
- *[Insert if applicable: Some of the services listed in the Benefits Chart are covered **only** if your doctor or other network provider gets approval in advance (sometimes called "prior authorization") from us. Covered services that need approval in advance are marked in the Benefits Chart [Insert as appropriate: by an asterisk **OR** by a footnote **OR** in bold **OR** in italics] [Insert if applicable: In addition, the following services not listed in the Benefits Chart require prior authorization: *[insert list]*.]*
- *[Insert as applicable: We may also charge you "administrative fees" for missed appointments or for not paying your required cost-sharing at the time of service. Call Member Services if you have questions regarding these administrative fees. (Phone numbers for Member Services are printed on the back cover of this booklet.)]*

Other important things to know about our coverage:

- You are covered by both Medicare and Medicaid. Medicare covers health care and prescription drugs. Medicaid covers your cost-sharing for Medicare services, including *[plans may add references to the specific types of cost-sharing Medicaid pays for]*. Medicaid also covers services Medicare does not cover, like *[plans may add references to long-term care, over-the-counter drugs, home and community-based services, or other Medicaid-only services]*.
- Like all Medicare health plans, we cover everything that Original Medicare covers. (If you want to know more about the coverage and costs of Original Medicare, look in your *Medicare & You 2018 Handbook*. View it online at <https://www.medicare.gov> or ask for a copy by calling 1-800-MEDICARE (1-800-633-4227), 24 hours a day, 7 days a week. TTY users should call 1-877-486-2048.)
- For all preventive services that are covered at no cost under Original Medicare, we also cover the service at no cost to you. *[Insert as applicable: However, if you also are treated or monitored for an existing medical condition during the visit when you receive the preventive service, a copayment will apply for the care received for the existing medical condition.]*

## Chapter 4. Benefits Chart (what is covered [plans with cost-sharing insert: and what you pay])

---

- Sometimes, Medicare adds coverage under Original Medicare for new services during the year. If Medicare adds coverage for any services during 2018, either Medicare or our plan will cover those services.
- *[Plans offering fully or partially integrated benefits should provide a description of how they integrate Medicare and Medicaid benefits for the member and how the benefits chart reflects those integrated benefits as well as impacts on cost-sharing.]*
- If you are within our plan's *[Insert number 1-6. Plans may choose any length of time from one to six months for deeming continued eligibility, as long as they apply the criteria consistently across all members and fully inform members of the policy]*-month period of deemed continued eligibility, we will continue to provide all Medicare Advantage plan-covered Medicare benefits. However, during this period, *[Plans should specify policy regarding coverage of Medicaid benefits during the period of deemed continued eligibility, as defined in the State Medicaid Agency Contract. For example, "we will not continue to cover Medicaid benefits that are included under the applicable Medicaid State Plan, nor will we pay the Medicare premiums or cost sharing for which the state would otherwise be liable had you not lost your Medicaid eligibility"]*. Medicare cost sharing amounts for Medicare basic and supplemental benefits do not change during this period.

*[Plans that do not have cost-sharing should insert: You do not pay anything for the services listed in the Benefits Chart, as long as you meet the coverage requirements described above.]*

*[Plans that include both members who pay Parts A and B service cost sharing and members who do not pay Parts A and B service cost sharing insert: **If you are eligible for Medicare cost-sharing assistance under Medicaid, you do not pay anything for the services listed in the Benefits Chart, as long as you meet the coverage requirements described above.]***



You will see this apple next to the preventive services in the benefits chart.

*[Instructions on completing benefits chart:*

- *When preparing this Benefits Chart, please refer to the instructions for completing the standardized/combined ANOC/EOC.*
- *For any benefits for which the plan uses Medicare amounts for member cost-sharing in their approved bid, the plan must insert the 2017 Medicare amounts with a note explaining that these amounts may change in 2018, and the plan will provide updated rates as soon as Medicare releases them. Member cost-sharing amounts may not be left blank.*
- *For all preventive care and screening test benefit information, plans that cover a richer benefit than Original Medicare do not need to include given description (unless still applicable) and may instead describe plan benefit.*

## Chapter 4. Benefits Chart (what is covered *[plans with cost-sharing insert: and what you pay]*)



---

- *Optional supplemental benefits are not permitted within the chart; plans that would like to include information about optional supplemental benefits within the EOC may describe these benefits within Section 2.2.*
- *All plans with networks should clearly indicate for each service applicable the difference in cost-sharing at network and out-of-network providers and facilities.*
- *Plans that have tiered cost-sharing based on provider and/or benefit should clearly indicate for each service the cost-sharing for each tier, in addition to defining what each tier means and how it corresponds to the characters or footnotes indicating such in the provider directory (when one reads the provider directory, it is clear what the symbol or footnote means when reading this section of the EOC).*
- *Plans with a POS benefit may include POS information within the benefit chart, or may include a section following the chart listing POS-eligible benefits and cost-sharing.*
- *Plans should clearly indicate which benefits are subject to prior authorization (plans may use asterisks or similar method).*
- *Plans may insert any additional benefits information based on the plan's approved bid that is not captured in the benefits chart or in the exclusions section. Plans offering fully or partially integrated benefits may add Medicaid-only benefits to the benefits chart. Additional benefits should be placed alphabetically in the chart.*
- *Plans must describe any restrictive policies, limitations, or monetary limits that might impact a beneficiary's access to services within the chart.*
- *Plans may add references to the list of exclusions in Section 3.1 as appropriate.*
- *Plans may modify the language, as applicable, to address Medicaid benefits and cost-sharing for its dual eligible population. SNPs must, at a minimum, include the Medicaid benefits provided by the plan and must distinguish Medicaid coverage from Medicare coverage for benefits covered by both programs or by Medicaid only. Plans offering fully or partially integrated benefits may add Medicaid-only benefits to the benefits chart along with the Medicare benefits (rather than in a separate section). We encourage plans choosing this option to work with the state Medicaid agencies with which they contract to develop integrated benefits language as appropriate. Alternatively, plans may add a new section to the chart to describe Medicaid benefits. Plans that do not include a complete list of Medicaid benefits within the chart should refer readers to the Summary of Medicaid-Covered Benefits in the Summary of Benefits. Plans must include a complete list of Medicaid benefits if the Summary of Benefits does not include the required comprehensive written statement. Plans may also state that members should contact their Medicaid Agency to determine their level of cost-sharing.*
- *Plans must make it clear for members (in the sections where member cost-sharing is shown) whether their hospital copays or coinsurance apply on the date of admission and / or on the date of discharge.]*
- *[Plans that include both members who pay Parts A and B service cost sharing and members who do not pay Parts A and B service cost sharing should clearly note the*




## Chapter 4. Benefits Chart (what is covered [plans with cost-sharing insert: and what you pay])

*different cost-sharing amounts applicable to each group of members in the Benefits Chart, either within the “What you must pay when you get these services chart” or by adding a column to differentiate the cost sharing amounts for each group of members].*



### Benefits Chart

Services that are covered for you	What you must pay when you get these services
 <b>Abdominal aortic aneurysm screening</b> A one-time screening ultrasound for people at risk. The plan only covers this screening if you have certain risk factors and if you get a referral for it from your physician, physician assistant, nurse practitioner, or clinical nurse specialist. <i>[Also list any additional benefits offered.]</i>	There is no coinsurance, copayment, or deductible for members eligible for this preventive screening.
<b>Ambulance services</b> <ul style="list-style-type: none"> <li>Covered ambulance services include fixed wing, rotary wing, and ground ambulance services, to the nearest appropriate facility that can provide care only if they are furnished to a member whose medical condition is such that other means of transportation could endanger the person’s health or if authorized by the plan.</li> <li>Non-emergency transportation by ambulance is appropriate if it is documented that the member’s condition is such that other means of transportation could endanger the person’s health and that transportation by ambulance is medically required.</li> </ul>	<i>[List copays / coinsurance / deductible. Specify whether cost-sharing applies one-way or for round trips.]</i>
 <b>Annual wellness visit</b> If you’ve had Part B for longer than 12 months, you can get an annual wellness visit to develop or update a personalized prevention plan based on your current health and risk factors. This is covered once every 12 months. <b>Note:</b> Your first annual wellness visit can’t take place within 12 months of your “Welcome to Medicare” preventive visit. However, you don’t need to have had a “Welcome to Medicare” visit to be covered for annual wellness visits after you’ve had Part B for 12 months.	There is no coinsurance, copayment, or deductible for the annual wellness visit.



## Chapter 4. Benefits Chart (what is covered [plans with cost-sharing insert: and what you pay])

Services that are covered for you	What you must pay when you get these services
 <b>Bone mass measurement</b> For qualified individuals (generally, this means people at risk of losing bone mass or at risk of osteoporosis), the following services are covered every 24 months or more frequently if medically necessary: procedures to identify bone mass, detect bone loss, or determine bone quality, including a physician's interpretation of the results. <a href="#">[Also list any additional benefits offered.]</a>	There is no coinsurance, copayment, or deductible for Medicare-covered bone mass measurement.
 <b>Breast cancer screening (mammograms)</b> Covered services include: <ul style="list-style-type: none"> <li>• One baseline mammogram between the ages of 35 and 39</li> <li>• One screening mammogram every 12 months for women age 40 and older</li> <li>• Clinical breast exams once every 24 months</li> </ul> <a href="#">[Also list any additional benefits offered.]</a>	There is no coinsurance, copayment, or deductible for covered screening mammograms.
<b>Cardiac rehabilitation services</b> Comprehensive programs of cardiac rehabilitation services that include exercise, education, and counseling are covered for members who meet certain conditions with a doctor's <a href="#">[insert as appropriate: referral OR order]</a> . The plan also covers intensive cardiac rehabilitation programs that are typically more rigorous or more intense than cardiac rehabilitation programs. <a href="#">[Also list any additional benefits offered.]</a>	<a href="#">[List copays / coinsurance / deductible]</a>
 <b>Cardiovascular disease risk reduction visit (therapy for cardiovascular disease)</b> We cover one visit per year with your primary care doctor to help lower your risk for cardiovascular disease. During this visit, your doctor may discuss aspirin use (if appropriate), check your blood pressure, and give you tips to make sure you're eating well. <a href="#">[Also list any additional benefits offered.]</a>	There is no coinsurance, copayment, or deductible for the intensive behavioral therapy cardiovascular disease preventive benefit.

**Chapter 4. Benefits Chart (what is covered [plans with cost-sharing insert: and what you pay])**



Services that are covered for you	What you must pay when you get these services
 <b>Cardiovascular disease testing</b> Blood tests for the detection of cardiovascular disease (or abnormalities associated with an elevated risk of cardiovascular disease) once every 5 years (60 months). <i>[Also list any additional benefits offered.]</i>	There is no coinsurance, copayment, or deductible for cardiovascular disease testing that is covered once every 5 years.
 <b>Cervical and vaginal cancer screening</b> Covered services include: <ul style="list-style-type: none"> <li>For all women: Pap tests and pelvic exams are covered once every 24 months</li> <li>If you are at high risk of cervical cancer or have had an abnormal Pap test and are of childbearing age: one Pap test every 12 months</li> </ul> <i>[Also list any additional benefits offered.]</i>	There is no coinsurance, copayment, or deductible for Medicare-covered preventive Pap and pelvic exams.
<b>Chiropractic services</b> Covered services include: <ul style="list-style-type: none"> <li><i>[If the plan only covers manual manipulation, insert: We cover only]</i> Manual manipulation of the spine to correct subluxation</li> </ul> <i>[Also list any additional benefits offered.]</i>	<i>[List copays / coinsurance / deductible]</i>

**Chapter 4. Benefits Chart (what is covered [plans with cost-sharing insert: and what you pay])**

Services that are covered for you	What you must pay when you get these services
<p> <b>Colorectal cancer screening</b></p> <p>For people 50 and older, the following are covered:</p> <ul style="list-style-type: none"> <li>• Flexible sigmoidoscopy (or screening barium enema as an alternative) every 48 months</li> </ul> <p>One of the following every 12 months:</p> <ul style="list-style-type: none"> <li>• Guaiac-based fecal occult blood test (gFOBT)</li> <li>• Fecal immunochemical test (FIT)</li> </ul> <p>DNA based colorectal screening every 3 years</p> <p>For people at high risk of colorectal cancer, we cover:</p> <ul style="list-style-type: none"> <li>• Screening colonoscopy (or screening barium enema as an alternative) every 24 months</li> </ul> <p>For people not at high risk of colorectal cancer, we cover:</p> <ul style="list-style-type: none"> <li>• Screening colonoscopy every 10 years (120 months), but not within 48 months of a screening sigmoidoscopy</li> </ul> <p><i>[Also list any additional benefits offered.]</i></p>	<p>There is no coinsurance, copayment, or deductible for a Medicare-covered colorectal cancer screening exam.</p> <p><i>[If applicable, list copayment and/or coinsurance charged for barium enema.]</i></p>
<p><i>[Include row if applicable. If plan offers dental benefits as optional supplemental benefits, they should not be included in the chart. Plans may describe them in Section 2.2 instead.]</i></p> <p><b>Dental services</b></p> <p>In general, preventive dental services (such as cleaning, routine dental exams, and dental x-rays) are not covered by Original Medicare. We cover:</p> <p><i>[List any additional benefits offered, such as routine dental care.]</i></p>	<p><i>[List copays / coinsurance / deductible]</i></p>
<p> <b>Depression screening</b></p> <p>We cover one screening for depression per year. The screening must be done in a primary care setting that can provide follow-up treatment and referrals.</p> <p><i>[Also list any additional benefits offered.]</i></p>	<p>There is no coinsurance, copayment, or deductible for an annual depression screening visit.</p>



## Chapter 4. Benefits Chart (what is covered [plans with cost-sharing insert: and what you pay])

Services that are covered for you	What you must pay when you get these services
<p> <b>Diabetes screening</b></p> <p>We cover this screening (includes fasting glucose tests) if you have any of the following risk factors: high blood pressure (hypertension), history of abnormal cholesterol and triglyceride levels (dyslipidemia), obesity, or a history of high blood sugar (glucose). Tests may also be covered if you meet other requirements, like being overweight and having a family history of diabetes.</p> <p>Based on the results of these tests, you may be eligible for up to two diabetes screenings every 12 months.</p> <p><i>[Also list any additional benefits offered.]</i></p>	<p>There is no coinsurance, copayment, or deductible for the Medicare covered diabetes screening tests.</p>
<p> <b>Diabetes self-management training, diabetic services and supplies</b></p> <p><i>[Plans may put items listed under a single bullet in separate bullets if the plan charges different copays. However, all items in the bullets must be included.]</i> For all people who have diabetes (insulin and non-insulin users). Covered services include:</p> <ul style="list-style-type: none"> <li>• Supplies to monitor your blood glucose: Blood glucose monitor, blood glucose test strips, lancet devices and lancets, and glucose-control solutions for checking the accuracy of test strips and monitors.</li> <li>• For people with diabetes who have severe diabetic foot disease: One pair per calendar year of therapeutic custom-molded shoes (including inserts provided with such shoes) and two additional pairs of inserts, or one pair of depth shoes and three pairs of inserts (not including the non-customized removable inserts provided with such shoes). Coverage includes fitting.</li> <li>• Diabetes self-management training is covered under certain condition.</li> </ul> <p><i>[Also list any additional benefits offered.]</i></p>	<p><i>[List copays / coinsurance / deductible]</i></p>





## Chapter 4. Benefits Chart (what is covered [plans with cost-sharing insert: and what you pay])

Services that are covered for you	What you must pay when you get these services
<p><b>Durable medical equipment (DME) and related supplies</b></p> <p>(For a definition of “durable medical equipment,” see Chapter 12 of this booklet.)</p> <p>Covered items include, but are not limited to: wheelchairs, crutches, powered mattress systems, diabetic supplies, hospital beds ordered by a provider for use in the home, IV infusion pumps, speech generating devices, oxygen equipment, nebulizers, and walkers.</p> <p><i>[Plans that do not limit the DME brands and manufacturers that you will cover insert: We cover all medically necessary DME covered by Original Medicare. If our supplier in your area does not carry a particular brand or manufacturer, you may ask them if they can special order it for you.] [Insert as applicable: We included a copy of our DME supplier directory in the envelope with this booklet. The most recent list of suppliers is [insert as applicable: also] available on our website at [insert URL].]</i></p> <p><i>[Plans that limit the DME brands and manufacturers that you will cover insert: With this Evidence of Coverage document, we sent you [insert 2018 plan name]’s list of DME. The list tells you the brands and manufacturers of DME that we will cover. [Insert as applicable: We included a copy of our DME supplier directory in the envelope with this booklet.] This most recent list of brands, manufacturers, and suppliers is also available on our website at [insert URL].]</i></p> <p>Generally, <i>[insert 2018 plan name]</i> covers any DME covered by Original Medicare from the brands and manufacturers on this list. We will not cover other brands and manufacturers unless your doctor or other provider tells us that the brand is appropriate for your medical needs. However, if you are new to <i>[insert 2018 plan name]</i> and are using a brand of DME that is not on our list, we will continue to cover this brand for you for up to 90 days. During this time, you should talk with your doctor to decide what brand is medically appropriate for you after this 90-day period. (If you disagree with your doctor, you can ask him or her to refer you for a second opinion.)</p>	<p><i>[List copays / coinsurance / deductible]</i></p>

**Chapter 4. Benefits Chart (what is covered [plans with cost-sharing insert: and what you pay])**

Services that are covered for you	What you must pay when you get these services
<p><b>Durable medical equipment (DME) and related supplies (continued)</b></p> <p>If you (or your provider) don't agree with the plan's coverage decision, you or your provider may file an appeal. You can also file an appeal if you don't agree with your provider's decision about what product or brand is appropriate for your medical condition. (For more information about appeals, see Chapter 9, <i>What to do if you have a problem or complaint (coverage decisions, appeals, complaints).</i>)</p>	
<p><b>Emergency care</b></p> <p>Emergency care refers to services that are:</p> <ul style="list-style-type: none"> <li>• Furnished by a provider qualified to furnish emergency services, and</li> <li>• Needed to evaluate or stabilize an emergency medical condition.</li> </ul> <p>A medical emergency is when you, or any other prudent layperson with an average knowledge of health and medicine, believe that you have medical symptoms that require immediate medical attention to prevent loss of life, loss of a limb, or loss of function of a limb. The medical symptoms may be an illness, injury, severe pain, or a medical condition that is quickly getting worse.</p> <p>Cost sharing for necessary emergency services furnished out-of-network is the same as for such services furnished in-network.</p> <p><i>[Also identify whether this coverage is only covered within the U.S. as required or whether emergency care is also available as a supplemental benefit that provides world-wide emergency/urgent coverage.]</i></p>	<p><i>[List copays /coinsurance. If applicable, explain that cost-sharing is waived if member admitted to hospital.]</i></p> <p>If you receive emergency care at an out-of-network hospital and need inpatient care after your emergency condition is stabilized, <i>[Insert one or both: you must return to a network hospital in order for your care to continue to be covered OR you must have your inpatient care at the out-of-network hospital authorized by the plan and your cost is the [Insert if applicable: highest] cost-sharing you would pay at a network hospital.]</i></p>

**Chapter 4. Benefits Chart (what is covered [plans with cost-sharing insert: and what you pay])**

Services that are covered for you	What you must pay when you get these services
 <b>Health and wellness education programs</b> <i>[These are programs focused on health conditions such as high blood pressure, cholesterol, asthma, and special diets. Programs designed to enrich the health and lifestyles of members include weight management, fitness, and stress management. Describe the nature of the programs here. If this benefit is not applicable, plans should delete this row.]</i>	<i>[List copays / coinsurance / deductible]</i>
<b>Hearing services</b> Diagnostic hearing and balance evaluations performed by your <i>[insert as applicable: PCP OR provider]</i> to determine if you need medical treatment are covered as outpatient care when furnished by a physician, audiologist, or other qualified provider. <i>[List any additional benefits offered, such as routine hearing exams, hearing aids, and evaluations for fitting hearing aids.]</i>	<i>[List copays / coinsurance / deductible]</i>
 <b>HIV screening</b> For people who ask for an HIV screening test or who are at increased risk for HIV infection, we cover: <ul style="list-style-type: none"> <li>• One screening exam every 12 months</li> </ul> For women who are pregnant, we cover: <ul style="list-style-type: none"> <li>• Up to three screening exams during a pregnancy</li> </ul> <i>[Also list any additional benefits offered.]</i>	There is no coinsurance, copayment, or deductible for members eligible for Medicare-covered preventive HIV screening.


## Chapter 4. Benefits Chart (what is covered [plans with cost-sharing insert: and what you pay])

Services that are covered for you	What you must pay when you get these services
<p><b>Home health agency care</b></p> <p><i>[If needed, plans may revise language related to the doctor certification requirement.]</i> Prior to receiving home health services, a doctor must certify that you need home health services and will order home health services to be provided by a home health agency. You must be homebound, which means leaving home is a major effort.</p> <p>Covered services include, but are not limited to:</p> <ul style="list-style-type: none"> <li>• Part-time or intermittent skilled nursing and home health aide services (To be covered under the home health care benefit, your skilled nursing and home health aide services combined must total fewer than 8 hours per day and 35 hours per week)</li> <li>• Physical therapy, occupational therapy, and speech therapy</li> <li>• Medical and social services</li> <li>• Medical equipment and supplies</li> </ul>	<p><i>[List copays / coinsurance / deductible]</i></p>
<p><b>Hospice care</b></p> <p>You may receive care from any Medicare-certified hospice program. You are eligible for the hospice benefit when your doctor and the hospice medical director have given you a terminal prognosis certifying that you're terminally ill and have 6 months or less to live if your illness runs its normal course. Your hospice doctor can be a network provider or an out-of-network provider. Covered services include:</p> <ul style="list-style-type: none"> <li>• Drugs for symptom control and pain relief</li> <li>• Short-term respite care</li> <li>• Home care</li> </ul> <p><u>For hospice services and for services that are covered by Medicare Part A or B and are related to your terminal prognosis:</u> Original Medicare (rather than our plan) will pay for your hospice services related to your terminal prognosis. While you are in the hospice program, your hospice provider will bill Original Medicare for the services that Original Medicare pays for.</p>	<p>When you enroll in a Medicare-certified hospice program, your hospice services and your Part A and Part B services related to your terminal prognosis are paid for by Original Medicare, not <i>[insert 2018 plan name]</i>.</p> <p><i>[Include information about cost-sharing for hospice consultation services if applicable.]</i></p>

## Chapter 4. Benefits Chart (what is covered [plans with cost-sharing insert: and what you pay])

Services that are covered for you	What you must pay when you get these services
<b>Hospice care (continued)</b>	
<p><u>For services that are covered by Medicare Part A or B and are not related to your terminal prognosis:</u> If you need non-emergency, non-urgently needed services that are covered under Medicare Part A or B and that are not related to your terminal prognosis, your cost for these services depends on whether you use a provider in our plan's network:</p>	
<ul style="list-style-type: none"> <li>• If you obtain the covered services from a network provider, you only pay the plan cost-sharing amount for in-network services</li> <li>• If you obtain the covered services from an out-of-network provider, you pay the cost-sharing under Fee-for-Service Medicare (Original Medicare)</li> </ul>	
<p><u>For services that are covered by <a href="#">[insert 2018 plan name]</a> but are not covered by Medicare Part A or B:</u> <a href="#">[insert 2018 plan name]</a> will continue to cover plan-covered services that are not covered under Part A or B whether or not they are related to your terminal prognosis. You pay your plan cost-sharing amount for these services.</p>	
<p><u>For drugs that may be covered by the plan's Part D benefit:</u> Drugs are never covered by both hospice and our plan at the same time. For more information, please see Chapter 5, Section 9.4 (<i>What if you're in Medicare-certified hospice</i>)</p>	
<p><b>Note:</b> If you need non-hospice care (care that is not related to your terminal prognosis), you should contact us to arrange the services.</p>	
<p><a href="#">[Insert if applicable, edit as appropriate: Our plan covers hospice consultation services (one time only) for a terminally ill person who hasn't elected the hospice benefit.]</a></p>	

## Chapter 4. Benefits Chart (what is covered [plans with cost-sharing insert: and what you pay])

Services that are covered for you	What you must pay when you get these services
<p> <b>Immunizations</b></p> <p>Covered Medicare Part B services include:</p> <ul style="list-style-type: none"> <li>• Pneumonia vaccine</li> <li>• Flu shots, once a year in the fall or winter</li> <li>• Hepatitis B vaccine if you are at high or intermediate risk of getting Hepatitis B</li> <li>• Other vaccines if you are at risk and they meet Medicare Part B coverage rules</li> </ul> <p>We also cover some vaccines under our Part D prescription drug benefit.</p> <p><i>[Also list any additional benefits offered.]</i></p>	<p>There is no coinsurance, copayment, or deductible for the pneumonia, influenza, and Hepatitis B vaccines.</p>
<p><b>Inpatient hospital care</b></p> <p>Includes inpatient acute, inpatient rehabilitation, long-term care hospitals and other types of inpatient hospital services. Inpatient hospital care starts the day you are formally admitted to the hospital with a doctor's order. The day before you are discharged is your last inpatient day.</p> <p><i>[List days covered and any restrictions that apply.]</i> Covered services include but are not limited to:</p> <ul style="list-style-type: none"> <li>• Semi-private room (or a private room if medically necessary)</li> <li>• Meals including special diets</li> <li>• Regular nursing services</li> <li>• Costs of special care units (such as intensive care or coronary care units)</li> <li>• Drugs and medications</li> <li>• Lab tests</li> <li>• X-rays and other radiology services</li> <li>• Necessary surgical and medical supplies</li> <li>• Use of appliances, such as wheelchairs</li> <li>• Operating and recovery room costs</li> <li>• Physical, occupational, and speech language therapy</li> <li>• Inpatient substance abuse services</li> </ul>	<p><i>[List all cost-sharing (deductible, copayments/coinsurance) and the period for which they will be charged. If cost-sharing is based on the Original Medicare or a plan-defined benefit period, include definition/explanation of approved benefit period here. Plans that use per-admission deductible include: A per admission deductible is applied once during the defined benefit period. [In addition, if applicable, explain all other cost-sharing that is charged during a benefit period.]]</i></p>

## Chapter 4. Benefits Chart (what is covered [plans with cost-sharing insert: and what you pay])

Services that are covered for you	What you must pay when you get these services
<p><b>Inpatient hospital care (continued)</b></p> <ul style="list-style-type: none"> <li>Under certain conditions, the following types of transplants are covered: corneal, kidney, kidney-pancreatic, heart, liver, lung, heart/lung, bone marrow, stem cell, and intestinal/multivisceral. If you need a transplant, we will arrange to have your case reviewed by a Medicare-approved transplant center that will decide whether you are a candidate for a transplant. <i>[Plans with a provider network insert: Transplant providers may be local or outside of the service area. If our in-network transplant services are at a distant location, you may choose to go locally or distant as long as the local transplant providers are willing to accept the Original Medicare rate. If [insert 2018 plan name] provides transplant services at a distant location (outside of the service area) and you choose to obtain transplants at this distant location, we will arrange or pay for appropriate lodging and transportation costs for you and a companion.] [Plans may further define the specifics of transplant travel coverage.]</i></li> <li>Blood - including storage and administration. Coverage of whole blood and packed red cells begins only with the fourth pint of blood that you need - you must either pay the costs for the first 3 pints of blood you get in a calendar year or have the blood donated by you or someone else. All other components of blood are covered beginning with the first pint used. <i>[Modify as necessary if the plan begins coverage with an earlier pint.]</i></li> <li>Physician services</li> </ul>	<p><i>[If cost-sharing is <b>not</b> based on the Original Medicare or plan-defined benefit period, explain here when the cost-sharing will be applied. If it is charged on a per admission basis, include as applicable: A deductible and/or other cost-sharing is charged for each inpatient stay.]</i></p> <p><i>[If inpatient cost-sharing varies based on hospital tier, enter that cost-sharing in the data entry fields.]</i></p> <p>If you get <i>[insert if applicable: authorized]</i> inpatient care at an out-of-network hospital after your emergency condition is stabilized, your cost is the <i>[insert if applicable: highest]</i> cost-sharing you would pay at a network hospital.</p>
<p><b>Note:</b> To be an inpatient, your provider must write an order to admit you formally as an inpatient of the hospital. Even if you stay in the hospital overnight, you might still be considered an “outpatient.” If you are not sure if you are an inpatient or an outpatient, you should ask the hospital staff.</p>	
<p>You can also find more information in a Medicare fact sheet called “Are You a Hospital Inpatient or Outpatient? If You Have Medicare – Ask!” This fact sheet is available on the Web at <a href="https://www.medicare.gov/Pubs/pdf/11435.pdf">https://www.medicare.gov/Pubs/pdf/11435.pdf</a> or by calling 1-800-MEDICARE (1-800-633-4227). TTY users call 1-877-486-2048. You can call these numbers for free, 24 hours a day, 7 days a week.</p>	

## Chapter 4. Benefits Chart (what is covered [plans with cost-sharing insert: and what you pay])


Services that are covered for you	What you must pay when you get these services
<p><b>Inpatient mental health care</b></p> <ul style="list-style-type: none"> <li>Covered services include mental health care services that require a hospital stay. <i>[List days covered, restrictions such as 190-day lifetime limit for inpatient services in a psychiatric hospital. The 190-day limit does not apply to inpatient mental health services provided in a psychiatric unit of a general hospital.]</i></li> </ul>	<p><i>[List all cost-sharing (deductible, copayments/coinsurance) and the period for which they will be charged. If cost-sharing is based on the Original Medicare or a plan-defined benefit period, include definition/explanation of approved benefit period here. Plans that use per-admission deductible include: A per admission deductible is applied once during the defined benefit period. [In addition, if applicable, explain all other cost-sharing that is charged during a benefit period.]]</i></p> <p><i>[If cost-sharing is <b>not</b> based on the Original Medicare or plan-defined benefit period, explain here when the cost-sharing will be applied. If it is charged on a per admission basis, include as applicable: A deductible and/or other cost-sharing is charged for each inpatient stay.]</i></p>



**Chapter 4. Benefits Chart (what is covered [plans with cost-sharing insert: and what you pay])**

Services that are covered for you	What you must pay when you get these services
<p><b>Inpatient stay: Covered services received in a hospital or SNF during a non-covered inpatient stay</b></p> <p><i>[Plans with no day limitations on a plan's hospital or SNF coverage may modify or delete this row as appropriate.]</i></p> <p>If you have exhausted your inpatient benefits or if the inpatient stay is not reasonable and necessary, we will not cover your inpatient stay. However, in some cases, we will cover certain services you receive while you are in the hospital or the skilled nursing facility (SNF). Covered services include but are not limited to:</p> <ul style="list-style-type: none"> <li>• Physician services</li> <li>• Diagnostic tests (like lab tests)</li> <li>• X-ray, radium, and isotope therapy including technician materials and services</li> <li>• Surgical dressings</li> <li>• Splints, casts and other devices used to reduce fractures and dislocations</li> <li>• Prosthetics and orthotics devices (other than dental) that replace all or part of an internal body organ (including contiguous tissue), or all or part of the function of a permanently inoperative or malfunctioning internal body organ, including replacement or repairs of such devices</li> <li>• Leg, arm, back, and neck braces; trusses; and artificial legs, arms, and eyes including adjustments, repairs, and replacements required because of breakage, wear, loss, or a change in the patient's physical condition</li> <li>• Physical therapy, speech therapy, and occupational therapy</li> </ul>	<p><i>[List copays / coinsurance / deductible]</i></p>


## Chapter 4. Benefits Chart (what is covered [plans with cost-sharing insert: and what you pay])

Services that are covered for you	What you must pay when you get these services
<p> <b>Medical nutrition therapy</b></p> <p>This benefit is for people with diabetes, renal (kidney) disease (but not on dialysis), or after a kidney transplant when <i>[insert as appropriate: referred OR ordered]</i> by your doctor.</p> <p>We cover 3 hours of one-on-one counseling services during your first year that you receive medical nutrition therapy services under Medicare (this includes our plan, any other Medicare Advantage plan, or Original Medicare), and 2 hours each year after that. If your condition, treatment, or diagnosis changes, you may be able to receive more hours of treatment with a physician's <i>[insert as appropriate: referral OR order]</i>. A physician must prescribe these services and renew their <i>[insert as appropriate: referral OR order]</i> yearly if your treatment is needed into the next calendar year.</p> <p><i>[Also list any additional benefits offered.]</i></p>	<p>There is no coinsurance, copayment, or deductible for members eligible for Medicare-covered medical nutrition therapy services.</p>

## Chapter 4. Benefits Chart (what is covered [plans with cost-sharing insert: and what you pay])

Services that are covered for you	What you must pay when you get these services
<p><b>Medicare Diabetes Prevention Program (MDPP)</b></p> <p>MDPP services will be covered for eligible Medicare beneficiaries under all Medicare health plans.</p> <p>MDPP is a structured health behavior change intervention that provides practical training in long-term dietary change, increased physical activity, and problem-solving strategies for overcoming challenges to sustaining weight loss and a healthy lifestyle.</p> <p><b>Medicare Part B prescription drugs</b></p> <p>These drugs are covered under Part B of Original Medicare. Members of our plan receive coverage for these drugs through our plan. Covered drugs include:</p> <ul style="list-style-type: none"> <li>• Drugs that usually aren't self-administered by the patient and are injected or infused while you are getting physician, hospital outpatient, or ambulatory surgical center services</li> <li>• Drugs you take using durable medical equipment (such as nebulizers) that were authorized by the plan</li> <li>• Clotting factors you give yourself by injection if you have hemophilia</li> <li>• Immunosuppressive drugs, if you were enrolled in Medicare Part A at the time of the organ transplant</li> <li>• Injectable osteoporosis drugs, if you are homebound, have a bone fracture that a doctor certifies was related to post-menopausal osteoporosis, and cannot self-administer the drug</li> <li>• Antigens</li> <li>• Certain oral anti-cancer drugs and anti-nausea drugs</li> <li>• Certain drugs for home dialysis, including heparin, the antidote for heparin when medically necessary, topical anesthetics, and erythropoiesis-stimulating agents <a href="#">[plans may delete any of the following drugs that are not covered under the plan]</a> (such as Epogen®, Procrit®, Epoetin Alfa, Aranesp®, or Darbepoetin Alfa)</li> <li>• Intravenous Immune Globulin for the home treatment of primary immune deficiency diseases</li> </ul>	<p>There is no coinsurance, copayment, or deductible for the MDPP benefit.</p>
<p>Chapter 5 explains the Part D prescription drug benefit, including rules you must follow to have prescriptions covered. What you pay for your Part D prescription drugs through our plan is explained in Chapter 6.</p>	

## Chapter 4. Benefits Chart (what is covered [plans with cost-sharing insert: and what you pay])

Services that are covered for you	What you must pay when you get these services
<p> <b>Obesity screening and therapy to promote sustained weight loss</b></p> <p>If you have a body mass index of 30 or more, we cover intensive counseling to help you lose weight. This counseling is covered if you get it in a primary care setting, where it can be coordinated with your comprehensive prevention plan. Talk to your primary care doctor or practitioner to find out more.</p> <p><i>[Also list any additional benefits offered.]</i></p>	<p>There is no coinsurance, copayment, or deductible for preventive obesity screening and therapy.</p>
<p><b>Outpatient diagnostic tests and therapeutic services and supplies</b></p> <p>Covered services include, but are not limited to:</p> <ul style="list-style-type: none"> <li>• X-rays</li> <li>• Radiation (radium and isotope) therapy including technician materials and supplies <i>[List separately any services for which a separate copay/coinsurance applies over and above the outpatient radiation therapy copay/coinsurance.]</i></li> <li>• Surgical supplies, such as dressings</li> <li>• Splints, casts and other devices used to reduce fractures and dislocations</li> <li>• Laboratory tests</li> <li>• Blood - including storage and administration. Coverage of whole blood and packed red cells begins only with the fourth pint of blood that you need - you must either pay the costs for the first 3 pints of blood you get in a calendar year or have the blood donated by you or someone else. All other components of blood are covered beginning with the first pint used. <i>[Modify as necessary if the plan begins coverage with an earlier pint.]</i></li> <li>• Other outpatient diagnostic tests <i>[Plans can include other covered tests as appropriate.]</i></li> </ul>	<p><i>[List copays / coinsurance / deductible]</i></p>

## Chapter 4. Benefits Chart (what is covered [plans with cost-sharing insert: and what you pay])

Services that are covered for you	What you must pay when you get these services
<b>Outpatient hospital services</b>	<i>[List copays / coinsurance / deductible]</i>
<p>We cover medically-necessary services you get in the outpatient department of a hospital for diagnosis or treatment of an illness or injury.</p>	
<p>Covered services include, but are not limited to:</p>	
<ul style="list-style-type: none"> <li>• Services in an emergency department or outpatient clinic, such as observation services or outpatient surgery</li> <li>• Laboratory and diagnostic tests billed by the hospital</li> <li>• Mental health care, including care in a partial-hospitalization program, if a doctor certifies that inpatient treatment would be required without it</li> <li>• X-rays and other radiology services billed by the hospital</li> <li>• Medical supplies such as splints and casts</li> <li>• Certain drugs and biologicals that you can't give yourself</li> </ul>	
<p><b>Note:</b> Unless the provider has written an order to admit you as an inpatient to the hospital, you are an outpatient and pay the cost-sharing amounts for outpatient hospital services. Even if you stay in the hospital overnight, you might still be considered an "outpatient." If you are not sure if you are an outpatient, you should ask the hospital staff.</p>	
<p>You can also find more information in a Medicare fact sheet called "Are You a Hospital Inpatient or Outpatient? If You Have Medicare – Ask!" This fact sheet is available on the Web at <a href="https://www.medicare.gov/Pubs/pdf/11435.pdf">https://www.medicare.gov/Pubs/pdf/11435.pdf</a> or by calling 1-800-MEDICARE (1-800-633-4227). TTY users call 1-877-486-2048. You can call these numbers for free, 24 hours a day, 7 days a week.</p>	
<p><i>[Also list any additional benefits offered.]</i></p>	
<b>Outpatient mental health care</b>	<i>[List copays / coinsurance / deductible]</i>
<p>Covered services include:</p>	
<p>Mental health services provided by a state-licensed psychiatrist or doctor, clinical psychologist, clinical social worker, clinical nurse specialist, nurse practitioner, physician assistant, or other Medicare-qualified mental health care professional as allowed under applicable state laws.</p>	
<p><i>[Also list any additional benefits offered.]</i></p>	



## Chapter 4. Benefits Chart (what is covered [plans with cost-sharing insert: and what you pay])

Services that are covered for you	What you must pay when you get these services
<p><b>Outpatient rehabilitation services</b></p> <p>Covered services include: physical therapy, occupational therapy, and speech language therapy.</p> <p>Outpatient rehabilitation services are provided in various outpatient settings, such as hospital outpatient departments, independent therapist offices, and Comprehensive Outpatient Rehabilitation Facilities (CORFs).</p>	<p><i>[List copays / coinsurance / deductible]</i></p>
<p><b>Outpatient substance abuse services</b></p> <p><i>[Describe the plan's benefits for outpatient substance abuse services.]</i></p>	<p><i>[List copays / coinsurance / deductible]</i></p>
<p><b>Outpatient surgery, including services provided at hospital outpatient facilities and ambulatory surgical centers</b></p> <p><b>Note:</b> If you are having surgery in a hospital facility, you should check with your provider about whether you will be an inpatient or outpatient. Unless the provider writes an order to admit you as an inpatient to the hospital, you are an outpatient and pay the cost-sharing amounts for outpatient surgery. Even if you stay in the hospital overnight, you might still be considered an "outpatient."</p>	<p><i>[List copays / coinsurance / deductible]</i></p>
<p><b>Partial hospitalization services</b></p> <p>"Partial hospitalization" is a structured program of active psychiatric treatment provided as a hospital outpatient service or by a community mental health center, that is more intense than the care received in your doctor's or therapist's office and is an alternative to inpatient hospitalization.</p> <p><i>[Network plans that do not have an in-network community mental health center may add: <b>Note:</b> Because there are no community mental health centers in our network, we cover partial hospitalization only as a hospital outpatient service.]</i></p>	<p><i>[List copays / coinsurance / deductible]</i></p>

## Chapter 4. Benefits Chart (what is covered [plans with cost-sharing insert: and what you pay])



Services that are covered for you	What you must pay when you get these services
<p><b>Physician/Practitioner services, including doctor's office visits</b></p> <p>Covered services include:</p> <ul style="list-style-type: none"> <li>• Medically-necessary medical care or surgery services furnished in a physician's office, certified ambulatory surgical center, hospital outpatient department, or any other location</li> <li>• Consultation, diagnosis, and treatment by a specialist</li> <li>• Basic hearing and balance exams performed by your <i>[insert as applicable: PCP OR specialist]</i>, if your doctor orders it to see if you need medical treatment</li> <li>• <i>[Insert if the plan has a service area and providers/locations that qualify for telehealth services under the Medicare requirements: Certain telehealth services including consultation, diagnosis, and treatment by a physician or practitioner for patients in certain rural areas or other locations approved by Medicare]</i></li> <li>• Second opinion <i>[Insert if appropriate: by another network provider]</i> prior to surgery</li> <li>• Non-routine dental care (covered services are limited to surgery of the jaw or related structures, setting fractures of the jaw or facial bones, extraction of teeth to prepare the jaw for radiation treatments of neoplastic cancer disease, or services that would be covered when provided by a physician)</li> </ul> <p><i>[Also list any additional benefits offered.]</i></p>	<p><i>[List copays / coinsurance / deductible]</i></p>
<p><b>Podiatry services</b></p> <p>Covered services include:</p> <ul style="list-style-type: none"> <li>• Diagnosis and the medical or surgical treatment of injuries and diseases of the feet (such as hammer toe or heel spurs).</li> <li>• Routine foot care for members with certain medical conditions affecting the lower limbs</li> </ul> <p><i>[Also list any additional benefits offered.]</i></p>	<p><i>[List copays / coinsurance / deductible]</i></p>

**Chapter 4. Benefits Chart (what is covered [plans with cost-sharing insert: and what you pay])**

Services that are covered for you	What you must pay when you get these services
 <b>Prostate cancer screening exams</b> For men age 50 and older, covered services include the following - once every 12 months: <ul style="list-style-type: none"> <li>• Digital rectal exam</li> <li>• Prostate Specific Antigen (PSA) test</li> </ul> <a href="#">[Also list any additional benefits offered.]</a>	There is no coinsurance, copayment, or deductible for an annual PSA test.
<b>Prosthetic devices and related supplies</b> Devices (other than dental) that replace all or part of a body part or function. These include, but are not limited to: colostomy bags and supplies directly related to colostomy care, pacemakers, braces, prosthetic shoes, artificial limbs, and breast prostheses (including a surgical brassiere after a mastectomy). Includes certain supplies related to prosthetic devices, and repair and/or replacement of prosthetic devices. Also includes some coverage following cataract removal or cataract surgery – see “Vision Care” later in this section for more detail.	<a href="#">[List copays / coinsurance / deductible]</a>
<b>Pulmonary rehabilitation services</b> Comprehensive programs of pulmonary rehabilitation are covered for members who have moderate to very severe chronic obstructive pulmonary disease (COPD) and <a href="#">[insert as appropriate: a referral OR an order]</a> for pulmonary rehabilitation from the doctor treating the chronic respiratory disease.  <a href="#">[Also list any additional benefits offered.]</a>	<a href="#">[List copays / coinsurance / deductible]</a>
 <b>Screening and counseling to reduce alcohol misuse</b> We cover one alcohol misuse screening for adults with Medicare (including pregnant women) who misuse alcohol, but aren’t alcohol dependent.  If you screen positive for alcohol misuse, you can get up to 4 brief face-to-face counseling sessions per year (if you’re competent and alert during counseling) provided by a qualified primary care doctor or practitioner in a primary care setting.  <a href="#">[Also list any additional benefits offered.]</a>	There is no coinsurance, copayment, or deductible for the Medicare-covered screening and counseling to reduce alcohol misuse preventive benefit.



## Chapter 4. Benefits Chart (what is covered [plans with cost-sharing insert: and what you pay])

Services that are covered for you	What you must pay when you get these services
<p> <b>Screening for lung cancer with low dose computed tomography (LDCT)</b></p> <p>For qualified individuals, a LDCT is covered every 12 months.</p> <p><b>Eligible members are:</b> people aged 55 – 77 years who have no signs or symptoms of lung cancer, but who have a history of tobacco smoking of at least 30 pack-years and who currently smoke or have quit smoking within the last 15 years, who receive a written order for LDCT during a lung cancer screening counseling and shared decision making visit that meets the Medicare criteria for such visits and be furnished by a physician or qualified non-physician practitioner.</p> <p><i>For LDCT lung cancer screenings after the initial LDCT screening:</i> the member must receive a written order for LDCT lung cancer screening, which may be furnished during any appropriate visit with a physician or qualified non-physician practitioner. If a physician or qualified non-physician practitioner elects to provide a lung cancer screening counseling and shared decision making visit for subsequent lung cancer screenings with LDCT, the visit must meet the Medicare criteria for such visits.</p>	<p>There is no coinsurance, copayment, or deductible for the Medicare covered counseling and shared decision making visit or for the LDCT.</p>
<p> <b>Screening for sexually transmitted infections (STIs) and counseling to prevent STIs</b></p> <p>We cover sexually transmitted infection (STI) screenings for chlamydia, gonorrhea, syphilis, and Hepatitis B. These screenings are covered for pregnant women and for certain people who are at increased risk for an STI when the tests are ordered by a primary care provider. We cover these tests once every 12 months or at certain times during pregnancy.</p> <p>We also cover up to 2 individual 20 to 30 minute, face-to-face high-intensity behavioral counseling sessions each year for sexually active adults at increased risk for STIs. We will only cover these counseling sessions as a preventive service if they are provided by a primary care provider and take place in a primary care setting, such as a doctor's office.</p>	<p>There is no coinsurance, copayment, or deductible for the Medicare-covered screening for STIs and counseling for STIs preventive benefit.</p>

[\[Also list any additional benefits offered.\]](#)

**Chapter 4. Benefits Chart (what is covered [plans with cost-sharing insert: and what you pay])**


---

Services that are covered for you	What you must pay when you get these services
<b>Services to treat kidney disease and conditions</b>	
Covered services include:	
<ul style="list-style-type: none"><li>• Kidney disease education services to teach kidney care and help members make informed decisions about their care. For members with stage IV chronic kidney disease when referred by their doctor, we cover up to six sessions of kidney disease education services per lifetime.</li><li>• Outpatient dialysis treatments (including dialysis treatments when temporarily out of the service area, as explained in Chapter 3)</li><li>• Inpatient dialysis treatments (if you are admitted as an inpatient to a hospital for special care)</li><li>• Self-dialysis training (includes training for you and anyone helping you with your home dialysis treatments)</li><li>• Home dialysis equipment and supplies</li><li>• Certain home support services (such as, when necessary, visits by trained dialysis workers to check on your home dialysis, to help in emergencies, and check your dialysis equipment and water supply)</li></ul>	<a href="#">[List copays / coinsurance / deductible]</a>
Certain drugs for dialysis are covered under your Medicare Part B drug benefit. For information about coverage for Part B Drugs, please go to the section, “Medicare Part B prescription drugs.”	



## Chapter 4. Benefits Chart (what is covered [plans with cost-sharing insert: and what you pay])

Services that are covered for you	What you must pay when you get these services
<p><b>Skilled nursing facility (SNF) care</b></p> <p>(For a definition of “skilled nursing facility care,” see Chapter 12 of this booklet. Skilled nursing facilities are sometimes called “SNFs.”)</p> <p><i>[List days covered and any restrictions that apply, including whether any prior hospital stay is required.]</i> Covered services include but are not limited to:</p> <ul style="list-style-type: none"> <li>• Semiprivate room (or a private room if medically necessary)</li> <li>• Meals, including special diets</li> <li>• Skilled nursing services</li> <li>• Physical therapy, occupational therapy, and speech therapy</li> <li>• Drugs administered to you as part of your plan of care (This includes substances that are naturally present in the body, such as blood clotting factors.)</li> <li>• Blood - including storage and administration. Coverage of whole blood and packed red cells begins only with the fourth pint of blood that you need – you must either pay the costs for the first 3 pints of blood you get in a calendar year or have the blood donated by you or someone else. All other components of blood are covered beginning with the first pint used. <i>[Modify as necessary if the plan begins coverage with an earlier pint.]</i></li> <li>• Medical and surgical supplies ordinarily provided by SNFs</li> <li>• Laboratory tests ordinarily provided by SNFs</li> <li>• X-rays and other radiology services ordinarily provided by SNFs</li> <li>• Use of appliances such as wheelchairs ordinarily provided by SNFs</li> <li>• Physician/Practitioner services</li> </ul> <p>Generally, you will get your SNF care from network facilities. However, under certain conditions listed below, you may be able to get your care from a facility that isn’t a network provider, if the facility accepts our plan’s amounts for payment.</p> <ul style="list-style-type: none"> <li>• A nursing home or continuing care retirement community where you were living right before you went to the hospital (as long as it provides skilled nursing facility care).</li> <li>• A SNF where your spouse is living at the time you leave the hospital.</li> </ul>	<p><i>[List copays / coinsurance/ deductible. If cost-sharing is based on benefit period, include definition / explanation of BID approved benefit period here.]</i></p>

**Chapter 4. Benefits Chart (what is covered [plans with cost-sharing insert: and what you pay])**

Services that are covered for you	What you must pay when you get these services
<p> <b>Smoking and tobacco use cessation (counseling to stop smoking or tobacco use)</b></p> <p><u>If you use tobacco, but do not have signs or symptoms of tobacco-related disease:</u> We cover two counseling quit attempts within a 12-month period as a preventive service with no cost to you. Each counseling attempt includes up to four face-to-face visits.</p> <p><u>If you use tobacco and have been diagnosed with a tobacco-related disease or are taking medicine that may be affected by tobacco:</u> We cover cessation counseling services. We cover two counseling quit attempts within a 12-month period; however, you will pay the applicable cost-sharing. Each counseling attempt includes up to four face-to-face visits.</p> <p><i>[Also list any additional benefits offered.]</i></p>	<p>There is no coinsurance, copayment, or deductible for the Medicare-covered smoking and tobacco use cessation preventive benefits.</p>
<p><b>Urgently needed services</b></p> <p>Urgently needed services are provided to treat a non-emergency, unforeseen medical illness, injury, or condition that requires immediate medical care. Urgently needed services may be furnished by network providers or by out-of-network providers when network providers are temporarily unavailable or inaccessible.</p> <p>Cost sharing for necessary urgently needed services furnished out-of-network is the same as for such services furnished in-network.</p> <p><i>[Include in-network benefits. Also identify whether this coverage is within the U.S. or as a supplemental world-wide emergency/urgent coverage.]</i></p>	<p><i>[List copays / coinsurance. Plans should include different copayments for contracted urgent care centers, if applicable.]</i></p>

## Chapter 4. Benefits Chart (what is covered [plans with cost-sharing insert: and what you pay])

Services that are covered for you	What you must pay when you get these services
<p> <b>Vision care</b></p> <p>Covered services include:</p> <ul style="list-style-type: none"> <li>• Outpatient physician services for the diagnosis and treatment of diseases and injuries of the eye, including treatment for age-related macular degeneration. Original Medicare doesn't cover routine eye exams (eye refractions) for eyeglasses/contacts.</li> <li>• For people who are at high risk of glaucoma, we will cover one glaucoma screening each year. People at high risk of glaucoma include: people with a family history of glaucoma, people with diabetes, African-Americans who are age 50 and older, and Hispanic Americans who are 65 or older.</li> <li>• For people with diabetes, screening for diabetic retinopathy is covered once per year.</li> <li>• <i>[Adapt this description if the plan offers more than is covered by Original Medicare.]</i> One pair of eyeglasses or contact lenses after each cataract surgery that includes insertion of an intraocular lens. (If you have two separate cataract operations, you cannot reserve the benefit after the first surgery and purchase two eyeglasses after the second surgery.)</li> </ul> <p><i>[Also list any additional benefits offered, such as supplemental vision exams or glasses. If the additional vision benefits are optional supplemental benefits, they should not be included in the benefits chart; they should be described within Section 2.2.]</i></p>	<p><i>[List copays / coinsurance / deductible]</i></p>
<p> <b>“Welcome to Medicare” Preventive Visit</b></p> <p>The plan covers the one-time “Welcome to Medicare” preventive visit. The visit includes a review of your health, as well as education and counseling about the preventive services you need (including certain screenings and shots), and referrals for other care if needed.</p> <p><b>Important:</b> We cover the “Welcome to Medicare” preventive visit only within the first 12 months you have Medicare Part B. When you make your appointment, let your doctor’s office know you would like to schedule your “Welcome to Medicare” preventive visit.</p>	<p>There is no coinsurance, copayment, or deductible for the “Welcome to Medicare” preventive visit.</p>

**Chapter 4. Benefits Chart (what is covered [plans with cost-sharing insert: and what you pay])****Section 2.2      Extra “optional supplemental” benefits you can buy**

*[Include this section if you offer optional supplemental benefits in the plan and describe benefits below. Plans must explain how these benefits are different than what is covered under Medicaid and must indicate if any of the optional supplemental benefits are covered by Medicaid. You may include this section either in the EOC or as an insert to the EOC.]*

Our plan offers some extra benefits that are not covered by Original Medicare and not included in your benefits package as a plan member. These extra benefits are called “**Optional Supplemental Benefits.**” If you want these optional supplemental benefits, you must sign up for them *[insert if applicable: and you may have to pay an additional premium for them]*. The optional supplemental benefits described in *[insert as applicable: this section OR the enclosed insert]* are subject to the same appeals process as any other benefits.

*[Insert plan specific optional benefits, premiums, deductible, copays and coinsurance and rules using a chart like the Benefits Chart above. Insert plan specific procedures on how to elect optional supplemental coverage, including application process and effective dates and on how to discontinue optional supplemental coverage, including refund of premiums. Also insert any restrictions on members’ re-applying for optional supplemental coverage (e.g., must wait until next annual enrollment period).]*

**Section 2.3      Getting care using our plan’s optional visitor/traveler benefit**

*[If your plan offers a visitor/traveler program to members who are out of your service area, insert this section, adapting and expanding the following paragraphs as needed to describe the traveler benefits and rules related to receiving the out-of-area coverage. If you allow extended periods of enrollment out-of-area per the exception in 42 CFR 422.74(b)(4)(iii) (for more than six months up to 12 months) also explain that here based on the language suggested below.]*

When you are continuously absent from our plan’s service area for more than six months, we usually must disenroll you from our plan. However, we offer as a supplemental benefit a visitor/traveler program *[specify areas where the visitor/traveler program is being offered]*, which will allow you to remain enrolled in our plan when you are outside of our service area for less than 12 months. This program is available to all *[insert 2018 plan name]* members who are temporarily in the visitor/traveler area. Under our visitor/traveler program you may receive all plan covered services at in-network cost-sharing. Please contact the plan for assistance in locating a provider when using the visitor/traveler benefit.

If you are in the visitor/traveler area, you can stay enrolled in our plan until December 31, 2018. If you have not returned to the plan’s service area by December 31, 2018, you will be disenrolled from the plan.]

## Chapter 4. Benefits Chart (what is covered [plans with cost-sharing insert: and what you pay])

### SECTION 3 What services are covered outside of *[insert plan name]*?

#### Section 3.1 Services *not* covered by *[insert plan name]*

*[Plans should modify this section to include additional benefits covered outside the plan by Medicare fee-for-service and/or Medicaid, as appropriate.]*

The following services are not covered by *[insert plan name]* but are available through Medicare *[insert if appropriate: or Medicaid]*.

### SECTION 4 What services are not covered by *[insert as applicable: the plan OR Medicare OR Medicaid]*?

#### Section 4.1 Services *not* covered by *[insert as applicable: the plan OR Medicare]* (*[insert if applicable: Medicare]* exclusions) OR Medicaid

This section tells you what services are “excluded” *[insert if applicable: by Medicare]*. Excluded means that *[insert as applicable: the plan OR Medicare OR Medicaid]* doesn’t cover these services.

The chart below describes some services and items that aren’t covered by *[insert as applicable: the plan OR Medicare OR Medicaid]* under any conditions or are covered by *[insert as applicable: the plan OR Medicare OR Medicaid]* only under specific conditions.

*[Insert as applicable: We OR Medicare OR Medicaid]* won’t pay for the excluded medical services listed in the chart below except under the specific conditions listed. The only exception: we will pay if a service in the chart below is found upon appeal to be a medical service that we should have paid for or covered because of your specific situation. (For information about appealing a decision we have made to not cover a medical service, go to Chapter 9, Section 6.3 in this booklet.)

All exclusions or limitations on services are described in the Benefits Chart or in the chart below.

*[The services listed in the chart are excluded from Original Medicare’s benefit package. If any services below are covered supplemental Medicare benefits, delete them from this list. If plans partially exclude services excluded by Medicare, they may revise the text accordingly to describe the extent of the exclusion. Plans may add parenthetical references to the Benefits Chart for descriptions of covered services/items as appropriate. Plans may reorder the below excluded services alphabetically, if they wish. Plans may also add exclusions as needed.]*

**Chapter 4. Benefits Chart (what is covered [plans with cost-sharing insert: and what you pay])**

*When Medicare exclusions are covered by the plan under Medicaid, plans should keep the item/service but modify language as needed to indicate that the benefits are covered by the plan under Medicaid.]*

<b>Services not covered by Medicare</b>	<b>Not covered under any condition</b>	<b>Covered only under specific conditions</b>
Services considered not reasonable and necessary, according to the standards of Original Medicare	✓	
Experimental medical and surgical procedures, equipment and medications. Experimental procedures and items are those items and procedures determined by our plan and Original Medicare to not be generally accepted by the medical community.		✓ May be covered by Original Medicare under a Medicare-approved clinical research study or by our plan. (See Chapter 3, Section 5 for more information on clinical research studies.)
Private room in a hospital.		✓ Covered only when medically necessary.
Personal items in your room at a hospital or a skilled nursing facility, such as a telephone or a television.	✓	
Full-time nursing care in your home.	✓	
*Custodial care is care provided in a nursing home, hospice, or other facility setting when you do not require skilled medical care or skilled nursing care.	✓	
Homemaker services include basic household assistance, including light housekeeping or light meal preparation.	✓	



**Chapter 4. Benefits Chart (what is covered [plans with cost-sharing insert: and what you pay])**

Services not covered by Medicare	Not covered under any condition	Covered only under specific conditions
Fees charged for care by your immediate relatives or members of your household.	✓	
Cosmetic surgery or procedures		✓ <ul style="list-style-type: none"> <li>• Covered in cases of an accidental injury or for improvement of the functioning of a malformed body member.</li> <li>• Covered for all stages of reconstruction for a breast after a mastectomy, as well as for the unaffected breast to produce a symmetrical appearance.</li> </ul>
Routine dental care, such as cleanings, fillings or dentures.	✓	
Non-routine dental care		✓ <p>Dental care required to treat illness or injury may be covered as inpatient or outpatient care.</p>
Routine chiropractic care		✓ <p>Manual manipulation of the spine to correct a subluxation is covered.</p>
Routine foot care		✓ <p>Some limited coverage provided according to Medicare guidelines, e.g., if you have diabetes.</p>
Home-delivered meals	✓	
Orthopedic shoes		✓ <p>If shoes are part of a leg brace and are included in the cost of the brace, or the shoes are for a person with diabetic foot disease.</p>

**Chapter 4. Benefits Chart (what is covered [plans with cost-sharing insert: and what you pay])**

Services not covered by Medicare	Not covered under any condition	Covered only under specific conditions
Supportive devices for the feet		✓ Orthopedic or therapeutic shoes for people with diabetic foot disease.
Routine hearing exams, hearing aids, or exams to fit hearing aids.	✓	
Routine eye examinations, eyeglasses, radial keratotomy, LASIK surgery, vision therapy and other low vision aids		✓ Eye exam and one pair of eyeglasses (or contact lenses) are covered for people after cataract surgery.
Reversal of sterilization procedures and or non-prescription contraceptive supplies.	✓	
Acupuncture	✓	
Naturopath services (uses natural or alternative treatments)	✓	

\*Custodial care is personal care that does not require the continuing attention of trained medical or paramedical personnel, such as care that helps you with activities of daily living, such as bathing or dressing.

# CHAPTER 5

*Using the plan's coverage for your  
Part D prescription drugs*

## **Chapter 5. Using the plan's coverage for your Part D prescription drugs**

<b>SECTION 1</b>	<b>Introduction .....</b>	<b>106</b>
Section 1.1	This chapter describes your coverage for Part D drugs.....	106
Section 1.2	Basic rules for the plan's Part D drug coverage.....	107
<b>SECTION 2</b>	<b>Fill your prescription at a network pharmacy <i>[insert if applicable: or through the plan's mail-order service]</i>.....</b>	<b>107</b>
Section 2.1	To have your prescription covered, use a network pharmacy .....	107
Section 2.2	Finding network pharmacies .....	108
Section 2.3	Using the plan's mail-order services .....	109
Section 2.4	How can you get a long-term supply of drugs?.....	111
Section 2.5	When can you use a pharmacy that is not in the plan's network?.....	112
<b>SECTION 3</b>	<b>Your drugs need to be on the plan's "Drug List" .....</b>	<b>113</b>
Section 3.1	The "Drug List" tells which Part D drugs are covered.....	113
Section 3.2	There are <i>[insert number of tiers]</i> "cost-sharing tiers" for drugs on the Drug List.....	114
Section 3.3	How can you find out if a specific drug is on the Drug List? .....	115
<b>SECTION 4</b>	<b>There are restrictions on coverage for some drugs.....</b>	<b>115</b>
Section 4.1	Why do some drugs have restrictions?.....	115
Section 4.2	What kinds of restrictions?.....	116
Section 4.3	Do any of these restrictions apply to your drugs? .....	116
<b>SECTION 5</b>	<b>What if one of your drugs is not covered in the way you'd like it to be covered?.....</b>	<b>117</b>
Section 5.1	There are things you can do if your drug is not covered in the way you'd like it to be covered .....	117
Section 5.2	What can you do if your drug is not on the Drug List or if the drug is restricted in some way? .....	118
Section 5.3	What can you do if your drug is in a cost-sharing tier you think is too high? <i>[Plans with a formulary structure (e.g., no tiers or defined standard coinsurance across all tiers) that does not allow for tiering exceptions: omit Section 5.3]</i> .....	120
<b>SECTION 6</b>	<b>What if your coverage changes for one of your drugs? .....</b>	<b>120</b>
Section 6.1	The Drug List can change during the year .....	120
Section 6.2	What happens if coverage changes for a drug you are taking? .....	121

**Chapter 5. Using the plan's coverage for your Part D prescription drugs**

---

<b>SECTION 7</b>	<b>What types of drugs are <i>not</i> covered by the plan? .....</b>	<b>122</b>
Section 7.1	Types of drugs we do not cover .....	122
<b>SECTION 8</b>	<b>Show your plan membership card when you fill a prescription.....</b>	<b>123</b>
Section 8.1	Show your membership card .....	123
Section 8.2	What if you don't have your membership card with you? .....	124
<b>SECTION 9</b>	<b>Part D drug coverage in special situations .....</b>	<b>124</b>
Section 9.1	What if you're in a hospital or a skilled nursing facility for a stay that is covered by the plan? .....	124
Section 9.2	What if you're a resident in a long-term care (LTC) facility? .....	124
Section 9.3	What if you're also getting drug coverage from an employer or retiree group plan? .....	125
Section 9.4	What if you're in Medicare-certified hospice? .....	125
<b>SECTION 10</b>	<b>Programs on drug safety and managing medications .....</b>	<b>126</b>
Section 10.1	Programs to help members use drugs safely .....	126
Section 10.2	Medication Therapy Management (MTM) <i>[insert if plan has other medication management programs "and other"]</i> program <i>[insert if applicable "s"]</i> to help members manage their medications .....	126

**Chapter 5. Using the plan's coverage for your Part D prescription drugs**

---



**How can you get information about your drug costs *[plans that are approved to exclusively enroll QMBs, SLMBs, QIs, or dual eligible individuals with full Medicaid benefits, omit the rest of this question]* if you're receiving "Extra Help" with your Part D prescription drug costs?**

*[Plans that are approved to exclusively enroll QMBs, SLMBs, QIs, or dual eligible individuals with full Medicaid benefits insert this language: Because you are eligible for Medicaid, you qualify for and are getting "Extra Help" from Medicare to pay for your prescription drug plan costs. Because you are in the "Extra Help" program, **some information in this Evidence of Coverage about the costs for Part D prescription drugs** *[insert as applicable: may OR does] not apply to you.* *[Other plans insert: Most of our members qualify for and are getting "Extra Help" from Medicare to pay for their prescription drug plan costs. If you are in the "Extra Help" program, **some information in this Evidence of Coverage about the costs for Part D prescription drugs** *[insert as applicable: may OR does] not apply to you.* *[If not applicable, omit information about the LIS Rider.]* We *[insert as appropriate: have included OR sent you]* a separate insert, called the "Evidence of Coverage Rider for People Who Get Extra Help Paying for Prescription Drugs" (also known as the "Low Income Subsidy Rider" or the "LIS Rider"), which tells you about your drug coverage. If you don't have this insert, please call Member Services and ask for the "LIS Rider." (Phone numbers for Member Services are printed on the back cover of this booklet.)**

---

**SECTION 1 Introduction**

---

**Section 1.1 This chapter describes your coverage for Part D drugs**

This chapter **explains rules for using your coverage for Part D drugs.** *[Plans with no cost-sharing, delete the next sentence.]* The next chapter tells what you pay for Part D drugs (Chapter 6, *What you pay for your Part D prescription drugs*).

In addition to your coverage for Part D drugs, *[insert 2018 plan name]* also covers some drugs under the plan's medical benefits. Through its coverage of Medicare Part A benefits, our plan generally covers drugs you are given during covered stays in the hospital or in a skilled nursing facility. Through its coverage of Medicare Part B benefits, our plan covers drugs including certain chemotherapy drugs, certain drug injections you are given during an office visit, and drugs you are given at a dialysis facility. Chapter 4 (*Medical Benefits Chart, what is covered and what you pay*) tells about the benefits and costs for drugs during a covered hospital or skilled nursing facility stay, as well as your benefits and costs for Part B drugs.

Your drugs may be covered by Original Medicare if you are in Medicare hospice. Our plan only covers Medicare Parts A, B, and D services and drugs that are unrelated to your terminal prognosis and related conditions and therefore not covered under the Medicare hospice benefit. For more information, please see Section 9.4 (*What if you're in Medicare-certified hospice*). For

**Chapter 5. Using the plan's coverage for your Part D prescription drugs**

---

information on hospice coverage, see the hospice section of Chapter 4 (*Medical Benefits Chart, what is covered and what you pay*).

The following sections discuss coverage of your drugs under the plan's Part D benefit rules. Section 9, *Part D drug coverage in special situations* includes more information on your Part D coverage and Original Medicare.

In addition to the drugs covered by Medicare, some prescription drugs are covered for you under your Medicaid benefits. [\[Insert as appropriate: The Drug List tells you how to find out about your Medicaid drug coverage. OR \[Insert language about where member can learn about Medicaid drug coverage\].\]](#)

<b>Section 1.2</b>	<b>Basic rules for the plan's Part D drug coverage</b>
--------------------	--

The plan will generally cover your drugs as long as you follow these basic rules:

- You must have a provider (a doctor, dentist or other prescriber) write your prescription.
- Your prescriber must either accept Medicare or file documentation with CMS showing that he or she is qualified to write prescriptions, or your Part D claim will be denied. You should ask your prescribers the next time you call or visit if they meet this condition. If not, please be aware it takes time for your prescriber to submit the necessary paperwork to be processed.
- You generally must use a network pharmacy to fill your prescription. (See Section 2, *Fill your prescriptions at a network pharmacy* [\[insert if applicable: or through the plan's mail-order service\]](#).)
- Your drug must be on the plan's *List of Covered Drugs (Formulary)* (we call it the "Drug List" for short). (See Section 3, *Your drugs need to be on the plan's "Drug List."*)
- Your drug must be used for a medically accepted indication. A "medically accepted indication" is a use of the drug that is either approved by the Food and Drug Administration or supported by certain reference books. (See Section 3 for more information about a medically accepted indication.)

---

<b>SECTION 2</b>	<b>Fill your prescription at a network pharmacy <a href="#">[insert if applicable: or through the plan's mail-order service]</a></b>
------------------	--

---

<b>Section 2.1</b>	<b>To have your prescription covered, use a network pharmacy</b>
--------------------	--

In most cases, your prescriptions are covered *only* if they are filled at the plan's network pharmacies. (See Section 2.5 for information about when we would cover prescriptions filled at out-of-network pharmacies.)

**Chapter 5. Using the plan's coverage for your Part D prescription drugs**

---

A network pharmacy is a pharmacy that has a contract with the plan to provide your covered prescription drugs. The term “covered drugs” means all of the Part D prescription drugs that are covered on the plan's Drug List.

*[Include if plan has pharmacies that offer preferred cost-sharing in its networks: Our network includes pharmacies that offer standard cost-sharing and pharmacies that offer preferred cost-sharing. You may go to either type of network pharmacy to receive your covered prescription drugs. Your cost-sharing may be less at pharmacies with preferred cost-sharing.]*

<b>Section 2.2</b>	<b>Finding network pharmacies</b>
--------------------	-----------------------------------

**How do you find a network pharmacy in your area?**

To find a network pharmacy, you can look in your *Pharmacy Directory*, visit our website (*[insert URL]*), or call Member Services (phone numbers are printed on the back cover of this booklet).

You may go to any of our network pharmacies. *[Insert if plan has pharmacies that offer preferred cost-sharing in its network: However, your costs may be even less for your covered drugs if you use a network pharmacy that offers preferred cost-sharing rather than a network pharmacy that offers standard cost-sharing. The Pharmacy Directory will tell you which of the network pharmacies offer preferred cost-sharing. You can find out more about how your out-of-pocket costs could be different for different drugs by contacting us.] [Plans in which members do not need to take any action to switch their prescriptions may delete the following sentence.]* If you switch from one network pharmacy to another, and you need a refill of a drug you have been taking, you can ask *[insert if applicable: either to have a new prescription written by a provider or]* to have your prescription transferred to your new network pharmacy.

**What if the pharmacy you have been using leaves the network?**

If the pharmacy you have been using leaves the plan's network, you will have to find a new pharmacy that is in the network. *[Insert if applicable: Or if the pharmacy you have been using stays within the network but is no longer offering preferred cost-sharing, you may want to switch to a different pharmacy.]* To find another network pharmacy in your area, you can get help from Member Services (phone numbers are printed on the back cover of this booklet) or use the *Pharmacy Directory*. *[Insert if applicable: You can also find information on our website at [insert website address].]*

**What if you need a specialized pharmacy?**

Sometimes prescriptions must be filled at a specialized pharmacy. Specialized pharmacies include:

- Pharmacies that supply drugs for home infusion therapy. *[Plans may insert additional information about home infusion pharmacy services in the plan's network.]*



**Chapter 5. Using the plan's coverage for your Part D prescription drugs**

---

- Pharmacies that supply drugs for residents of a long-term care (LTC) facility. Usually, a long-term care facility (such as a nursing home) has its own pharmacy. If you are in an LTC facility, we must ensure that you are able to routinely receive your Part D benefits through our network of LTC pharmacies, which is typically the pharmacy that the LTC facility uses. If you have any difficulty accessing your Part D benefits in an LTC facility, please contact Member Services. *[Plans may insert additional information about LTC pharmacy services in the plan's network.]*
- Pharmacies that serve the Indian Health Service / Tribal / Urban Indian Health Program (not available in Puerto Rico). Except in emergencies, only Native Americans or Alaska Natives have access to these pharmacies in our network. *[Plans may insert additional information about I/T/U pharmacy services in the plan's network.]*
- Pharmacies that dispense drugs that are restricted by the FDA to certain locations or that require special handling, provider coordination, or education on their use. (Note: This scenario should happen rarely.)

To locate a specialized pharmacy, look in your *Pharmacy Directory* or call Member Services (phone numbers are printed on the back cover of this booklet).

<b>Section 2.3</b>	<b>Using the plan's mail-order services</b>
--------------------	---

*[Omit if the plan does not offer mail-order services.]*

*[Include the following information only if your mail-order service is limited to a subset of all formulary drugs, adapting terminology as needed: For certain kinds of drugs, you can use the plan's network mail-order services. Generally, the drugs provided through mail order are drugs that you take on a regular basis, for a chronic or long-term medical condition. [Insert if plan marks mail-order drugs in formulary: The drugs available through our plan's mail-order service are marked as "mail-order" drugs in our Drug List.] [Insert if plan marks non-mail-order drugs in formulary: The drugs that are not available through the plan's mail-order service are marked with an asterisk in our Drug List.]]*

Our plan's mail-order service *[insert either: allows OR requires]* you to order *[insert either: at least a [XX]-day supply of the drug and no more than a [XX]-day supply OR up to a [XX]-day supply] OR a [XX]-day supply*.

*[Plans that offer mail-order benefits with both preferred and standard cost-sharing may add language to describe both types of cost-sharing.]*

To get *[insert if applicable: order forms and]* information about filling your prescriptions by mail *[insert instructions]*.

Usually a mail-order pharmacy order will get to you in no more than [XX] days. *[Insert plan's process for members to get a prescription if the mail order is delayed.]*

**Chapter 5. Using the plan's coverage for your Part D prescription drugs**

---

*[Sponsors should provide the appropriate information below from the following options, based on i) whether the sponsor is operating under the exception for new prescriptions described in the December 12, 2013, HPMS memo; and ii) whether the sponsor offers an optional automatic refill program. Sponsors who provide automatic delivery through retail or other non-mail order means have the option to either add or replace the word “ship” with “deliver” as appropriate.]*

*[For new prescriptions received directly from health care providers, insert one of the following two options.]*

*[Option 1: Plan Sponsors operating under the auto-ship policy as described in the 2014 Final Call Letter (all new prescriptions from provider offices must be verified with the beneficiary before filled), insert the following:*

**New prescriptions the pharmacy receives directly from your doctor's office.**

After the pharmacy receives a prescription from a health care provider, it will contact you to see if you want the medication filled immediately or at a later time. This will give you an opportunity to make sure that the pharmacy is delivering the correct drug (including strength, amount, and form) and, if needed, allow you to stop or delay the order before you are billed and it is shipped. It is important that you respond each time you are contacted by the pharmacy, to let them know what to do with the new prescription and to prevent any delays in shipping.]

*[Option 2: Plan Sponsors operating under the exception to the auto-ship policy, as described in the December 12, 2013, HPMS memo (new prescriptions received directly from provider offices can be filled without beneficiary verification when conditions are met), insert the following:*

**New prescriptions the pharmacy receives directly from your doctor's office.**

The pharmacy will automatically fill and deliver new prescriptions it receives from health care providers, without checking with you first, if either:

- You used mail order services with this plan in the past, or
- You sign up for automatic delivery of all new prescriptions received directly from health care providers. You may request automatic delivery of all new prescriptions now or at any time by *[insert instructions]*.

If you receive a prescription automatically by mail that you do not want, and you were not contacted to see if you wanted it before it shipped, you may be eligible for a refund.

If you used mail order in the past and do not want the pharmacy to automatically fill and ship each new prescription, please contact us by *[insert instructions]*.

If you have never used our mail order delivery and/or decide to stop automatic fills of new prescriptions, the pharmacy will contact you each time it gets a new prescription from a health care provider to see if you want the medication filled and shipped immediately. This will give you an opportunity to make sure that the pharmacy is delivering the correct drug (including strength, amount, and form) and, if necessary,

**Chapter 5. Using the plan's coverage for your Part D prescription drugs**

---

allow you to cancel or delay the order before you are billed and it is shipped. It is important that you respond each time you are contacted by the pharmacy, to let them know what to do with the new prescription and to prevent any delays in shipping.

To opt out of automatic deliveries of new prescriptions received directly from your health care provider's office, please contact us by *[insert instructions].*

*[For refill prescriptions, insert one of the following two options.]*

**[Option 1:** Sponsors that **do not** offer a program that automatically processes refills, insert the following:

**Refills on mail-order prescriptions.** For refills, please contact your pharmacy *[insert recommended number of days]* days before you think the drugs you have on hand will run out to make sure your next order is shipped to you in time.]

**[Option 2:** Sponsors that **do** offer a program that automatically processes refills, insert the following:

**Refills on mail-order prescriptions.** For refills of your drugs, you have the option to sign up for an automatic refill program *[optional: "called [insert name of auto refill program]"]*. Under this program we will start to process your next refill automatically when our records show you should be close to running out of your drug. The pharmacy will contact you prior to shipping each refill to make sure you are in need of more medication, and you can cancel scheduled refills if you have enough of your medication or if your medication has changed. If you choose not to use our auto refill program, please contact your pharmacy *[insert recommended number of days]* days before you think the drugs you have on hand will run out to make sure your next order is shipped to you in time.

To opt out of our program *[optional: insert name of auto refill program instead of "our program"]* that automatically prepares mail-order refills, please contact us by *[insert instructions].*

*[All plans offering mail-order services, insert the following:*

So the pharmacy can reach you to confirm your order before shipping, please make sure to let the pharmacy know the best ways to contact you. *[Insert instructions on how members should provide their communication preferences.]*

<b>Section 2.4</b>	<b>How can you get a long-term supply of drugs?</b>
--------------------	---

*[Plans that do not offer extended-day supplies: Delete Section 2.4.]*

*[Insert if applicable:* When you get a long-term supply of drugs, your cost-sharing may be lower.] The plan offers *[insert as appropriate: a way OR two ways]* to get a long-term supply

**Chapter 5. Using the plan's coverage for your Part D prescription drugs**

(also called an “extended supply”) of “maintenance” drugs on our plan’s Drug List. (Maintenance drugs are drugs that you take on a regular basis, for a chronic or long-term medical condition.) *[Insert if applicable: You may order this supply through mail order (see Section 2.3) or you may go to a retail pharmacy.]*

1. *[Delete if plan does not offer extended-day supplies through retail pharmacies.]* **Some retail pharmacies** in our network allow you to get a long-term supply of maintenance drugs. *[Insert if applicable: Some of these retail pharmacies [insert if applicable: (which offer preferred cost-sharing)] [insert if applicable: may] agree to accept [insert as appropriate: a lower OR the mail-order] cost-sharing amount for a long-term supply of maintenance drugs.] [Insert if applicable: Other retail pharmacies may not agree to accept the [insert as appropriate: lower OR mail-order] cost-sharing amounts for a long-term supply of maintenance drugs. In this case you will be responsible for the difference in price.]* Your *Pharmacy Directory* tells you which pharmacies in our network can give you a long-term supply of maintenance drugs. You can also call Member Services for more information (phone numbers are printed on the back cover of this booklet).
2. *[Delete if plan does not offer mail-order service.] [Insert as applicable: For certain kinds of drugs, you OR You]* can use the plan’s network **mail-order services**. *[Insert if plan marks mail-order drugs in formulary, adapting as needed: The drugs available through our plan’s mail-order service are marked as “mail-order” drugs in our Drug List.] [Insert if plan marks non-mail-order drugs in formulary, adapting as needed: The drugs that are not available through the plan’s mail-order service are marked with an asterisk in our Drug List.]* Our plan’s mail-order service *[insert either: allows OR requires]* you to order *[insert either: at least a [XX]-day supply of the drug and no more than a [XX]-day supply OR up to a [XX]-day supply OR a [XX]-day supply]*. See Section 2.3 for more information about using our mail-order services.

<b>Section 2.5</b>	<b>When can you use a pharmacy that is not in the plan’s network?</b>
--------------------	---

**Your prescription may be covered in certain situations**

Generally, we cover drugs filled at an out-of-network pharmacy *only* when you are not able to use a network pharmacy. *[Insert if applicable: To help you, we have network pharmacies outside of our service area where you can get your prescriptions filled as a member of our plan.]* If you cannot use a network pharmacy, here are the circumstances when we would cover prescriptions filled at an out-of-network pharmacy:

- *[Plans should insert a list of situations when they will cover prescriptions out of the network and any limits on their out-of-network policies (e.g., day supply limits, use of mail order during extended out of area travel, authorization or plan notification).]*

In these situations, **please check first with Member Services** to see if there is a network pharmacy nearby. (Phone numbers for Member Services are printed on the back cover of this

**Chapter 5. Using the plan's coverage for your Part D prescription drugs**

---

booklet.) You may be required to pay the difference between what you pay for the drug at the out-of-network pharmacy and the cost that we would cover at an in-network pharmacy.

**How do you ask for reimbursement from the plan?**

*[Plans with an arrangement with the State may add language to reflect that the organization is not allowed to reimburse members for Medicaid-covered benefits.]* If you must use an out-of-network pharmacy, you will generally have to pay the full cost *[plans with cost-sharing, insert: (rather than your normal share of the cost)]* at the time you fill your prescription. You can ask us to reimburse you *[plans with cost-sharing, insert: for our share of the cost]*. (Chapter 7, Section 2.1 explains how to ask the plan to pay you back.)

---

**SECTION 3 Your drugs need to be on the plan's "Drug List"**

---

<b>Section 3.1</b>	<b>The "Drug List" tells which Part D drugs are covered</b>
--------------------	---

The plan has a "*List of Covered Drugs (Formulary)*." In this *Evidence of Coverage*, we call it the "**Drug List**" for short.

The drugs on this list are selected by the plan with the help of a team of doctors and pharmacists. The list must meet requirements set by Medicare. Medicare has approved the plan's Drug List.

The Drug List includes the drugs covered under Medicare Part D (earlier in this chapter, Section 1.1 explains about Part D drugs). In addition to the drugs covered by Medicare, some prescription drugs are covered for you under your Medicaid benefits. *[Insert as appropriate: The Drug List tells you how to find out about your Medicaid drug coverage. OR [insert language about where member can learn about Medicaid drug coverage].]*

We will generally cover a drug on the plan's Drug List as long as you follow the other coverage rules explained in this chapter and the use of the drug is a medically accepted indication. A "medically accepted indication" is a use of the drug that is *either*:

- Approved by the Food and Drug Administration. (That is, the Food and Drug Administration has approved the drug for the diagnosis or condition for which it is being prescribed.)
- -- or -- Supported by certain reference books. (These reference books are the American Hospital Formulary Service Drug Information; the DRUGDEX Information System; the USPDI or its successor; and, for cancer, the National Comprehensive Cancer Network and Clinical Pharmacology or their successors.)

**Chapter 5. Using the plan's coverage for your Part D prescription drugs**

---

**The Drug List includes both brand name and generic drugs**

A generic drug is a prescription drug that has the same active ingredients as the brand name drug. Generally, it works just as well as the brand name drug and usually costs less. There are generic drug substitutes available for many brand name drugs.

*[Insert if applicable:*

**Over-the-Counter Drugs**

Our plan also covers certain over-the-counter drugs. Some over-the-counter drugs are less expensive than prescription drugs and work just as well. For more information, call Member Services (phone numbers are printed on the back cover of this booklet).]

**What is *not* on the Drug List?**

*[If the plan does not include Medicaid-covered drugs on the Drug List, add information indicating that these drugs are not included and where the member can find this information.]*

The plan does not cover all prescription drugs.

- In some cases, the law does not allow any Medicare plan to cover certain types of drugs (for more information about this, see Section 7.1 in this chapter).
- In other cases, we have decided not to include a particular drug on our Drug List.

<b>Section 3.2</b>	<b>There are <i>[insert number of tiers]</i> “cost-sharing tiers” for drugs on the Drug List</b>
--------------------	--

*[Plans that do not use drug tiers should omit this section.]*

Every drug on the plan's Drug List is in one of *[insert number of tiers]* cost-sharing tiers. In general, the higher the cost-sharing tier, the higher your cost for the drug:

- *[Plans should briefly describe each tier (e.g., Cost-Sharing Tier 1 includes generic drugs). Indicate which is the lowest tier and which is the highest tier.]*

To find out which cost-sharing tier your drug is in, look it up in the plan's Drug List.

The amount you pay for drugs in each cost-sharing tier is shown in Chapter 6 (*What you pay for your Part D prescription drugs*).

**Section 3.3      How can you find out if a specific drug is on the Drug List?**

You have *[insert number]* ways to find out:

1. Check the most recent Drug List we sent you in the mail. *[Insert if applicable: (Please note: The Drug List we send includes information for the covered drugs that are most commonly used by our members. However, we cover additional drugs that are not included in the printed Drug List. If one of your drugs is not listed in the Drug List, you should visit our website or contact Member Services to find out if we cover it.)]*
2. Visit the plan's website (*[insert URL]*). The Drug List on the website is always the most current.
3. Call Member Services to find out if a particular drug is on the plan's Drug List or to ask for a copy of the list. (Phone numbers for Member Services are printed on the back cover of this booklet.)
4. *[Plans may insert additional ways to find out if a drug is on the Drug List.]*

---

**SECTION 4      There are restrictions on coverage for some drugs**

---

**Section 4.1      Why do some drugs have restrictions?**

For certain prescription drugs, special rules restrict how and when the plan covers them. A team of doctors and pharmacists developed these rules to help our members use drugs in the most effective ways. These special rules also help control overall drug costs, which keeps your drug coverage more affordable.

In general, our rules encourage you to get a drug that works for your medical condition and is safe and effective. Whenever a safe, lower-cost drug will work just as well medically as a higher-cost drug, the plan's rules are designed to encourage you and your provider to use that lower-cost option. We also need to comply with Medicare's rules and regulations for drug coverage and cost-sharing.

**If there is a restriction for your drug, it usually means that you or your provider will have to take extra steps in order for us to cover the drug.** If you want us to waive the restriction for you, you will need to use the coverage decision process and ask us to make an exception. We may or may not agree to waive the restriction for you. (See Chapter 9, Section 7.2 for information about asking for exceptions.)

Please note that sometimes a drug may appear more than once in our drug list. This is because different restrictions or cost-sharing may apply based on factors such as the strength, amount, or form of the drug prescribed by your health care provider (for instance, 10 mg versus 100 mg; one per day versus two per day; tablet versus liquid).



**Chapter 5. Using the plan's coverage for your Part D prescription drugs**

---

**Section 4.2 What kinds of restrictions?**

Our plan uses different types of restrictions to help our members use drugs in the most effective ways. The sections below tell you more about the types of restrictions we use for certain drugs.

*[Plans should include only the forms of utilization management used by the plan.]*

**Restricting brand name drugs when a generic version is available**

Generally, a “generic” drug works the same as a brand name drug and usually costs less. *[Insert as applicable: In most cases, when OR When]* a generic version of a brand name drug is available, our network pharmacies will provide you the generic version. We usually will not cover the brand name drug when a generic version is available. However, if your provider *[insert as applicable: has told us the medical reason that the generic drug will not work for you OR has written “No substitutions” on your prescription for a brand name drug OR has told us the medical reason that neither the generic drug nor other covered drugs that treat the same condition will work for you]*, then we will cover the brand name drug. (Your share of the cost may be greater for the brand name drug than for the generic drug.)

**Getting plan approval in advance**

For certain drugs, you or your provider need to get approval from the plan before we will agree to cover the drug for you. This is called “**prior authorization**.” Sometimes the requirement for getting approval in advance helps guide appropriate use of certain drugs. If you do not get this approval, your drug might not be covered by the plan.

**Trying a different drug first**

This requirement encourages you to try less costly but just as effective drugs before the plan covers another drug. For example, if Drug A and Drug B treat the same medical condition, the plan may require you to try Drug A first. If Drug A does not work for you, the plan will then cover Drug B. This requirement to try a different drug first is called “**step therapy**.”

**Quantity limits**

For certain drugs, we limit the amount of the drug that you can have by limiting how much of a drug you can get each time you fill your prescription. For example, if it is normally considered safe to take only one pill per day for a certain drug, we may limit coverage for your prescription to no more than one pill per day.

**Section 4.3 Do any of these restrictions apply to your drugs?**

The plan's Drug List includes information about the restrictions described above. To find out if any of these restrictions apply to a drug you take or want to take, check the Drug List. For the most up-to-date information, call Member Services (phone numbers are printed on the back cover of this booklet) or check our website (*[insert URL]*).



**Chapter 5. Using the plan's coverage for your Part D prescription drugs**

---

**If there is a restriction for your drug, it usually means that you or your provider will have to take extra steps in order for us to cover the drug.** If there is a restriction on the drug you want to take, you should contact Member Services to learn what you or your provider would need to do to get coverage for the drug. If you want us to waive the restriction for you, you will need to use the coverage decision process and ask us to make an exception. We may or may not agree to waive the restriction for you. (See Chapter 9, Section 7.2 for information about asking for exceptions.)

---

## **SECTION 5      What if one of your drugs is not covered in the way you'd like it to be covered?**

---

<b>Section 5.1</b>	<b>There are things you can do if your drug is not covered in the way you'd like it to be covered</b>
--------------------	---

We hope that your drug coverage will work well for you. But it's possible that there could be a prescription drug you are currently taking, or one that you and your provider think you should be taking, that is not on our formulary or is on our formulary with restrictions. For example:

- The drug might not be covered at all. Or maybe a generic version of the drug is covered but the brand name version you want to take is not covered.
- The drug is covered, but there are extra rules or restrictions on coverage for that drug. As explained in Section 4, some of the drugs covered by the plan have extra rules to restrict their use. *[Delete this sentence if plan does not have step therapy.]* For example, you might be required to try a different drug first, to see if it will work, before the drug you want to take will be covered for you. *[Delete this sentence if plan does not have quantity limits.]* Or there might be limits on what amount of the drug (number of pills, etc.) is covered during a particular time period. In some cases, you may want us to waive the restriction for you.
- *[Omit if plan's formulary structure (e.g., no tiers) does not allow for tiering exceptions.]* The drug is covered, but it is in a cost-sharing tier that makes your cost-sharing more expensive than you think it should be. The plan puts each covered drug into one of *[insert number of tiers]* different cost-sharing tiers. How much you pay for your prescription depends in part on which cost-sharing tier your drug is in.

There are things you can do if your drug is not covered in the way that you'd like it to be covered. *[Delete next sentence if plan's formulary structure (e.g., no tiers) does not allow for tiering exceptions.]* Your options depend on what type of problem you have:

- If your drug is not on the Drug List or if your drug is restricted, go to Section 5.2 to learn what you can do.
- *[Omit if plan's formulary structure (e.g., no tiers) does not allow for tiering exceptions.]* If your drug is in a cost-sharing tier that makes your cost more expensive than you think it should be, go to Section 5.3 to learn what you can do.

<b>Section 5.2</b>	<b>What can you do if your drug is not on the Drug List or if the drug is restricted in some way?</b>
--------------------	---

If your drug is not on the Drug List or is restricted, here are things you can do:

- You may be able to get a temporary supply of the drug (only members in certain situations can get a temporary supply). This will give you and your provider time to change to another drug or to file a request to have the drug covered.
- You can change to another drug.
- You can request an exception and ask the plan to cover the drug or remove restrictions from the drug.

### **You may be able to get a temporary supply**

Under certain circumstances, the plan can offer a temporary supply of a drug to you when your drug is not on the Drug List or when it is restricted in some way. Doing this gives you time to talk with your provider about the change in coverage and figure out what to do.

To be eligible for a temporary supply, you must meet the two requirements below:

#### **1. The change to your drug coverage must be one of the following types of changes:**

- The drug you have been taking is **no longer on the plan's Drug List**.
- -- or -- the drug you have been taking is **now restricted in some way** (Section 4 in this chapter tells about restrictions).

#### **2. You must be in one of the situations described below:**

- *[Sponsors may omit this scenario all current members will be transitioned in advance for the following year.]* **For those members who are new or who were in the plan last year and aren't in a long-term care (LTC) facility:**

We will cover a temporary supply of your drug **during the first *[insert time period (must be at least 90 days)]* of your membership in the plan if you were new and during the first *[insert time period (must be at least 90 days)]* of the calendar year if you were in the plan last year**. This temporary supply will be for a maximum of *[insert supply limit (must be at least a 30-day supply)]*. If your prescription is written for fewer days, we will allow multiple fills to provide up to a maximum of *[insert supply limit (must be at least a 30-day supply)]* of medication. The prescription must be filled at a network pharmacy.

- **For those members who are new or who were in the plan last year and reside in a long-term care (LTC) facility:**

We will cover a temporary supply of your drug **during the first *[insert time period (must be at least 90 days)]* of your membership in the plan if you are new and during**

**Chapter 5. Using the plan's coverage for your Part D prescription drugs**

---

**the first *[insert time period (must be at least 90 days)]* the calendar year if you were in the plan last year.** The total supply will be for a maximum of *[insert supply limit (must be at least a 91-day supply and may be up to a 98-day supply depending on the dispensing increment)]*. If your prescription is written for fewer days, we will allow multiple fills to provide up to a maximum of *[insert supply limit (must be at least a 91-day supply and may be up to a 98-day supply)]* of medication. (Please note that the long-term care pharmacy may provide the drug in smaller amounts at a time to prevent waste.)

- **For those members who have been in the plan for more than *[insert time period (must be at least 90 days)]* and reside in a long-term care (LTC) facility and need a supply right away:**

We will cover one *[insert supply limit (must be at least a 31-day supply)]* supply of a particular drug, or less if your prescription is written for fewer days. This is in addition to the above long-term care transition supply.

- *[If applicable: plans must insert their transition policy for current members with level of care changes.]*

To ask for a temporary supply, call Member Services (phone numbers are printed on the back cover of this booklet).

During the time when you are getting a temporary supply of a drug, you should talk with your provider to decide what to do when your temporary supply runs out. You can either switch to a different drug covered by the plan or ask the plan to make an exception for you and cover your current drug. The sections below tell you more about these options.

**You can change to another drug**

Start by talking with your provider. Perhaps there is a different drug covered by the plan that might work just as well for you. You can call Member Services to ask for a list of covered drugs that treat the same medical condition. This list can help your provider find a covered drug that might work for you. (Phone numbers for Member Services are printed on the back cover of this booklet.)

**You can ask for an exception**

You and your provider can ask the plan to make an exception for you and cover the drug in the way you would like it to be covered. If your provider says that you have medical reasons that justify asking us for an exception, your provider can help you request an exception to the rule. For example, you can ask the plan to cover a drug even though it is not on the plan's Drug List. Or you can ask the plan to make an exception and cover the drug without restrictions.

*[Plans may omit the following paragraph if they do not have an advance transition process for current members.]* If you are a current member and a drug you are taking will be removed from the formulary or restricted in some way for next year, we will allow you to request a formulary exception in advance for next year. We will tell you about any change in the coverage for your drug for next year. You can ask for an exception before next year and we will give you an

**Chapter 5. Using the plan's coverage for your Part D prescription drugs**

---

answer within 72 hours after we receive your request (or your prescriber's supporting statement). If we approve your request, we will authorize the coverage before the change takes effect.

If you and your provider want to ask for an exception, Chapter 9, Section 7.4 tells what to do. It explains the procedures and deadlines that have been set by Medicare to make sure your request is handled promptly and fairly.

<b>Section 5.3</b>	<b>What can you do if your drug is in a cost-sharing tier you think is too high? <i>[Plans with a formulary structure (e.g., no tiers or defined standard coinsurance across all tiers) that does not allow for tiering exceptions: omit Section 5.3]</i></b>
--------------------	---

If your drug is in a cost-sharing tier you think is too high, here are things you can do:

**You can change to another drug**

If your drug is in a cost-sharing tier you think is too high, start by talking with your provider. Perhaps there is a different drug in a lower cost-sharing tier that might work just as well for you. You can call Member Services to ask for a list of covered drugs that treat the same medical condition. This list can help your provider find a covered drug that might work for you. (Phone numbers for Member Services are printed on the back cover of this booklet.)

**You can ask for an exception**

For drugs in *[insert tier(s)]*, you and your provider can ask the plan to make an exception in the cost-sharing tier for the drug so that you pay less for it. If your provider says that you have medical reasons that justify asking us for an exception, your provider can help you request an exception to the rule.

If you and your provider want to ask for an exception, Chapter 9, Section 7.4 tells what to do. It explains the procedures and deadlines that have been set by Medicare to make sure your request is handled promptly and fairly.

*[Insert if applicable: Drugs in our *[insert name of specialty tier]* are not eligible for this type of exception. We do not lower the cost-sharing amount for drugs in this tier.]*

---

**SECTION 6      What if your coverage changes for one of your drugs?**

---

<b>Section 6.1</b>	<b>The Drug List can change during the year</b>
--------------------	---

Most of the changes in drug coverage happen at the beginning of each year (January 1). However, during the year, the plan might make changes to the Drug List. For example, the plan might:

**Chapter 5. Using the plan's coverage for your Part D prescription drugs**

---

- **Add or remove drugs from the Drug List.** New drugs become available, including new generic drugs. Perhaps the government has given approval to a new use for an existing drug. Sometimes, a drug gets recalled and we decide not to cover it. Or we might remove a drug from the list because it has been found to be ineffective.
- *[Plans that do not use tiers may omit]* **Move a drug to a higher or lower cost-sharing tier.**
- **Add or remove a restriction on coverage for a drug** (for more information about restrictions to coverage, see Section 4 in this chapter).
- **Replace a brand name drug with a generic drug.**

In almost all cases, we must get approval from Medicare for changes we make to the plan's Drug List.

<b>Section 6.2</b>	<b>What happens if coverage changes for a drug you are taking?</b>
--------------------	--

**How will you find out if your drug's coverage has been changed?**

If there is a change to coverage *for a drug you are taking*, the plan will send you a notice to tell you. Normally, **we will let you know at least 60 days ahead of time.**

Once in a while, a drug is **suddenly recalled** because it's been found to be unsafe or for other reasons. If this happens, the plan will immediately remove the drug from the Drug List. We will let you know of this change right away. Your provider will also know about this change, and can work with you to find another drug for your condition.

**Do changes to your drug coverage affect you right away?**

If any of the following types of changes affect a drug you are taking, the change will not affect you until January 1 of the next year if you stay in the plan:

- *[Plans that do not use tiers may omit]* If we move your drug into a higher cost-sharing tier.
- If we put a new restriction on your use of the drug.
- If we remove your drug from the Drug List, but not because of a sudden recall or because a new generic drug has replaced it.

If any of these changes happens for a drug you are taking, then the change won't affect your use or what you pay as your share of the cost until January 1 of the next year. Until that date, you probably won't see any increase in your payments or any added restriction to your use of the drug. However, on January 1 of the next year, the changes will affect you.

In some cases, you will be affected by the coverage change before January 1:

**Chapter 5. Using the plan's coverage for your Part D prescription drugs**

---

- If a **brand name drug you are taking is replaced by a new generic drug**, the plan must give you at least 60 days' notice or give you a 60-day refill of your brand name drug at a network pharmacy.
  - During this 60-day period, you should be working with your provider to switch to the generic or to a different drug that we cover.
  - Or you and your provider can ask the plan to make an exception and continue to cover the brand name drug for you. For information on how to ask for an exception, see Chapter 9 (*What to do if you have a problem or complaint (coverage decisions, appeals, complaints)*).
- Again, if a drug is **suddenly recalled** because it's been found to be unsafe or for other reasons, the plan will immediately remove the drug from the Drug List. We will let you know of this change right away.
  - Your provider will also know about this change, and can work with you to find another drug for your condition.

---

**SECTION 7      What types of drugs are *not* covered by the plan?**

---

<b>Section 7.1</b>	<b>Types of drugs we do not cover</b>
--------------------	---------------------------------------

*[Plans may, as appropriate, remove or modify language regarding benefit exclusions when the benefits are covered by the plan under the Medicaid program.]*

This section tells you what kinds of prescription drugs are “excluded.” This means *[insert as appropriate: Medicare does not pay OR neither Medicare nor Medicaid pays]* for these drugs.

We won't pay for the drugs that are listed in this section *[insert if applicable: (except for certain excluded drugs covered under our enhanced drug coverage)]*. The only exception: If the requested drug is found upon appeal to be a drug that is not excluded under Part D and we should have paid for or covered it because of your specific situation. (For information about appealing a decision we have made to not cover a drug, go to Chapter 9, Section 7.5 in this booklet.) *[Insert if applicable: If the drug excluded by our plan is also excluded by Medicaid, you must pay for it yourself. OR If the drug is excluded, you must pay for it yourself.]*

Here are three general rules about drugs that Medicare drug plans will not cover under Part D:

- Our plan's Part D drug coverage cannot cover a drug that would be covered under Medicare Part A or Part B.
- Our plan cannot cover a drug purchased outside the United States and its territories.
- Our plan usually cannot cover off-label use. “Off-label use” is any use of the drug other than those indicated on a drug's label as approved by the Food and Drug Administration.

**Chapter 5. Using the plan's coverage for your Part D prescription drugs**

---

- Generally, coverage for “off-label use” is allowed only when the use is supported by certain reference books. These reference books are the American Hospital Formulary Service Drug Information; the DRUGDEX Information System; and for cancer, the National Comprehensive Cancer Network and Clinical Pharmacology or their successors. If the use is not supported by any of these reference books, then our plan cannot cover its “off-label use.”

Also, by law, the categories of drugs listed below are not covered by Medicare *[insert if list integrates Medicare and Medicaid exclusions: or Medicaid]*. *[Insert if list is not integrated: However, some of these drugs may be covered for you under your Medicaid drug coverage [insert if plan notes categories with Medicaid coverage below: , as indicated below.] [If plan does not note categories with Medicaid coverage, insert an explanation of where members can find this information.]*

- Non-prescription drugs (also called over-the-counter drugs)
- Drugs when used to promote fertility
- Drugs when used for the relief of cough or cold symptoms
- Drugs when used for cosmetic purposes or to promote hair growth
- Prescription vitamins and mineral products, except prenatal vitamins and fluoride preparations
- Drugs when used for the treatment of sexual or erectile dysfunction, such as Viagra, Cialis, Levitra, and Caverject
- Drugs when used for treatment of anorexia, weight loss, or weight gain
- Outpatient drugs for which the manufacturer seeks to require that associated tests or monitoring services be purchased exclusively from the manufacturer as a condition of sale

---

**SECTION 8      Show your plan membership card when you fill a prescription**

---

<b>Section 8.1      Show your membership card</b>
---

*[Plans with members that need to show their Medicaid card to fill prescriptions for drugs covered under Medicaid should edit this section as needed.]*

To fill your prescription, show your plan membership card at the network pharmacy you choose. When you show your plan membership card, the network pharmacy will automatically bill the plan for *[plans with cost-sharing insert: our share of the costs of]* your covered prescription drug. *[Plans with no cost-sharing, delete the next sentence.]* You will need to pay the pharmacy *your* share of the cost when you pick up your prescription.



**Chapter 5. Using the plan's coverage for your Part D prescription drugs**

---

**Section 8.2 What if you don't have your membership card with you?**

If you don't have your plan membership card with you when you fill your prescription, ask the pharmacy to call the plan to get the necessary information.

*[Plans with an arrangement with the State may add language to reflect that the organization is not allowed to reimburse members for Medicaid-covered benefits.]* If the pharmacy is not able to get the necessary information, **you may have to pay the full cost of the prescription when you pick it up.** (You can then ask us to reimburse you *[insert if plan has cost-sharing: for our share]*. See Chapter 7, Section 2.1 for information about how to ask the plan for reimbursement.)

---

**SECTION 9 Part D drug coverage in special situations**

---

**Section 9.1 What if you're in a hospital or a skilled nursing facility for a stay that is covered by the plan?**

If you are admitted to a hospital or to a skilled nursing facility for a stay covered by the plan, we will generally cover the cost of your prescription drugs during your stay. Once you leave the hospital or skilled nursing facility, the plan will cover your drugs as long as the drugs meet all of our rules for coverage. See the previous parts of this section that tell about the rules for getting drug coverage. *[Plans with no cost-sharing delete the next sentence.]* Chapter 6 (*What you pay for your Part D prescription drugs*) gives more information about drug coverage and what you pay.

**Section 9.2 What if you're a resident in a long-term care (LTC) facility?**

Usually, a long-term care (LTC) facility (such as a nursing home) has its own pharmacy, or a pharmacy that supplies drugs for all of its residents. If you are a resident of a long-term care facility, you may get your prescription drugs through the facility's pharmacy as long as it is part of our network.

Check your *Pharmacy Directory* to find out if your long-term care facility's pharmacy is part of our network. If it isn't, or if you need more information, please contact Member Services (phone numbers are printed on the back cover of this booklet).

**What if you're a resident in a long-term care (LTC) facility and become a new member of the plan?**

If you need a drug that is not on our Drug List or is restricted in some way, the plan will cover a **temporary supply** of your drug during the first *[insert time period (must be at least 90 days)]* of your membership. The total supply will be for a maximum of *[insert supply limit (must be at least a 91-day supply and up to a 98-day supply depending on the dispensing increment)]*, or less if your prescription is written for fewer days. (Please note that the long-term care pharmacy may provide the drug in smaller amounts at a time to prevent waste.) If you have been a member of



**Chapter 5. Using the plan's coverage for your Part D prescription drugs**

---

the plan for more than *[insert time period (must be at least 90 days)]* and need a drug that is not on our Drug List or if the plan has any restriction on the drug's coverage, we will cover one *[insert supply limit (must be at least a 31-day supply)]* supply, or less if your prescription is written for fewer days.

During the time when you are getting a temporary supply of a drug, you should talk with your provider to decide what to do when your temporary supply runs out. Perhaps there is a different drug covered by the plan that might work just as well for you. Or you and your provider can ask the plan to make an exception for you and cover the drug in the way you would like it to be covered. If you and your provider want to ask for an exception, Chapter 9, Section 7.4 tells what to do.

<b>Section 9.3</b>	<b>What if you're also getting drug coverage from an employer or retiree group plan?</b>
--------------------	--

*[Plans that cannot enroll members with employer or retiree coverage should delete this section.]*

Do you currently have other prescription drug coverage through your (or your spouse's) employer or retiree group? If so, please contact **that group's benefits administrator**. He or she can help you determine how your current prescription drug coverage will work with our plan.

In general, if you are currently employed, the prescription drug coverage you get from us will be *secondary* to your employer or retiree group coverage. That means your group coverage would pay first.

**Special note about 'creditable coverage':**

Each year your employer or retiree group should send you a notice that tells if your prescription drug coverage for the next calendar year is "creditable" and the choices you have for drug coverage.

If the coverage from the group plan is "**creditable**," it means that the plan has drug coverage that is expected to pay, on average, at least as much as Medicare's standard prescription drug coverage.

**Keep these notices about creditable coverage**, because you may need them later. If you enroll in a Medicare plan that includes Part D drug coverage, you may need these notices to show that you have maintained creditable coverage. If you didn't get a notice about creditable coverage from your employer or retiree group plan, you can get a copy from your employer or retiree plan's benefits administrator or the employer or union.

<b>Section 9.4</b>	<b>What if you're in Medicare-certified hospice?</b>
--------------------	--

Drugs are never covered by both hospice and our plan at the same time. If you are enrolled in Medicare hospice and require an anti-nausea, laxative, pain medication or antianxiety drug that is

**Chapter 5. Using the plan's coverage for your Part D prescription drugs**

---

not covered by your hospice because it is unrelated to your terminal illness and related conditions, our plan must receive notification from either the prescriber or your hospice provider that the drug is unrelated before our plan can cover the drug. To prevent delays in receiving any unrelated drugs that should be covered by our plan, you can ask your hospice provider or prescriber to make sure we have the notification that the drug is unrelated before you ask a pharmacy to fill your prescription.

In the event you either revoke your hospice election or are discharged from hospice, our plan should cover all your drugs. To prevent any delays at a pharmacy when your Medicare hospice benefit ends, you should bring documentation to the pharmacy to verify your revocation or discharge. See the previous parts of this section that tell about the rules for getting drug coverage under Part D Chapter 6 (*What you pay for your Part D prescription drugs*) gives more information about drug coverage and what you pay.

---

**SECTION 10 Programs on drug safety and managing medications**

---

<b>Section 10.1</b>	<b>Programs to help members use drugs safely</b>
---------------------	--

We conduct drug use reviews for our members to help make sure that they are getting safe and appropriate care. These reviews are especially important for members who have more than one provider who prescribes their drugs.

We do a review each time you fill a prescription. We also review our records on a regular basis. During these reviews, we look for potential problems such as:

- Possible medication errors
- Drugs that may not be necessary because you are taking another drug to treat the same medical condition
- Drugs that may not be safe or appropriate because of your age or gender
- Certain combinations of drugs that could harm you if taken at the same time
- Prescriptions written for drugs that have ingredients you are allergic to
- Possible errors in the amount (dosage) of a drug you are taking.

If we see a possible problem in your use of medications, we will work with your provider to correct the problem.

<b>Section 10.2</b>	<b>Medication Therapy Management (MTM) <i>[insert if plan has other medication management programs “and other”]</i> program <i>[insert if applicable “s”]</i> to help members manage their medications</b>
---------------------	--

*[Plans should include this section only if applicable.]*

**Chapter 5. Using the plan's coverage for your Part D prescription drugs**

---

We have a program *[delete "a" and insert "programs" if plan has other medication management programs]* that can help our members with complex health needs. For example, some members have several medical conditions, take different drugs at the same time, and have high drug costs.

This program is *[if applicable replace with "These programs are"]* voluntary and free to members. A team of pharmacists and doctors developed the program *[insert if applicable "s"]* for us. This program *[insert if applicable "The programs"]* can help make sure that our members get the most benefit from the drugs they take. Our *[if applicable replace "Our" with "One"]* program is called a Medication Therapy Management (MTM) program. Some members who take medications for different medical conditions may be able to get services through an MTM program. A pharmacist or other health professional will give you a comprehensive review of all your medications. You can talk about how best to take your medications, your costs, and any problems or questions you have about your prescription and over-the-counter medications. You'll get a written summary of this discussion. The summary has a medication action plan that recommends what you can do to make the best use of your medications, with space for you to take notes or write down any follow-up questions. You'll also get a personal medication list that will include all the medications you're taking and why you take them.

It's a good idea to have your medication review before your yearly "Wellness" visit, so you can talk to your doctor about your action plan and medication list. Bring your action plan and medication list with you to your visit or anytime you talk with your doctors, pharmacists, and other health care providers. Also, keep your medication list with you (for example, with your ID) in case you go to the hospital or emergency room.

If we have a program that fits your needs, we will automatically enroll you in the program and send you information. If you decide not to participate, please notify us and we will withdraw you from the program. If you have any questions about these programs, please contact Member Services (phone numbers are printed on the back cover of this booklet).

# CHAPTER 6

*What you pay for your Part D  
prescription drugs*

## **Chapter 6. What you pay for your Part D prescription drugs**

<b>SECTION 1</b>	<b>Introduction .....</b>	<b>131</b>
Section 1.1	Use this chapter together with other materials that explain your drug coverage.....	131
Section 1.2	Types of out-of-pocket costs you may pay for covered drugs .....	132
<b>SECTION 2</b>	<b>What you pay for a drug depends on which “drug payment stage” you are in when you get the drug .....</b>	<b>132</b>
Section 2.1	What are the drug payment stages for <i>[insert 2018 plan name]</i> members? .....	132
<b>SECTION 3</b>	<b>We send you reports that explain payments for your drugs and which payment stage you are in .....</b>	<b>134</b>
Section 3.1	We send you a monthly report called the “Part D Explanation of Benefits” (the “Part D EOB”) .....	134
Section 3.2	Help us keep our information about your drug payments up to date .....	134
<b>SECTION 4</b>	<b>During the Deductible Stage, you pay the full cost of your <i>[insert drug tiers if applicable]</i> drugs .....</b>	<b>135</b>
Section 4.1	You stay in the Deductible Stage until you have paid \$ <i>[insert deductible amount]</i> for your <i>[insert drug tiers if applicable]</i> drugs.....	135
<b>SECTION 5</b>	<b>During the Initial Coverage Stage, the plan pays its share of your drug costs and you pay your share .....</b>	<b>136</b>
Section 5.1	What you pay for a drug depends on the drug and where you fill your prescription.....	137
Section 5.2	A table that shows your costs for a one-month supply of a drug .....	138
Section 5.3	If your doctor prescribes less than a full month’s supply, you may not have to pay the cost of the entire month’s supply .....	139
Section 5.4	A table that shows your costs for a long-term ( <i>[insert if applicable: up to a] [insert number of days]</i> -day) supply of a drug .....	140
Section 5.5	You stay in the Initial Coverage Stage until your <i>[insert as applicable: total drug costs for the year reach \$[insert initial coverage limit] OR out-of-pocket costs for the year reach \$[insert 2018 out-of-pocket threshold]]</i> .....	141
Section 5.6	How Medicare calculates your out-of-pocket costs for prescription drugs. ....	142
<b>SECTION 6</b>	<b>During the Coverage Gap Stage, <i>[insert as appropriate: you receive a discount on brand name drugs and pay no more than 44% of the costs of generic drugs OR the plan provides some drug coverage]</i> .....</b>	<b>145</b>
Section 6.1	You stay in the Coverage Gap Stage until your out-of-pocket costs reach \$ <i>[insert 2018 out-of-pocket threshold]</i> .....	145

**Chapter 6. What you pay for your Part D prescription drugs**

---

Section 6.2	How Medicare calculates your out-of-pocket costs for prescription drugs.	146
<b>SECTION 7</b>	<b>During the Catastrophic Coverage Stage, the plan pays <i>[insert as applicable: all OR most]</i> of the costs for your drugs ....</b>	<b>148</b>
Section 7.1	Once you are in the Catastrophic Coverage Stage, you will stay in this stage for the rest of the year .....	148
<b>SECTION 8</b>	<b>Additional benefits information.....</b>	<b>149</b>
Section 8.1	Our plan offers additional benefits .....	149
<b>SECTION 9</b>	<b>What you pay for vaccinations covered by Part D depends on how and where you get them .....</b>	<b>149</b>
Section 9.1	Our plan may have separate coverage for the Part D vaccine medication itself and for the cost of giving you the vaccine.....	149
Section 9.2	You may want to call us at Member Services before you get a vaccination	151

**Chapter 6. What you pay for your Part D prescription drugs**

---



**How can you get information about your drug costs *[plans that are approved to exclusively enroll QMBs, SLMBs, QIs, or dual eligible individuals with full Medicaid benefits, omit the rest of this question]* if you're receiving "Extra Help" with your Part D prescription drug costs?**

*[Plans that are approved to exclusively enroll QMBs, SLMBs, QIs, or dual eligible individuals with full Medicaid benefits insert this language: Because you are eligible for Medicaid, you qualify for and are getting "Extra Help" from Medicare to pay for your prescription drug plan costs. Because you are in the "Extra Help" program, **some information in this Evidence of Coverage about the costs for Part D prescription drugs** *[insert as applicable: may OR does] not apply to you.* *[Other plans insert: Most of our members qualify for and are getting "Extra Help" from Medicare to pay for their prescription drug plan costs. If you are in the "Extra Help" program, **some information in this Evidence of Coverage about the costs for Part D prescription drugs** *[insert as applicable: may OR does] not apply to you.* *[If not applicable, omit information about the LIS Rider.]* We *[insert as appropriate: have included OR sent you]* a separate insert, called the "Evidence of Coverage Rider for People Who Get Extra Help Paying for Prescription Drugs" (also known as the "Low Income Subsidy Rider" or the "LIS Rider"), which tells you about your drug coverage. If you don't have this insert, please call Member Services and ask for the "LIS Rider." (Phone numbers for Member Services are printed on the back cover of this booklet.)**

*[Plans with no cost-sharing for Part D drugs, should move the information in Section 3 to Chapter 5 and delete the rest of Chapter 6.]*

---

**SECTION 1 Introduction**

---

<b>Section 1.1</b>	<b>Use this chapter together with other materials that explain your drug coverage</b>
--------------------	---

This chapter focuses on what you pay for your Part D prescription drugs. To keep things simple, we use "drug" in this chapter to mean a Part D prescription drug. As explained in Chapter 5, not all drugs are Part D drugs – some drugs are excluded from Part D coverage by law. Some of the drugs excluded from Part D coverage are covered under Medicare Part A or Part B *[insert if applicable: or under Medicaid]*. *[Optional for plans that provide supplemental coverage: In addition, some excluded drugs may be covered by our plan if you have purchased supplemental drug coverage.]*

To understand the payment information we give you in this chapter, you need to know the basics of what drugs are covered, where to fill your prescriptions, and what rules to follow when you get your covered drugs. Here are materials that explain these basics:

- **The plan's *List of Covered Drugs (Formulary)*.** To keep things simple, we call this the "Drug List."

**Chapter 6. What you pay for your Part D prescription drugs**

- This Drug List tells which drugs are covered for you.
- *[Plans that do not use tiers, omit]* It also tells which of the *[insert number tiers]* “cost-sharing tiers” the drug is in and whether there are any restrictions on your coverage for the drug.
- If you need a copy of the Drug List, call Member Services (phone numbers are printed on the back cover of this booklet). You can also find the Drug List on our website at *[insert URL]*. The Drug List on the website is always the most current.
- **Chapter 5 of this booklet.** Chapter 5 gives the details about your prescription drug coverage, including rules you need to follow when you get your covered drugs. Chapter 5 also tells which types of prescription drugs are not covered by our plan.
- **The plan’s *[insert if applicable: Provider/]Pharmacy Directory*.** In most situations you must use a network pharmacy to get your covered drugs (see Chapter 5 for the details). The *[insert if applicable: Provider/]Pharmacy Directory* has a list of pharmacies in the plan’s network. It also tells you which pharmacies in our network can give you a long-term supply of a drug (such as filling a prescription for a three-month’s supply).

**Section 1.2      Types of out-of-pocket costs you may pay for covered drugs**

To understand the payment information we give you in this chapter, you need to know about the types of out-of-pocket costs you may pay for your covered services. The amount that you pay for a drug is called “cost-sharing,” and there are three ways you may be asked to pay.

- The “**deductible**” is the amount you must pay for drugs before our plan begins to pay its share.
- “**Copayment**” means that you pay a fixed amount each time you fill a prescription.
- “**Coinsurance**” means that you pay a percent of the total cost of the drug each time you fill a prescription.

**SECTION 2      What you pay for a drug depends on which “drug payment stage” you are in when you get the drug**

*[Plans with a single payment stage: delete this section.]*

**Section 2.1      What are the drug payment stages for *[insert 2018 plan name]* members?**

As shown in the table below, there are “drug payment stages” for your Medicare Part D prescription drug coverage under *[insert 2018 plan name]*. How much you pay for a drug depends on which of these stages you are in at the time you get a prescription filled or refilled. *[Plans may delete if not applicable]* Keep in mind you are always responsible for the plan’s monthly premium regardless of the drug payment stage.



**Chapter 6. What you pay for your Part D prescription drugs**

*[Plans: Ensure entire table appears on the same page.]*

<b>Stage 1</b> <i>Yearly Deductible Stage</i>	<b>Stage 2</b> <i>Initial Coverage Stage</i>	<b>Stage 3</b> <i>Coverage Gap Stage</i>	<b>Stage 4</b> <i>Catastrophic Coverage Stage</i>
<p><i>[Plans with no deductible replace all of the text below with: Because there is no deductible for the plan, this payment stage does not apply to you.]</i></p> <p>If you receive “Extra Help” to pay your prescription drugs, this payment stage does not apply to you.</p> <p><i>[If plan has a deductible for all tiers insert: If you do not receive “Extra Help,” you begin in this payment stage when you fill your first prescription of the year.]]</i></p> <p>During this stage, <b>you pay the full cost</b> of your <i>[insert if applicable: brand name OR [tier name(s)]]</i> drugs.</p> <p>You stay in this stage until you have paid \$<i>[insert deductible amount]</i> for your <i>[insert if applicable: brand name OR [tier name(s)]]</i> drugs (\$<i>[insert deductible amount]</i> is the amount of your <i>[insert if applicable: brand name OR [tier name(s)]]</i> deductible).</p> <p><i>[Plans enrolling members who are LIS level 4, replace all text above with:</i></p> <p>If you receive “Extra Help” to pay your prescription drugs, your deductible amount will be either \$0 or \$<i>[insert 2018 parameter]</i>, depending on the level of “Extra Help” you receive. <i>[If not applicable, omit information about the LIS Rider.]</i> (Look at the separate insert, the “LIS Rider,” for your deductible amount.)</p> <p><i>If your deductible is \$0:</i> This payment stage does not apply to you.</p> <p><i>If your deductible is \$[insert 2018 parameter]:</i> <b>You pay the full cost</b> of your <i>[insert if applicable: brand name OR [tier name(s)]]</i> drugs until you have paid \$<i>[insert 2018 parameter]</i> for your drugs.]</p> <p>(Details are in Section 4 of this chapter.)</p>	<p><i>[Insert if plan has no deductible: You begin in this stage when you fill your first prescription of the year.]</i></p> <p><i>[Insert if plan has no deductible or a deductible that applies to all drugs: During this stage, the plan pays its share of the cost of your drugs and <b>you pay your share of the cost.</b></i></p> <p><i>[Insert if plan has a deductible that applies to some drugs: During this stage, the plan pays its share of the cost of your <i>[insert if applicable: generic OR [tier name(s)]]</i> drugs and <b>you pay your share of the cost.</b></i></p> <p>After you (or others on your behalf) have met your <i>[insert if applicable: brand name OR [tier name(s)]]</i> deductible, the plans pays its share of the costs of your <i>[insert if applicable: brand name OR [tier name(s)]]</i> drugs and you pay your share.]</p> <p>You stay in this stage until your year-to-date <i>[insert as applicable: “total drug costs”</i> (your payments plus any Part D plan’s payments) total \$<i>[insert initial coverage limit]</i>. <b>OR “out-of-pocket costs”</b> (your payments) reach \$<i>[insert 2018 out-of-pocket threshold]</i>].</p> <p>(Details are in Section 5 of this chapter.)</p>	<p><i>[Plans with no additional gap coverage insert: During this stage, you pay 35% of the price for brand name drugs (plus a portion of the dispensing fee) and 44% of the price for generic drugs.]</i></p> <p><i>[Plans with additional generic coverage only in the gap insert:</i></p> <p>For generic drugs, you pay <i>[plans should briefly describe generic coverage. (e.g., either a \$10 copayment or 44% of the costs, whichever is lower.)]</i> For brand name drugs, you pay 35% of the price (plus a portion of the dispensing fee).]</p> <p><i>[Plans with some coverage in the gap: insert description of gap coverage using standard terminology.]</i></p> <p>You stay in this stage until your year-to-date <b>“out-of-pocket costs”</b> (your payments) reach a total of \$<i>[insert 2018 out-of-pocket threshold]</i>. This amount and rules for counting costs toward this amount have been set by Medicare.</p> <p>(Details are in Section 6 of this chapter.)</p> <p><i>[Plans with no coverage gap replace the text above with: Because there is no coverage gap for the plan, this payment stage does not apply to you.]</i></p>	<p>During this stage, <b>the plan will pay</b> <i>[insert as applicable: all OR most]</i> <b>of the costs</b> of your drugs for the rest of the calendar year (through December 31, 2018).</p> <p>(Details are in Section 7 of this chapter.)</p>

**Chapter 6. What you pay for your Part D prescription drugs**

---

---

**SECTION 3      We send you reports that explain payments for your drugs and which payment stage you are in**

---

*[Plans with no cost-sharing: modify Section 3.1 and 3.2 as necessary and move it to Chapter 5].*

*[Plans with a single payment stage: modify this section as necessary.]*

<b>Section 3.1</b>	<b>We send you a monthly report called the “Part D Explanation of Benefits” (the “Part D EOB”)</b>
--------------------	--

Our plan keeps track of the costs of your prescription drugs and the payments you have made when you get your prescriptions filled or refilled at the pharmacy. This way, we can tell you when you have moved from one drug payment stage to the next. In particular, there are two types of costs we keep track of:

- We keep track of how much you have paid. This is called your “**out-of-pocket**” cost.
- We keep track of your “**total drug costs.**” This is the amount you pay out-of-pocket or others pay on your behalf plus the amount paid by the plan.

Our plan will prepare a written report called the *Part D Explanation of Benefits* (it is sometimes called the “Part D EOB”) when you have had one or more prescriptions filled through the plan during the previous month. It includes:

- **Information for that month.** This report gives the payment details about the prescriptions you have filled during the previous month. It shows the total drug costs, what the plan paid, and what you and others on your behalf paid.
- **Totals for the year since January 1.** This is called “year-to-date” information. It shows you the total drug costs and total payments for your drugs since the year began.

<b>Section 3.2</b>	<b>Help us keep our information about your drug payments up to date</b>
--------------------	---

To keep track of your drug costs and the payments you make for drugs, we use records we get from pharmacies. Here is how you can help us keep your information correct and up to date:

- **Show your membership card when you get a prescription filled.** To make sure we know about the prescriptions you are filling and what you are paying, show your plan membership card every time you get a prescription filled.
- *[Plans with an arrangement with the State may add language to reflect that the organization is not allowed to reimburse members for Medicaid-covered benefits.]* **Make sure we have the information we need.** There are times you may pay for prescription drugs when we will not automatically get the information we need to keep track of your out-of-pocket costs. To help us keep track of your out-of-pocket costs, you may give us

**Chapter 6. What you pay for your Part D prescription drugs**

---

copies of receipts for drugs that you have purchased. (If you are billed for a covered drug, you can ask our plan to pay *[insert if plan has cost-sharing: our share of the cost]* for the drug. For instructions on how to do this, go to Chapter 7, Section 2 of this booklet.) Here are some types of situations when you may want to give us copies of your drug receipts to be sure we have a complete record of what you have spent for your drugs:

- When you purchase a covered drug at a network pharmacy at a special price or using a discount card that is not part of our plan's benefit.
- When you made a copayment for drugs that are provided under a drug manufacturer patient assistance program.
- Any time you have purchased covered drugs at out-of-network pharmacies or other times you have paid the full price for a covered drug under special circumstances.
- **Send us information about the payments others have made for you.** Payments made by certain other individuals and organizations also count toward your out-of-pocket costs and help qualify you for catastrophic coverage. For example, payments made by *[plans without an SPAP in their state delete next item]* a State Pharmaceutical Assistance Program, an AIDS drug assistance program (ADAP), the Indian Health Service, and most charities count toward your out-of-pocket costs. You should keep a record of these payments and send them to us so we can track your costs.
- **Check the written report we send you.** When you receive a *Part D Explanation of Benefits* (a Part D EOB) in the mail, please look it over to be sure the information is complete and correct. If you think something is missing from the report, or you have any questions, please call us at Member Services (phone numbers are printed on the back cover of this booklet). *[Plans that allow members to manage this information on-line may describe that option here.]* Be sure to keep these reports. They are an important record of your drug expenses.

---

**SECTION 4      During the Deductible Stage, you pay the full cost of your *[insert drug tiers if applicable]* drugs**


---

<b>Section 4.1</b>	<b>You stay in the Deductible Stage until you have paid \$<i>[insert deductible amount]</i> for your <i>[insert drug tiers if applicable]</i> drugs</b>
--------------------	---

*[Plans with no deductible replace Section 4 title with: There is no deductible for *[insert 2018 plan name]*.]*

*[Plans with no deductible replace Section 4.1 title with: You do not pay a deductible for your Part D drugs.]*

**Chapter 6. What you pay for your Part D prescription drugs**

---

*[Plans with no deductible replace text below with: There is no deductible for [insert 2018 plan name]. You begin in the Initial Coverage Stage when you fill your first prescription of the year. See Section 5 for information about your coverage in the Initial Coverage Stage.]*

Because most of our members get “Extra Help” with their prescription drug costs, the Deductible Stage does not apply to most members. If you receive “Extra Help,” this payment stage does not apply to you.

*[Plans enrolling members who are LIS level 4, replace the previous paragraph with: Most of our members get “Extra Help” with their prescription drug costs, so the Deductible Stage does not apply to many of them. If you receive “Extra Help,” your deductible amount depends on the level of “Extra Help” you receive – you will either:*

- Not pay a deductible
- --or-- Pay a deductible of *[insert LIS 4 deductible amount]*.

*[If not applicable, omit information about the LIS Rider.]* Look at the separate insert (the “LIS Rider”) for information about your deductible amount.]

If you do not receive “Extra Help,” the Deductible Stage is the first payment stage for your drug coverage. *[Plans with a deductible for all drug types/tiers, insert: This stage begins when you fill your first prescription in the year. When you are in this payment stage, **you must pay the full cost of your drugs** until you reach the plan’s deductible amount, which is \$[insert deductible amount] for 2018.] [Plans with a deductible on only a subset of drugs, insert: You will pay a yearly deductible of \$[insert deductible amount] on [insert applicable drug tiers] drugs. **You must pay the full cost of your [insert applicable drug tiers] drugs** until you reach the plan’s deductible amount. For all other drugs, you will not have to pay any deductible and will start receiving coverage immediately.]*

- Your “**full cost**” is usually lower than the normal full price of the drug, since our plan has negotiated lower costs for most drugs.
- The “**deductible**” is the amount you must pay for your Part D prescription drugs before the plan begins to pay its share.

Once you have paid \$*[insert deductible amount]* for your *[insert drug tiers if applicable]* drugs, you leave the Deductible Stage and move on to the next drug payment stage, which is the Initial Coverage Stage.

---

## **SECTION 5      During the Initial Coverage Stage, the plan pays its share of your drug costs and you pay your share**

---

*[Plans with a single coverage stage: modify this section as necessary.]*

*[Plans with no cost-sharing in the Initial Coverage Stage: modify this section as necessary.]*

<b>Section 5.1</b>	<b>What you pay for a drug depends on the drug and where you fill your prescription</b>
--------------------	---

During the Initial Coverage Stage, the plan pays its share of the cost of your covered prescription drugs, and you pay your share (your *[insert as applicable: copayment OR coinsurance amount OR copayment or coinsurance amount]*). Your share of the cost will vary depending on the drug and where you fill your prescription.

**The plan has *[insert number of tiers]* cost-sharing tiers**

*[Plans that do not use drug tiers should omit this section.]*

Every drug on the plan's Drug List is in one of *[insert number of tiers]* cost-sharing tiers. In general, the higher the cost-sharing tier number, the higher your cost for the drug:

- *[Plans should briefly describe each tier (e.g., Cost-Sharing Tier 1 includes generic drugs). Indicate which is the lowest tier and which is the highest tier.]*

To find out which cost-sharing tier your drug is in, look it up in the plan's Drug List.

**Your pharmacy choices**

How much you pay for a drug depends on whether you get the drug from:

- *[Plans with retail network pharmacies that offer preferred cost-sharing, delete this bullet and use next two bullets instead.]* A retail pharmacy that is in our plan's network
- *[Plans with retail network pharmacies that offer preferred cost-sharing, insert: A network retail pharmacy]*
- *[Plans with retail network pharmacies that offer preferred cost-sharing, insert: A network retail pharmacy that offers preferred cost-sharing]*
- A pharmacy that is not in the plan's network
- *[Plans without mail-order service, delete this bullet.]* The plan's mail-order pharmacy

For more information about these pharmacy choices and filling your prescriptions, see Chapter 5 in this booklet and the plan's *Pharmacy Directory*.

*[Include if plan has network pharmacies that offer preferred cost-sharing. Generally, we will cover your prescriptions only if they are filled at one of our network pharmacies. Some of our network pharmacies also offer preferred cost-sharing. You may go to either network pharmacies that offer preferred cost-sharing or other network pharmacies that offer standard cost-sharing to receive your covered prescription drugs. Your costs may be less at pharmacies that offer preferred cost-sharing.]*

**Chapter 6. What you pay for your Part D prescription drugs**

<b>Section 5.2</b>	<b>A table that shows your costs for a one-month supply of a drug</b>
--------------------	---

*[Plans using only copayments or only coinsurance should edit this section to reflect the plan's cost-sharing.]* During the Initial Coverage Stage, your share of the cost of a covered drug will be either a copayment or coinsurance.

- **“Copayment”** means that you pay a fixed amount each time you fill a prescription.
- **“Coinsurance”** means that you pay a percent of the total cost of the drug each time you fill a prescription.

As shown in the table below, the amount of the copayment or coinsurance depends on which cost-sharing tier your drug is in. Please note:

- *[Plans without copayments omit]* If your covered drug costs less than the copayment amount listed in the chart, you will pay that lower price for the drug. You pay *either* the full price of the drug *or* the copayment amount, *whichever is lower*.
- We cover prescriptions filled at out-of-network pharmacies in only limited situations. Please see Chapter 5, Section 2.5 for information about when we will cover a prescription filled at an out-of-network pharmacy.

*[If the plan has retail network pharmacies that offer preferred cost-sharing, the chart must include both standard and preferred cost-sharing rates. For plans that offer mail-order benefits with both preferred and standard cost-sharing, sponsors may at their option modify the chart to indicate the different rates. If any columns do not apply to the plan (e.g., preferred cost-sharing or mail order), remove them from the table. The plan may also add or remove tiers as necessary. If mail order is not available for certain tiers, plans should insert the following text in the cost-sharing cell: “Mail order is not available for drugs in [insert tier].”]*

*[Plans CMS has approved to exclusively enroll QMBs, SLMBs, QIs, or dual eligible individuals with full Medicaid benefits may delete columns and modify the chart as necessary to reflect the plan's prescription drug coverage.]*



**Chapter 6. What you pay for your Part D prescription drugs****Your share of the cost when you get a *one-month* supply of a covered Part D prescription drug:**

<b>Tier</b>	<b>Standard retail cost-sharing (in-network)</b> (up to a <i>[insert number of days]</i> -day supply)	<b>Preferred retail cost-sharing (in-network)</b> (up to a <i>[insert number of days]</i> -day supply)	<b>Mail-order cost-sharing</b> (up to a <i>[insert number of days]</i> -day supply)	<b>Long-term care (LTC) cost-sharing</b> (up to a <i>[insert number of days]</i> -day supply)	<b>Out-of-network cost-sharing</b> (Coverage is limited to certain situations; see Chapter 5 for details.) (up to a <i>[insert number of days]</i> -day supply)
<b>Cost-Sharing Tier 1</b> ( <i>[insert description, e.g., “generic drugs”]</i> )	<i>[Insert copay/coinsurance]</i>	<i>[Insert copay/coinsurance]</i>	<i>[Insert copay/coinsurance]</i>	<i>[Insert copay/coinsurance]</i>	<i>[Insert copay/coinsurance]</i>
<b>Cost-Sharing Tier 2</b> ( <i>[insert description]</i> )	<i>[Insert copay/coinsurance]</i>	<i>[Insert copay/coinsurance]</i>	<i>[Insert copay/coinsurance]</i>	<i>[Insert copay/coinsurance]</i>	<i>[Insert copay/coinsurance]</i>
<b>Cost-Sharing Tier 3</b> ( <i>[insert description]</i> )	<i>[Insert copay/coinsurance]</i>	<i>[Insert copay/coinsurance]</i>	<i>[Insert copay/coinsurance]</i>	<i>[Insert copay/coinsurance]</i>	<i>[Insert copay/coinsurance]</i>
<b>Cost-Sharing Tier 4</b> ( <i>[insert description]</i> )	<i>[Insert copay/coinsurance]</i>	<i>[Insert copay/coinsurance]</i>	<i>[Insert copay/coinsurance]</i>	<i>[Insert copay/coinsurance]</i>	<i>[Insert copay/coinsurance]</i>

**Section 5.3**
**If your doctor prescribes less than a full month’s supply, you may not have to pay the cost of the entire month’s supply**

Typically, the amount you pay for a prescription drug covers a full month’s supply of a covered drug. However, your doctor can prescribe less than a month’s supply of drugs. There may be times when you want to ask your doctor about prescribing less than a month’s supply of a drug (for example, when you are trying a medication for the first time that is known to have serious side effects). If your doctor prescribes less than a full month’s supply, you will not have to pay for the full month’s supply for certain drugs.

The amount you pay when you get less than a full month’s supply will depend on whether you are responsible for paying coinsurance (a percentage of the total cost) or a copayment (a flat dollar amount).

- If you are responsible for coinsurance, you pay a *percentage* of the total cost of the drug. You pay the same percentage regardless of whether the prescription is for a full month’s supply or for fewer days. However, because the entire drug cost will be lower if you get less than a full month’s supply, the *amount* you pay will be less.

**Chapter 6. What you pay for your Part D prescription drugs**

- If you are responsible for a copayment for the drug, your copay will be based on the number of days of the drug that you receive. We will calculate the amount you pay per day for your drug (the “daily cost-sharing rate”) and multiply it by the number of days of the drug you receive.
  - *[If the plan’s one month’s supply is not 30 days, edit the number of days in and the copay for a full month’s supply. For example, if the plan’s one-month supply is 28 days, revise the information in the next two bullets to reflect a 28-day supply of drugs and a \$28 copay.]* Here’s an example: Let’s say the copay for your drug for a full month’s supply (a 30-day supply) is \$30. This means that the amount you pay per day for your drug is \$1. If you receive a 7 days’ supply of the drug, your payment will be \$1 per day multiplied by 7 days, for a total payment of \$7.

Daily cost-sharing allows you to make sure a drug works for you before you have to pay for an entire month’s supply. You can also ask your doctor to prescribe, and your pharmacist to dispense, less than a full month’s supply of a drug or drugs, if this will help you better plan refill dates for different prescriptions so that you can take fewer trips to the pharmacy. The amount you pay will depend upon the days’ supply you receive.

**Section 5.4**      **A table that shows your costs for a long-term (*[insert if applicable: up to a]* *[insert number of days]*-day) supply of a drug**

*[Plans that do not offer extended-day supplies delete Section 5.4.]*

For some drugs, you can get a long-term supply (also called an “extended supply”) when you fill your prescription. A long-term supply is *[insert if applicable: up to a]* *[insert number of days]*-day supply. (For details on where and how to get a long-term supply of a drug, see Chapter 5, Section 2.4.)

The table below shows what you pay when you get a long-term (*[insert if applicable: up to a]* *[insert number of days]*-day) supply of a drug.

*[If the plan has retail network pharmacies that offer preferred cost-sharing, the chart must include both standard and preferred cost-sharing rates. For plans that offer mail-order benefits with both preferred and standard cost-sharing, sponsors may at their option modify the chart to indicate the different rates. If any columns do not apply to the plan (e.g., preferred cost-sharing or mail order), remove them from the table. The plan may also add or remove tiers as necessary. If mail order is not available for certain tiers, plans should insert the following text in the cost-sharing cell: “Mail order is not available for drugs in *[insert tier]*.”]*

*[Plans must include all of their tiers in the table. If plans do not offer extended-day supplies for certain tiers, the plan should use the following text in the cost-sharing cell: “A long-term supply is not available for drugs in *[insert tier]*.”]*



**Chapter 6. What you pay for your Part D prescription drugs**

*[Plans CMS has approved to exclusively enroll QMBs, SLMBs, QIs, or other full-benefit dual eligible individuals may delete columns and modify the chart as necessary to reflect the plan's prescription drug coverage.]*

**Your share of the cost when you get a *long-term* supply of a covered Part D prescription drug:**

<b>Tier</b>	<b>Standard retail cost-sharing (in-network)</b> ( <i>[insert if applicable: up to a] [insert number of days]-day supply</i> )	<b>Preferred retail cost-sharing (in-network)</b> ( <i>[insert if applicable: up to a] [insert number of days]-day supply</i> )	<b>Mail-order cost-sharing</b> ( <i>[insert if applicable: up to a] [insert number of days]-day supply</i> )
<b>Cost-Sharing Tier 1</b> ( <i>[insert description]</i> )	<i>[Insert copay/coinsurance]</i>	<i>[Insert copay/coinsurance]</i>	<i>[Insert copay/coinsurance]</i>
<b>Cost-Sharing Tier 2</b> ( <i>[insert description]</i> )	<i>[Insert copay/coinsurance]</i>	<i>[Insert copay/coinsurance]</i>	<i>[Insert copay/coinsurance]</i>
<b>Cost-Sharing Tier 3</b> ( <i>[insert description]</i> )	<i>[Insert copay/coinsurance]</i>	<i>[Insert copay/coinsurance]</i>	<i>[Insert copay/coinsurance]</i>
<b>Cost-Sharing Tier 4</b> ( <i>[insert description]</i> )	<i>[Insert copay/coinsurance]</i>	<i>[Insert copay/coinsurance]</i>	<i>[Insert copay/coinsurance]</i>

**Section 5.5**

**You stay in the Initial Coverage Stage until your *[insert as applicable: total drug costs for the year reach \$[insert initial coverage limit] OR out-of-pocket costs for the year reach \$[insert 2018 out-of-pocket threshold]]***

You stay in the Initial Coverage Stage until the total amount for the prescription drugs you have filled and refilled reaches the ***\$[insert initial coverage limit]* limit for the Initial Coverage Stage.**

Your total drug cost is based on adding together what you have paid and what any Part D plan has paid:

- **What you have paid** for all the covered drugs you have gotten since you started with your first drug purchase of the year. (See Section 6.2 for more information about how Medicare calculates your out-of-pocket costs.) This includes:
  - *[Plans without a deductible, omit]* The *\$[insert deductible amount]* you paid when you were in the Deductible Stage.
  - *[Plans enrolling members who are LIS level 4, replace previous bullet with: The total amount you paid when you were in the Deductible Stage, which is either \$0 or \$[insert parameter amount].]*

**Chapter 6. What you pay for your Part D prescription drugs**

---

- The total you paid as your share of the cost for your drugs during the Initial Coverage Stage.
- **What the plan has paid** as its share of the cost for your drugs during the Initial Coverage Stage. (If you were enrolled in a different Part D plan at any time during 2018, the amount that plan paid during the Initial Coverage Stage also counts toward your total drug costs.)

*[Plans with no additional coverage gap replace the text above with: You stay in the Initial Coverage Stage until your total out-of-pocket costs reach \$[insert 2018 out-of-pocket threshold]. Medicare has rules about what counts and what does *not* count as your out-of-pocket costs. (See Section [insert section] for information about how Medicare counts your out-of-pocket costs.) When you reach an out-of-pocket limit of \$[insert 2018 out-of-pocket threshold], you leave the Initial Coverage Gap and move on to the Catastrophic Coverage Stage.]*

*[Insert if applicable: We offer additional coverage on some prescription drugs that are not normally covered in a Medicare Prescription Drug Plan. Payments made for these drugs will not count toward your [insert if plan has a coverage gap: initial coverage limit or] total out-of-pocket costs. [Insert only if plan pays for OTC drugs as part of its administrative costs: We also provide some over-the-counter medications exclusively for your use. These over-the-counter drugs are provided at no cost to you.] To find out which drugs our plan covers, refer to your formulary.]*

The *Part D Explanation of Benefits* (Part D EOB) that we send to you will help you keep track of how much you and the plan, as well as any third parties, have spent on your behalf during the year. Many people do not reach the *[insert as applicable: \$[insert initial coverage limit] OR \$[insert 2018 out-of-pocket threshold]]* limit in a year.

We will let you know if you reach this *[insert as applicable: \$[insert initial coverage limit] OR \$[insert 2018 out-of-pocket threshold]]* amount. If you do reach this amount, you will leave the Initial Coverage Stage and move on to the *[insert as applicable: Coverage Gap Stage OR Catastrophic Coverage Stage]*.

**Section 5.6                      How Medicare calculates your out-of-pocket costs for prescription drugs**

*[Plans with no coverage gap (except those with a single coverage stage): insert Section 5.6.]*

Medicare has rules about what counts and what does *not* count as your out-of-pocket costs. When you reach an out-of-pocket limit of *\$[insert 2018 out-of-pocket threshold]*, you leave the Initial Coverage Stage and move on to the Catastrophic Coverage Stage.

Here are Medicare's rules that we must follow when we keep track of your out-of-pocket costs for your drugs.

**Chapter 6. What you pay for your Part D prescription drugs**

---

**These payments are included in your out-of-pocket costs**

When you add up your out-of-pocket costs, **you can include** the payments listed below (as long as they are for Part D covered drugs and you followed the rules for drug coverage that are explained in Chapter 5 of this booklet):

- The amount you pay for drugs when you are in any of the following drug payment stages:
  - *[Plans without a deductible, omit]* The Deductible Stage
  - The Initial Coverage Stage
- Any payments you made during this calendar year as a member of a different Medicare prescription drug plan before you joined our plan.

**It matters who pays:**

- If you make these payments **yourself**, they are included in your out-of-pocket costs.
- These payments are *also included* if they are made on your behalf by **certain other individuals or organizations**. This includes payments for your drugs made by a friend or relative, by most charities, by AIDS drug assistance programs, *[plans without an SPAP in their state delete next item]* by a State Pharmaceutical Assistance Program that is qualified by Medicare, or by the Indian Health Service. Payments made by Medicare's "Extra Help" Program are also included.

**Moving on to the Catastrophic Coverage Stage:**

When you (or those paying on your behalf) have spent a total of \$*[insert 2018 out-of-pocket threshold]* in out-of-pocket costs within the calendar year, you will move from the Initial Coverage Stage to the Catastrophic Coverage Stage.

---

## **These payments are not included in your out-of-pocket costs**

When you add up your out-of-pocket costs, you **are not allowed to include** any of these types of payments for prescription drugs:

- *[Plans with no premium, omit]* The amount you pay for your monthly premium.
- Drugs you buy outside the United States and its territories.
- Drugs that are not covered by our plan.
- Drugs you get at an out-of-network pharmacy that do not meet the plan's requirements for out-of-network coverage.
- Drugs covered by Medicaid only.
- *[Insert if plan does not provide coverage for excluded drugs as a supplemental benefit: Non-Part D drugs, including prescription drugs covered by Part A or Part B and other drugs excluded from coverage by Medicare.]*

*[Insert next two bullets if plan provides coverage for excluded drugs as a supplemental benefit:*

- Prescription drugs covered by Part A or Part B.
- Payments you make toward drugs covered under our additional coverage but not normally covered in a Medicare Prescription Drug Plan.]
- *[Insert if applicable: Payments you make toward prescription drugs not normally covered in a Medicare Prescription Drug Plan.]*
- Payments made by the plan for your brand or generic drugs while in the Coverage Gap.
- Payments for your drugs that are made by group health plans including employer health plans.
- Payments for your drugs that are made by certain insurance plans and government-funded health programs such as TRICARE and Veterans Affairs.
- Payments for your drugs made by a third-party with a legal obligation to pay for prescription costs (for example, workers' compensation).

*Reminder:* If any other organization such as the ones listed above pays part or all of your out-of-pocket costs for drugs, you are required to tell our plan. Call Member Services to let us know (phone numbers are printed on the back cover of this booklet).

---

## ***How can you keep track of your out-of-pocket total?***

- **We will help you.** The *Part D Explanation of Benefits* (Part D EOB) report we send to you includes the current amount of your out-of-pocket costs (Section 3 in this chapter tells about this report). When you reach a total of *[\$insert 2018 out-of-pocket threshold]* in out-of-pocket costs for the year, this report will tell you that you have left the Initial Coverage Stage and have moved on to the Catastrophic Coverage Stage.

**Chapter 6. What you pay for your Part D prescription drugs**

---

- **Make sure we have the information we need.** Section 3.2 tells what you can do to help make sure that our records of what you have spent are complete and up to date.]

---

**SECTION 6**      **During the Coverage Gap Stage, *[insert as appropriate: you receive a discount on brand name drugs and pay no more than 44% of the costs of generic drugs OR the plan provides some drug coverage]***

---

<b>Section 6.1</b>	<b>You stay in the Coverage Gap Stage until your out-of-pocket costs reach \$<i>[insert 2018 out-of-pocket threshold]</i></b>
--------------------	---

*[Plans with no coverage gap replace Section 6 title with: There is no coverage gap for *[insert 2018 plan name]*.]*

*[Plans with no coverage gap replace Section 6.1 title with: You do not have a coverage gap for your Part D drugs.]*

*[Plans with no coverage gap replace text below with: There is no coverage gap for *[insert 2018 plan name]*. Once you leave the Initial Coverage Stage, you move on to the Catastrophic Coverage Stage. See Section 7 for information about your coverage in the Catastrophic Coverage Stage.]*

*[Plans with some coverage in the gap, revise the text below as needed to describe the plan's coverage.]*

When you are in the Coverage Gap Stage, the Medicare Coverage Gap Discount Program provides manufacturer discounts on brand name drugs. You pay 35% of the negotiated price and a portion of the dispensing fee for brand name drugs. Both the amount you pay and the amount discounted by the manufacturer count toward your out-of-pocket costs as if you had paid them and move you through the coverage gap.

You also receive some coverage for generic drugs. You pay no more than 44% of the cost for generic drugs and the plan pays the rest. For generic drugs, the amount paid by the plan (56%) does not count toward your out-of-pocket costs. Only the amount you pay counts and moves you through the coverage gap.

You continue paying the discounted price for brand name drugs and no more than 44% of the costs of generic drugs until your yearly out-of-pocket payments reach a maximum amount that Medicare has set. In 2018, that amount is \$*[insert 2018 out-of-pocket threshold]*.

Medicare has rules about what counts and what does *not* count as your out-of-pocket costs. When you reach an out-of-pocket limit of \$*[insert 2018 out-of-pocket threshold]*, you leave the Coverage Gap Stage and move on to the Catastrophic Coverage Stage.

**Chapter 6. What you pay for your Part D prescription drugs**

---

<b>Section 6.2</b>	<b>How Medicare calculates your out-of-pocket costs for prescription drugs</b>
--------------------	--

*[Plans with a coverage gap: insert Section 6.2.]*

Here are Medicare's rules that we must follow when we keep track of your out-of-pocket costs for your drugs.

---

**These payments are included in your out-of-pocket costs**

*When you add up your out-of-pocket costs, **you can include** the payments listed below (as long as they are for Part D covered drugs and you followed the rules for drug coverage that are explained in Chapter 5 of this booklet):*

- The amount you pay for drugs when you are in any of the following drug payment stages:
  - *[Plans without a deductible, omit]* The Deductible Stage
  - The Initial Coverage Stage
  - The Coverage Gap Stage
- Any payments you made during this calendar year as a member of a different Medicare prescription drug plan before you joined our plan.

**It matters who pays:**

- If you make these payments **yourself**, they are included in your out-of-pocket costs.
- These payments are *also included* if they are made on your behalf by **certain other individuals or organizations**. This includes payments for your drugs made by a friend or relative, by most charities, by AIDS drug assistance programs, *[plans without an SPAP in their state delete next item]* by a State Pharmaceutical Assistance Program that is qualified by Medicare, or by the Indian Health Service. Payments made by Medicare's "Extra Help" Program are also included.
- Some of the payments made by the Medicare Coverage Gap Discount Program are included. The amount the manufacturer pays for your brand name drugs is included. But the amount the plan pays for your generic drugs is not included.

**Moving on to the Catastrophic Coverage Stage:**

When you (or those paying on your behalf) have spent a total of \$*[insert 2018 out-of-pocket threshold]* in out-of-pocket costs within the calendar year, you will move from the *[insert as applicable: Initial Coverage Stage OR Coverage Gap Stage]* to the Catastrophic Coverage Stage.

---

**Chapter 6. What you pay for your Part D prescription drugs**

---

**These payments are not included in your out-of-pocket costs**

When you add up your out-of-pocket costs, you are not allowed to include any of these types of payments for prescription drugs:

- *[Plans with no premium, omit]* The amount you pay for your monthly premium.
- Drugs you buy outside the United States and its territories.
- Drugs that are not covered by our plan.
- Drugs you get at an out-of-network pharmacy that do not meet the plan's requirements for out-of-network coverage.
- *[Insert if plan does not provide coverage for excluded drugs as a supplemental benefit: Non-Part D drugs, including prescription drugs covered by Part A or Part B and other drugs excluded from coverage by Medicare.]*

*[Insert next two bullets if plan provides coverage for excluded drugs as a supplemental benefit:*

- Prescription drugs covered by Part A or Part B.
- Payments you make toward drugs covered under our additional coverage but not normally covered in a Medicare Prescription Drug Plan.]
- *[Insert if applicable: Payments you make toward prescription drugs not normally covered in a Medicare Prescription Drug Plan.]*
- Payments made by the plan for your brand or generic drugs while in the Coverage Gap.
- Payments for your drugs that are made by group health plans including employer health plans.
- Payments for your drugs that are made by certain insurance plans and government-funded health programs such as TRICARE and Veterans Affairs.
- Payments for your drugs made by a third-party with a legal obligation to pay for prescription costs (for example, workers compensation).

*Reminder:* If any other organization such as the ones listed above pays part or all of your out-of-pocket costs for drugs, you are required to tell our plan. Call Member Services to let us know (phone numbers are printed on the back cover of this booklet).

---

**Chapter 6. What you pay for your Part D prescription drugs**

---

***How can you keep track of your out-of-pocket total?***

- **We will help you.** The *Part D Explanation of Benefits* (Part D EOB) report we send to you includes the current amount of your out-of-pocket costs (Section 3 in this chapter tells about this report). When you reach a total of *[\$insert 2018 out-of-pocket threshold]* in out-of-pocket costs for the year, this report will tell you that you have left the *[insert as applicable: Initial Coverage Stage OR Coverage Gap Stage]* and have moved on to the Catastrophic Coverage Stage.
- **Make sure we have the information we need.** Section 3.2 tells what you can do to help make sure that our records of what you have spent are complete and up to date.

---

<b>SECTION 7</b>	<b>During the Catastrophic Coverage Stage, the plan pays <i>[insert as applicable: all OR most]</i> of the costs for your drugs</b>
------------------	---

---

<b>Section 7.1</b>	<b>Once you are in the Catastrophic Coverage Stage, you will stay in this stage for the rest of the year</b>
--------------------	--

*[Plans with a single coverage stage: modify this section as necessary.]*

You qualify for the Catastrophic Coverage Stage when your out-of-pocket costs have reached the *[\$insert 2018 out-of-pocket threshold]* limit for the calendar year. Once you are in the Catastrophic Coverage Stage, you will stay in this payment stage until the end of the calendar year.

*[Plans insert appropriate option for your catastrophic cost-sharing:]*

*Option 1:*

During this stage, the plan will pay all of the costs for your drugs.

*Option 2:*

- **Your share** of the cost for a covered drug will be either coinsurance or a copayment, whichever is the *larger* amount:
  - – *either* – Coinsurance of 5% of the cost of the drug
  - – *or* – *[\$Insert 2018 catastrophic cost-sharing amount for generics/preferred multisource drugs]* for a generic drug or a drug that is treated like a generic and *[\$Insert 2018 catastrophic cost-sharing amount for all other drugs]* for all other drugs.
- **Our plan pays the rest** of the cost.



*Option 3:*

*[Insert appropriate tiered cost-sharing amounts].* We will pay the rest.

*Option for plans enrolling members who are LIS level 4:*

If you receive “Extra Help” to pay for your prescription drugs, your costs for covered drugs will depend on the level of “Extra Help” you receive. During this stage, your share of the cost for a covered drug will be either:

- \$0; or
- A coinsurance or a copayment, whichever is the *larger* amount:
  - – *either* – Coinsurance of 5% of the cost of the drug
  - – *or* – \$*[Insert 2018 catastrophic cost-sharing amount for generics/preferred multisource drugs]* for a generic drug or a drug that is treated like a generic and \$*[Insert 2018 catastrophic cost-sharing amount for all other drugs]* for all other drugs.
  - **Our plan pays the rest** of the cost

*[If not applicable, omit information about the LIS Rider.]* Look at the separate insert (the “LIS Rider”) for information about your costs during the Catastrophic Coverage Stage.]

*[If plan provides coverage for excluded drugs as a supplemental benefit, insert a description of cost-sharing in the Catastrophic Coverage Stage.]*

---

## **SECTION 8 Additional benefits information**

---

<b>Section 8.1</b>	<b>Our plan offers additional benefits</b>
--------------------	--

*[Optional: Insert any additional benefits information based on the plan’s approved bid that is not captured in the sections above.]*

*[Plans with no cost-sharing may move this section to Chapter 5.]*

---

## **SECTION 9 What you pay for vaccinations covered by Part D depends on how and where you get them**

---

<b>Section 9.1</b>	<b>Our plan may have separate coverage for the Part D vaccine medication itself and for the cost of giving you the vaccine</b>
--------------------	--

*[Plans may revise this section as needed.]*

**Chapter 6. What you pay for your Part D prescription drugs**

---

Our plan provides coverage of a number of Part D vaccines. We also cover vaccines that are considered medical benefits. You can find out about coverage of these vaccines by going to the Benefits Chart in Chapter 4, Section 2.1.

There are two parts to our coverage of Part D vaccinations:

- The first part of coverage is the cost of **the vaccine medication itself**. The vaccine is a prescription medication.
- The second part of coverage is for the cost of **giving you the vaccine**. (This is sometimes called the “administration” of the vaccine.)

**What do you pay for a Part D vaccination?**

What you pay for a Part D vaccination depends on three things:

1. **The type of vaccine** (what you are being vaccinated for).
  - Some vaccines are considered medical benefits. You can find out about your coverage of these vaccines by going to Chapter 4, *Benefits Chart (what is covered [insert if plan has cost-sharing: and what you pay])*.
  - Other vaccines are considered Part D drugs. You can find these vaccines listed in the plan’s *List of Covered Drugs (Formulary)*.
2. **Where you get the vaccine medication.**
3. **Who gives you the vaccine.**

What you pay at the time you get the Part D vaccination can vary depending on the circumstances. For example:

- Sometimes when you get your vaccine, you will have to pay the entire cost for both the vaccine medication and for getting the vaccine. You can ask our plan to pay you back *[insert if plan has cost-sharing: for our share of the cost]*.
- Other times, when you get the vaccine medication or the vaccine, you will pay *[insert as applicable: nothing OR only your share of the cost]*.

To show how this works, here are three common ways you might get a Part D vaccine. *[Insert if applicable: Remember you are responsible for all of the costs associated with vaccines (including their administration) during the [insert as applicable: Deductible Stage OR Coverage Gap Stage OR Deductible and Coverage Gap Stage] of your benefit.]*

*Situation 1:* You buy the Part D vaccine at the pharmacy and you get your vaccine at the network pharmacy. (Whether you have this choice depends on where you live. Some states do not allow pharmacies to administer a vaccination.)

- You will *[insert as applicable: pay nothing to the pharmacy for the vaccine itself OR have to pay the pharmacy the amount of your [insert*

**Chapter 6. What you pay for your Part D prescription drugs**

---

*as appropriate: coinsurance OR copayment]] for the vaccine and the cost of giving you the vaccine.*

- Our plan will pay the remainder of the costs.

*Situation 2:* You get the Part D vaccination at your doctor's office.

- When you get the vaccination, you will pay for the entire cost of the vaccine and its administration.
- You can then ask our plan to pay you back *[insert if plan has cost-sharing: for our share of the cost]* by using the procedures that are described in Chapter 7 of this booklet (*Asking us to pay [insert if plan has cost-sharing: our share of] a bill you have received for covered medical services or drugs*).
- You will be reimbursed the amount you paid *[insert if plan has cost-sharing: less your normal [insert as appropriate: coinsurance OR copayment] for the vaccine (including administration) [Insert the following only if an out-of-network differential is charged: less any difference between the amount the doctor charges and what we normally pay. (If you get "Extra Help," we will reimburse you for this difference.)]]*.

*Situation 3:* You buy the Part D vaccine at your pharmacy, and then take it to your doctor's office where they give you the vaccine.

- You will *[insert as applicable: pay nothing to the pharmacy for the vaccine itself OR have to pay the pharmacy the amount of your copayment for the vaccine itself]*.
- When your doctor gives you the vaccine, you will pay the entire cost for this service. You can then ask our plan to pay you back *[plans with cost-sharing insert: for our share of the cost]* by using the procedures described in Chapter 7 of this booklet.
- You will be reimbursed the amount charged by the doctor for administering the vaccine.

*[Insert any additional information about your coverage of vaccines and vaccine administration.]*

**Section 9.2****You may want to call us at Member Services before you get a vaccination**

*[Plans may revise this section as needed.]*

The rules for coverage of vaccinations are complicated. We are here to help. We recommend that you call us first at Member Services whenever you are planning to get a vaccination. (Phone numbers for Member Services are printed on the back cover of this booklet.)

**Chapter 6. What you pay for your Part D prescription drugs**

---

- We can tell you about how your vaccination is covered by our plan *[insert if plan has cost-sharing: and explain your share of the cost]*.
- *[Insert if applicable: We can tell you how to keep your own cost down by using providers and pharmacies in our network.]*
- If you are not able to use a network provider and pharmacy, we can tell you what you need to do to ask us to pay you back *[insert if plan has cost-sharing: for our share of the cost]*.

## CHAPTER 7

*Asking us to pay [plans with cost-sharing insert: our share of] a bill you have received for covered medical services or drugs*

**Chapter 7. Asking us to pay [plans with cost-sharing insert: our share of] a bill you have received for covered medical services or drugs**

---

**Chapter 7. Asking us to pay [plans with cost-sharing insert: our share of] a bill you have received for covered medical services or drugs**

<b>SECTION 1</b>	<b>Situations in which you should ask us to pay for your covered services or drugs.....</b>	<b>155</b>
Section 1.1	If you pay for your covered services or drugs, or if you receive a bill, you can ask us for payment .....	155
<b>SECTION 2</b>	<b>How to ask us to pay you back or to pay a bill you have received.....</b>	<b>157</b>
Section 2.1	How and where to send us your request for payment .....	158
<b>SECTION 3</b>	<b>We will consider your request for payment and say yes or no.....</b>	<b>159</b>
Section 3.1	We check to see whether we should cover the service or drug <i>[insert if the plan has cost-sharing: and how much we owe]</i> .....	159
Section 3.2	If we tell you that we will not pay for <i>[plans with cost-sharing insert: all or part of]</i> the medical care or drug, you can make an appeal .....	159
<b>SECTION 4</b>	<b>Other situations in which you should save your receipts and send copies to us.....</b>	<b>160</b>
Section 4.1	In some cases, you should send copies of your receipts to us to help us track your out-of-pocket drug costs.....	160

## **Chapter 7. Asking us to pay [plans with cost-sharing insert: our share of] a bill you have received for covered medical services or drugs**

*[Plans with an arrangement with the State may add language to reflect that the organization is not allowed to reimburse members for Medicaid covered benefits. Plans may not revise the chapter or section headings except as indicated.]*

### **SECTION 1 Situations in which you should ask us to pay for your covered services or drugs**

#### **Section 1.1 If you pay for your covered services or drugs, or if you receive a bill, you can ask us for payment**

Our network providers bill the plan directly for your covered services and drugs *[plans with cost-sharing delete the rest of this sentence]* – you should not receive a bill for covered services or drugs. If you get a bill for *[plans with cost-sharing insert: the full cost of]* medical care or drugs you have received, you should send this bill to us so that we can pay it. When you send us the bill, we will look at the bill and decide whether the services should be covered. If we decide they should be covered, we will pay the provider directly.

If you have already paid for services or drugs covered by the plan, you can ask our plan to pay you back (paying you back is often called “reimbursing” you). It is your right to be paid back by our plan whenever you’ve paid *[insert if plan has cost-sharing: more than your share of the cost]* for medical services or drugs that are covered by our plan. When you send us a bill you have already paid, we will look at the bill and decide whether the services or drugs should be covered. If we decide they should be covered, we will pay you back for the services or drugs.

Here are examples of situations in which you may need to ask our plan to pay you back or to pay a bill you have received.

#### **1. When you’ve received emergency or urgently needed medical care from a provider who is not in our plan’s network**

You can receive emergency services from any provider, whether or not the provider is a part of our network. When you receive emergency or urgently needed services from a provider who is not part of our network, you should ask the provider to bill the plan.

- If you pay the entire amount yourself at the time you receive the care, you need to ask us to pay you back *[insert if the plan has cost-sharing: for our share of the cost]*. Send us the bill, along with documentation of any payments you have made.
- At times you may get a bill from the provider asking for payment that you think you do not owe. Send us this bill, along with documentation of any payments you have already made.
  - If the provider is owed anything, we will pay the provider directly.
  - If you have already paid *[insert if the plan has cost-sharing: more than your share of the cost]* for the service, we will *[insert if the plan has cost-sharing:*

**Chapter 7. Asking us to pay [plans with cost-sharing insert: our share of] a bill you have received for covered medical services or drugs**

---

determine how much you owed and] pay you back *[insert if the plan has cost-sharing: for our share of the cost]*.

**2. When a network provider sends you a bill you think you should not pay**

Network providers should always bill the plan directly. But sometimes they make mistakes, and ask you to pay *[insert as appropriate: for your services OR more than your share of the cost]*.

- *[Plans that are zero cost-share plans or approved to exclusively enroll full-benefit dual eligible individuals who do not pay Parts A and B cost sharing delete this paragraph.]* You only have to pay your cost-sharing amount when you get services covered by our plan. We do not allow providers to add additional separate charges, called “balance billing.” This protection (that you never pay more than your cost-sharing amount) applies even if we pay the provider less than the provider charges for a service and even if there is a dispute and we don’t pay certain provider charges. *[Plans that include both members who pay Parts A and B service cost sharing and members who do not pay Parts A and B service cost sharing insert: If you are eligible for Medicare cost-sharing assistance under Medicaid, we do not allow providers to bill you for covered services. We pay our providers directly, and we protect you from any charges. This is true even if we pay the provider less than the provider charges for a service.]* For more information about “balance billing,” go to Chapter 4, *[edit section number as needed OR delete reference if Chapter 4 has been removed]* Section 1.6.
- Whenever you get a bill from a network provider *[insert if the plan has cost-sharing: that you think is more than you should pay]*, send us the bill. We will contact the provider directly and resolve the billing problem.
- If you have already paid a bill to a network provider, *[insert if plan has cost-sharing: but you feel that you paid too much,]* send us the bill along with documentation of any payment you have made. You should ask us to pay you back *[insert as appropriate: for your covered services OR for the difference between the amount you paid and the amount you owed under the plan]*.

**3. If you are retroactively enrolled in our plan**

Sometimes a person’s enrollment in the plan is retroactive. (Retroactive means that the first day of their enrollment has already passed. The enrollment date may even have occurred last year.)

If you were retroactively enrolled in our plan and you paid out-of-pocket for any of your covered services or drugs after your enrollment date, you can ask us to pay you back *[insert if the plan has cost-sharing: for our share of the costs]*. You will need to submit paperwork for us to handle the reimbursement. Please contact Member Services for additional information about how to ask us to pay you back and deadlines for making your request. (Phone numbers for Member Services are printed on the back cover of this booklet.)



**Chapter 7. Asking us to pay [plans with cost-sharing insert: our share of] a bill you have received for covered medical services or drugs**

---

**4. When you use an out-of-network pharmacy to get a prescription filled**

If you go to an out-of-network pharmacy and try to use your membership card to fill a prescription, the pharmacy may not be able to submit the claim directly to us. When that happens, you will have to pay the full cost of your prescription. (We cover prescriptions filled at out-of-network pharmacies only in a few special situations. Please go to Chapter 5, Section 2.5 to learn more.) Save your receipt and send a copy to us when you ask us to pay you back *[insert if the plan has cost-sharing: for our share of the cost]*.

**5. When you pay the full cost for a prescription because you don't have your plan membership card with you**

If you do not have your plan membership card with you, you can ask the pharmacy to call the plan or to look up your plan enrollment information. However, if the pharmacy cannot get the enrollment information they need right away, you may need to pay the full cost of the prescription yourself. Save your receipt and send a copy to us when you ask us to pay you back *[insert if the plan has cost-sharing: for our share of the cost]*.

**6. When you pay the full cost for a prescription in other situations**

You may pay the full cost of the prescription because you find that the drug is not covered for some reason.

- For example, the drug may not be on the plan's *List of Covered Drugs (Formulary)*; or it could have a requirement or restriction that you didn't know about or don't think should apply to you. If you decide to get the drug immediately, you may need to pay the full cost for it.
- Save your receipt and send a copy to us when you ask us to pay you back. In some situations, we may need to get more information from your doctor in order to pay you back for *[insert if plan has cost-sharing: our share of the cost of]* the drug.

*[Plans should insert additional circumstances under which they will accept a paper claim from a member.]*

When you send us a request for payment, we will review your request and decide whether the service or drug should be covered. This is called making a "coverage decision." If we decide it should be covered, we will pay *[insert if the plan has cost-sharing: for our share of the cost]* for the service or drug. If we deny your request for payment, you can appeal our decision. Chapter 9 of this booklet (*What to do if you have a problem or complaint (coverage decisions, appeals, complaints)*) has information about how to make an appeal.

---

**SECTION 2      How to ask us to pay you back or to pay a bill you have received**

---

*[Plans may edit this section to include a second address if they use different addresses for processing medical and drug claims.]*

**Chapter 7. Asking us to pay [plans with cost-sharing insert: our share of] a bill you have received for covered medical services or drugs**

---

*[Plans may edit this section as necessary to describe their claims process.]*

---

**Section 2.1      How and where to send us your request for payment**

---

Send us your request for payment, along with your bill and documentation of any payment you have made. It's a good idea to make a copy of your bill and receipts for your records.

*[If the plan has developed a specific form for requesting payment, insert the following language: To make sure you are giving us all the information we need to make a decision, you can fill out our claim form to make your request for payment.]*

- You don't have to use the form, but it will help us process the information faster.
- Either download a copy of the form from our website (*[insert URL]*) or call Member Services and ask for the form. (Phone numbers for Member Services are printed on the back cover of this booklet.)

*[Plans with different addresses for Part C and Part D claims may modify this paragraph as needed and include the additional address.]* Mail your request for payment together with any bills or receipts to us at this address:

*[Insert address]*

*[If the plan allows members to submit oral payment requests, insert the following language: You may also call our plan to request payment. For details, go to Chapter 2, Section 1 and look for the section called [plans may edit section title as necessary] Where to send a request that asks us to pay [insert if the plan has cost-sharing: for our share of the cost] for medical care or a drug you have received.]*

*[Insert if applicable: **You must submit your claim to us within [insert timeframe]** of the date you received the service, item, or drug.]*

Contact Member Services if you have any questions (phone numbers are printed on the back cover of this booklet). If *[insert if the plan has cost-sharing: you don't know what you should have paid, or]* you receive bills and you don't know what to do about those bills, we can help. You can also call if you want to give us more information about a request for payment you have already sent to us.

**Chapter 7. Asking us to pay [plans with cost-sharing insert: our share of] a bill you have received for covered medical services or drugs**

---

---

**SECTION 3 We will consider your request for payment and say yes or no**

---

**Section 3.1 We check to see whether we should cover the service or drug *[insert if the plan has cost-sharing: and how much we owe]***

When we receive your request for payment, we will let you know if we need any additional information from you. Otherwise, we will consider your request and make a coverage decision.

- If we decide that the medical care or drug is covered and you followed all the rules for getting the care or drug, we will pay *[insert if the plan has cost-sharing: for our share of the cost]* for the service. If you have already paid for the service or drug, we will mail your reimbursement *[insert if the plan has cost-sharing: of our share of the cost]* to you. If you have not paid for the service or drug yet, we will mail the payment directly to the provider. (Chapter 3 explains the rules you need to follow for getting your medical services covered. Chapter 5 explains the rules you need to follow for getting your Part D prescription drugs covered.)
- If we decide that the medical care or drug is *not* covered, or you did *not* follow all the rules, we will not pay for *[insert if the plan has cost-sharing: our share of the cost of]* the care or drug. Instead, we will send you a letter that explains the reasons why we are not sending the payment you have requested and your rights to appeal that decision.

**Section 3.2 If we tell you that we will not pay for *[plans with cost-sharing insert: all or part of]* the medical care or drug, you can make an appeal**

If you think we have made a mistake in turning down your request for payment or you don't agree with the amount we are paying, you can make an appeal. If you make an appeal, it means you are asking us to change the decision we made when we turned down your request for payment.

For the details on how to make this appeal, go to Chapter 9 of this booklet (*What to do if you have a problem or complaint (coverage decisions, appeals, complaints)*). The appeals process is a formal process with detailed procedures and important deadlines. If making an appeal is new to you, you will find it helpful to start by reading Section 5 of Chapter 9. Section 5 is an introductory section that explains the process for coverage decisions and appeals and gives definitions of terms such as “appeal.” Then after you have read Section 5, you can go to the section in Chapter 9 that tells what to do for your situation:

- If you want to make an appeal about getting paid back for a medical service, go to Section 6.3 in Chapter 9.

**Chapter 7. Asking us to pay [plans with cost-sharing insert: our share of] a bill you have received for covered medical services or drugs**

---

- If you want to make an appeal about getting paid back for a drug, go to Section 7.5 of Chapter 9.

---

**SECTION 4 Other situations in which you should save your receipts and send copies to us**

---

<b>Section 4.1</b>	<b>In some cases, you should send copies of your receipts to us to help us track your out-of-pocket drug costs</b>
--------------------	--

There are some situations when you should let us know about payments you have made for your drugs. In these cases, you are not asking us for payment. Instead, you are telling us about your payments so that we can calculate your out-of-pocket costs correctly. This may help you to qualify for the Catastrophic Coverage Stage more quickly.

Below is an example of a situation when you should send us copies of receipts to let us know about payments you have made for your drugs:

**When you get a drug through a patient assistance program offered by a drug manufacturer**

Some members are enrolled in a patient assistance program offered by a drug manufacturer that is outside the plan benefits. If you get any drugs through a program offered by a drug manufacturer, you may pay a copayment to the patient assistance program.

- Save your receipt and send a copy to us so that we can have your out-of-pocket expenses count toward qualifying you for the Catastrophic Coverage Stage.
- **Please note:** Because you are getting your drug through the patient assistance program and not through the plan's benefits, we will not pay for *[insert if the plan has cost-sharing: any share of]* these drug costs. But sending a copy of the receipt allows us to calculate your out-of-pocket costs correctly and may help you qualify for the Catastrophic Coverage Stage more quickly.

Since you are not asking for payment in the case described above, this situation is not considered a coverage decision. Therefore, you cannot make an appeal if you disagree with our decision.

# CHAPTER 8

*Your rights and responsibilities*

**Chapter 8. Your rights and responsibilities**

---

**Chapter 8. Your rights and responsibilities**

<b>SECTION 1</b>	<b>Our plan must honor your rights as a member of the plan .....</b>	<b>163</b>
Section 1.1	<i>[Plans may edit the section heading and content to reflect the types of alternate format materials available to plan members. Plans may not edit references to language except as noted below.]</i> We must provide information in a way that works for you (in languages other than English, in Braille, in large print, or other alternate formats, etc.).....	163
Section 1.2	We must treat you with fairness and respect at all times .....	163
Section 1.3	We must ensure that you get timely access to your covered services and drugs .....	164
Section 1.4	We must protect the privacy of your personal health information.....	164
Section 1.5	We must give you information about the plan, its network of providers, and your covered services .....	165
Section 1.6	We must support your right to make decisions about your care .....	167
Section 1.7	You have the right to make complaints and to ask us to reconsider decisions we have made .....	168
Section 1.8	What can you do if you believe you are being treated unfairly or your rights are not being respected? .....	169
Section 1.9	How to get more information about your rights.....	169
<b>SECTION 2</b>	<b>You have some responsibilities as a member of the plan .....</b>	<b>170</b>
Section 2.1	What are your responsibilities? .....	170

*[Note: Plans may add to or revise this chapter as needed to reflect NCQA-required language or language required by state Medicaid programs.]*

**Chapter 8. Your rights and responsibilities**

---

---

**SECTION 1      Our plan must honor your rights as a member of the plan**

---

<b>Section 1.1</b>	<i>[Plans may edit the section heading and content to reflect the types of alternate format materials available to plan members. Plans may not edit references to language except as noted below.]</i> <b>We must provide information in a way that works for you (in languages other than English, in Braille, in large print, or other alternate formats, etc.)</b>
--------------------	---

*[Plans must insert a translation of Section 1.1 in all languages that meet the language threshold.]*

To get information from us in a way that works for you, please call Member Services (phone numbers are printed on the back cover of this booklet).

Our plan has people and free language interpreter services available to answer questions from non-English speaking members. *[If applicable, plans may insert information about the availability of written materials in languages other than English.]* We can also give you information in Braille, in large print, or other alternate formats if you need it. If you are eligible for Medicare because of a disability, we are required to give you information about the plan's benefits that is accessible and appropriate for you. To get information from us in a way that works for you, please call Member Services (phone numbers are printed on the back cover of this booklet).

If you have any trouble getting information from our plan because of problems related to language or a disability, please call Medicare at 1-800-MEDICARE (1-800-633-4227), 24 hours a day, 7 days a week, and tell them that you want to file a complaint. TTY users call 1-877-486-2048.

<b>Section 1.2</b>	<b>We must treat you with fairness and respect at all times</b>
--------------------	---

Our plan must obey laws that protect you from discrimination or unfair treatment. **We do not discriminate** based on a person's race, ethnicity, national origin, religion, gender, age, mental or physical disability, health status, claims experience, medical history, genetic information, evidence of insurability, or geographic location within the service area.

If you want more information or have concerns about discrimination or unfair treatment, please call the Department of Health and Human Services' **Office for Civil Rights** at 1-800-368-1019 (TTY 1-800-537-7697) or your local Office for Civil Rights.

If you have a disability and need help with access to care, please call us at Member Services (phone numbers are printed on the back cover of this booklet). If you have a complaint, such as a problem with wheelchair access, Member Services can help.

**Chapter 8. Your rights and responsibilities**

---

<b>Section 1.3</b>	<b>We must ensure that you get timely access to your covered services and drugs</b>
--------------------	---

As a member of our plan, you have the right to choose a *[insert as appropriate: primary care provider (PCP) OR provider]* in the plan's network to provide and arrange for your covered services (Chapter 3 explains more about this). Call Member Services to learn which doctors are accepting new patients (phone numbers are printed on the back cover of this booklet). *[Plans may edit this sentence to add other types of providers that members may see without a referral.]* You also have the right to go to a women's health specialist (such as a gynecologist) without a referral. *[If applicable, replace previous sentence with: We do not require you to get referrals [insert if applicable: to go to network providers.]]*

As a plan member, you have the right to get appointments and covered services from the plan's network of providers *within a reasonable amount of time*. This includes the right to get timely services from specialists when you need that care. You also have the right to get your prescriptions filled or refilled at any of our network pharmacies without long delays.

If you think that you are not getting your medical care or Part D drugs within a reasonable amount of time, Chapter 9, Section 11 of this booklet tells what you can do. (If we have denied coverage for your medical care or drugs and you don't agree with our decision, Chapter 9, Section 5 tells what you can do.)

<b>Section 1.4</b>	<b>We must protect the privacy of your personal health information</b>
--------------------	--

Federal and state laws protect the privacy of your medical records and personal health information. We protect your personal health information as required by these laws.

- Your "personal health information" includes the personal information you gave us when you enrolled in this plan as well as your medical records and other medical and health information.
- The laws that protect your privacy give you rights related to getting information and controlling how your health information is used. We give you a written notice, called a "Notice of Privacy Practice," that tells about these rights and explains how we protect the privacy of your health information.

**How do we protect the privacy of your health information?**

- We make sure that unauthorized people don't see or change your records.
- In most situations, if we give your health information to anyone who isn't providing your care or paying for your care, *we are required to get written permission from you first*. Written permission can be given by you or by someone you have given legal power to make decisions for you.



**Chapter 8. Your rights and responsibilities**

---

- There are certain exceptions that do not require us to get your written permission first. These exceptions are allowed or required by law.
  - For example, we are required to release health information to government agencies that are checking on quality of care.
  - Because you are a member of our plan through Medicare, we are required to give Medicare your health information including information about your Part D prescription drugs. If Medicare releases your information for research or other uses, this will be done according to Federal statutes and regulations.

**You can see the information in your records and know how it has been shared with others**

You have the right to look at your medical records held at the plan, and to get a copy of your records. We are allowed to charge you a fee for making copies. You also have the right to ask us to make additions or corrections to your medical records. If you ask us to do this, we will work with your health care provider to decide whether the changes should be made.

You have the right to know how your health information has been shared with others for any purposes that are not routine.

If you have questions or concerns about the privacy of your personal health information, please call Member Services (phone numbers are printed on the back cover of this booklet).

*[Note: Plans may insert custom privacy practices.]*

**Section 1.5      We must give you information about the plan, its network of providers, and your covered services**

*[Plans may edit the section to reflect the types of alternate format materials available to plan members and/or language primarily spoken in the plan service area.]*

As a member of *[insert 2018 plan name]*, you have the right to get several kinds of information from us. (As explained above in Section 1.1, you have the right to get information from us in a way that works for you. This includes getting the information in languages other than English and in large print or other alternate formats.)

If you want any of the following kinds of information, please call Member Services (phone numbers are printed on the back cover of this booklet):

- **Information about our plan.** This includes, for example, information about the plan's financial condition. It also includes information about the number of appeals made by members and the plan's performance ratings, including how it has been rated by plan members and how it compares to other Medicare health plans.

**Chapter 8. Your rights and responsibilities**

---

- **Information about our network providers including our network pharmacies.**
  - For example, you have the right to get information from us about the qualifications of the providers and pharmacies in our network and how we pay the providers in our network.
  - *[Plans that combine the provider and pharmacy directory may combine this bullet and the one below and edit the information as needed.]* For a list of the providers in the plan's network, see the *[insert name of provider directory]*.
  - For a list of the pharmacies in the plan's network, see the *[insert name of pharmacy directory]*.
  - For more detailed information about our providers or pharmacies, you can call Member Services (phone numbers are printed on the back cover of this booklet) or visit our website at *[insert URL]*.
- **Information about your coverage and the rules you must follow when using your coverage.**
  - In Chapters 3 and 4 of this booklet, we explain what medical services are covered for you, any restrictions to your coverage, and what rules you must follow to get your covered medical services.
  - To get the details on your Part D prescription drug coverage, see Chapters 5 and 6 of this booklet plus the plan's *List of Covered Drugs (Formulary)*. These chapters, together with the *List of Covered Drugs (Formulary)*, tell you what drugs are covered and explain the rules you must follow and the restrictions to your coverage for certain drugs.
  - If you have questions about the rules or restrictions, please call Member Services (phone numbers are printed on the back cover of this booklet).
- **Information about why something is not covered and what you can do about it.**
  - If a medical service or Part D drug is not covered for you, or if your coverage is restricted in some way, you can ask us for a written explanation. You have the right to this explanation even if you received the medical service or drug from an out-of-network provider or pharmacy.
  - If you are not happy or if you disagree with a decision we make about what medical care or Part D drug is covered for you, you have the right to ask us to change the decision. You can ask us to change the decision by making an appeal. For details on what to do if something is not covered for you in the way you think it should be covered, see Chapter 9 of this booklet. It gives you the details about how to make an appeal if you want us to change our decision. (Chapter 9 also tells about how to make a complaint about quality of care, waiting times, and other concerns.)
  - If you want to ask our plan to pay our share of a bill you have received for medical care or a Part D prescription drug, see Chapter 7 of this booklet.

<b>Section 1.6</b>	<b>We must support your right to make decisions about your care</b>
--------------------	---

**You have the right to know your treatment options and participate in decisions about your health care**

You have the right to get full information from your doctors and other health care providers when you go for medical care. Your providers must explain your medical condition and your treatment choices *in a way that you can understand*.

You also have the right to participate fully in decisions about your health care. To help you make decisions with your doctors about what treatment is best for you, your rights include the following:

- **To know about all of your choices.** This means that you have the right to be told about all of the treatment options that are recommended for your condition, no matter what they cost or whether they are covered by our plan. It also includes being told about programs our plan offers to help members manage their medications and use drugs safely.
- **To know about the risks.** You have the right to be told about any risks involved in your care. You must be told in advance if any proposed medical care or treatment is part of a research experiment. You always have the choice to refuse any experimental treatments.
- **The right to say “no.”** You have the right to refuse any recommended treatment. This includes the right to leave a hospital or other medical facility, even if your doctor advises you not to leave. You also have the right to stop taking your medication. Of course, if you refuse treatment or stop taking medication, you accept full responsibility for what happens to your body as a result.
- **To receive an explanation if you are denied coverage for care.** You have the right to receive an explanation from us if a provider has denied care that you believe you should receive. To receive this explanation, you will need to ask us for a coverage decision. Chapter 9 of this booklet tells how to ask the plan for a coverage decision.

**You have the right to give instructions about what is to be done if you are not able to make medical decisions for yourself**

*[Note: Plans that would like to provide members with state-specific information about advanced directives, including contact information for the appropriate state agency, may do so.]*

Sometimes people become unable to make health care decisions for themselves due to accidents or serious illness. You have the right to say what you want to happen if you are in this situation. This means that, *if you want to*, you can:

- Fill out a written form to give **someone the legal authority to make medical decisions for you** if you ever become unable to make decisions for yourself.
- **Give your doctors written instructions** about how you want them to handle your medical care if you become unable to make decisions for yourself.

**Chapter 8. Your rights and responsibilities**

---

The legal documents that you can use to give your directions in advance in these situations are called “**advance directives**.” There are different types of advance directives and different names for them. Documents called “**living will**” and “**power of attorney for health care**” are examples of advance directives.

If you want to use an “advance directive” to give your instructions, here is what to do:

- **Get the form.** If you want to have an advance directive, you can get a form from your lawyer, from a social worker, or from some office supply stores. You can sometimes get advance directive forms from organizations that give people information about Medicare. *[Insert if applicable: You can also contact Member Services to ask for the forms (phone numbers are printed on the back cover of this booklet).]*
- **Fill it out and sign it.** Regardless of where you get this form, keep in mind that it is a legal document. You should consider having a lawyer help you prepare it.
- **Give copies to appropriate people.** You should give a copy of the form to your doctor and to the person you name on the form as the one to make decisions for you if you can’t. You may want to give copies to close friends or family members as well. Be sure to keep a copy at home.

If you know ahead of time that you are going to be hospitalized, and you have signed an advance directive, **take a copy with you to the hospital.**

- If you are admitted to the hospital, they will ask you whether you have signed an advance directive form and whether you have it with you.
- If you have not signed an advance directive form, the hospital has forms available and will ask if you want to sign one.

**Remember, it is your choice whether you want to fill out an advance directive** (including whether you want to sign one if you are in the hospital). According to law, no one can deny you care or discriminate against you based on whether or not you have signed an advance directive.

**What if your instructions are not followed?**

If you have signed an advance directive, and you believe that a doctor or hospital did not follow the instructions in it, you may file a complaint with *[insert appropriate state-specific agency (such as the State Department of Health)]*. *[Plans also have the option to include a separate exhibit to list the state-specific agency in all states, or in all states in which the plan is filed, and then should revise the previous sentence to make reference to that exhibit.]*

<b>Section 1.7</b>	<b>You have the right to make complaints and to ask us to reconsider decisions we have made</b>
--------------------	---

If you have any problems or concerns about your covered services or care, Chapter 9 of this booklet tells what you can do. It gives the details about how to deal with all types of problems

**Chapter 8. Your rights and responsibilities**

---

and complaints. What you need to do to follow up on a problem or concern depends on the situation. You might need to ask our plan to make a coverage decision for you, make an appeal to us to change a coverage decision, or make a complaint. Whatever you do – ask for a coverage decision, make an appeal, or make a complaint – **we are required to treat you fairly.**

You have the right to get a summary of information about the appeals and complaints that other members have filed against our plan in the past. To get this information, please call Member Services (phone numbers are printed on the back cover of this booklet).

<b>Section 1.8</b>	<b>What can you do if you believe you are being treated unfairly or your rights are not being respected?</b>
--------------------	--

**If it is about discrimination, call the Office for Civil Rights**

If you believe you have been treated unfairly or your rights have not been respected due to your race, disability, religion, sex, health, ethnicity, creed (beliefs), age, or national origin, you should call the Department of Health and Human Services' **Office for Civil Rights** at 1-800-368-1019 or TTY 1-800-537-7697, or call your local Office for Civil Rights.

**Is it about something else?**

If you believe you have been treated unfairly or your rights have not been respected, *and it's not* about discrimination, you can get help dealing with the problem you are having:

- You can **call Member Services** (phone numbers are printed on the back cover of this booklet).
- You can **call the State Health Insurance Assistance Program**. For details about this organization and how to contact it, go to Chapter 2, Section 3.
- Or, **you can call Medicare** at 1-800-MEDICARE (1-800-633-4227), 24 hours a day, 7 days a week. TTY users should call 1-877-486-2048.

<b>Section 1.9</b>	<b>How to get more information about your rights</b>
--------------------	--

There are several places where you can get more information about your rights:

- You can **call Member Services** (phone numbers are printed on the back cover of this booklet).
- You can **call the State Health Insurance Assistance Program**. For details about this organization and how to contact it, go to Chapter 2, Section 3.
- You can contact **Medicare**.

**Chapter 8. Your rights and responsibilities**

---

- You can visit the Medicare website to read or download the publication “Your Medicare Rights & Protections.” (The publication is available at: <https://www.medicare.gov/Pubs/pdf/11534.pdf>.)
- Or, you can call 1-800-MEDICARE (1-800-633-4227), 24 hours a day, 7 days a week. TTY users should call 1-877-486-2048.

---

**SECTION 2      You have some responsibilities as a member of the plan**

---

<b>Section 2.1      What are your responsibilities?</b>
---

*[Plans may add information about estate recovery and other requirements mandated by the state.]*

Things you need to do as a member of the plan are listed below. If you have any questions, please call Member Services (phone numbers are printed on the back cover of this booklet). We're here to help.

- **Get familiar with your covered services and the rules you must follow to get these covered services.** Use this Evidence of Coverage booklet to learn what is covered for you and the rules you need to follow to get your covered services.
  - Chapters 3 and 4 give the details about your medical services, including what is covered, what is not covered, rules to follow, and what you pay.
  - Chapters 5 and 6 give the details about your coverage for Part D prescription drugs.
- **If you have any other health insurance coverage or prescription drug coverage in addition to our plan, you are required to tell us.** Please call Member Services to let us know (phone numbers are printed on the back cover of this booklet).
  - We are required to follow rules set by Medicare and Medicaid to make sure that you are using all of your coverage in combination when you get your covered services from our plan. This is called “**coordination of benefits**” because it involves coordinating the health and drug benefits you get from our plan with any other health and drug benefits available to you. We'll help you coordinate your benefits. (For more information about coordination of benefits, go to Chapter 1, Section 7.)
- **Tell your doctor and other health care providers that you are enrolled in our plan.** Show your plan membership card *[insert if applicable: and your Medicaid card]* whenever you get your medical care or Part D prescription drugs.
- **Help your doctors and other providers help you by giving them information, asking questions, and following through on your care.**

**Chapter 8. Your rights and responsibilities**

---

- To help your doctors and other health providers give you the best care, learn as much as you are able to about your health problems and give them the information they need about you and your health. Follow the treatment plans and instructions that you and your doctors agree upon.
- Make sure your doctors know all of the drugs you are taking, including over-the-counter drugs, vitamins, and supplements.
- If you have any questions, be sure to ask. Your doctors and other health care providers are supposed to explain things in a way you can understand. If you ask a question and you don't understand the answer you are given, ask again.
- **Be considerate.** We expect all our members to respect the rights of other patients. We also expect you to act in a way that helps the smooth running of your doctor's office, hospitals, and other offices.
- *[Plans may edit as needed to reflect the costs applicable to their members.]* **Pay what you owe.** As a plan member, you are responsible for these payments:
  - *[Insert if applicable: You must pay your plan premiums to continue being a member of our plan.]*
  - In order to be eligible for our plan, you must have Medicare Part A and Medicare Part B. For most *[insert 2018 plan name]* members, Medicaid pays for your Part A premium (if you don't qualify for it automatically) and for your Part B premium. If Medicaid is not paying your Medicare premiums for you, you must continue to pay your Medicare premiums to remain a member of the plan.
  - *[Delete this bullet if plan does not have cost-sharing.]* For most of your *[insert if plan has cost-sharing for medical services: medical services or]* drugs covered by the plan, you must pay your share of the cost when you get the *[insert if plan has cost-sharing for medical services: service or]* drug. This will be a *[insert as appropriate: copayment (a fixed amount) OR coinsurance (a percentage of the total cost) OR copayment (a fixed amount) OR coinsurance (a percentage of the total cost)]*. *[Insert if plan has cost-sharing for medical services: Chapter 4 tells what you must pay for your medical services.]* Chapter 6 tells what you must pay for your Part D prescription drugs.
  - If you get any medical services or drugs that are not covered by our plan or by other insurance you may have, you must pay the full cost.
    - If you disagree with our decision to deny coverage for a service or drug, you can make an appeal. Please see Chapter 9 of this booklet for information about how to make an appeal.

*[Plans that do not disenroll members for non-payment may modify this section as needed.]*

- *[Plans offering Part D, insert: If you are required to pay a late enrollment penalty, you must pay the penalty to keep your prescription drug coverage.]*



**Chapter 8. Your rights and responsibilities**

---

- If you are required to pay the extra amount for Part D because of your higher income (as reported on your last tax return), you must pay the extra amount directly to the government to remain a member of the plan.
- **Tell us if you move.** If you are going to move, it's important to tell us right away. Call Member Services (phone numbers are printed on the back cover of this booklet).
  - **If you move *outside* of our plan service area, you *[if a continuation area is offered, insert "generally" here and then explain the continuation area]* cannot remain a member of our plan.** (Chapter 1 tells about our service area.) We can help you figure out whether you are moving outside our service area. *[Plans that do not offer plans outside the service area may delete the following sentence.]* If you are leaving our service area, you will have a Special Enrollment Period when you can join any Medicare plan available in your new area. We can let you know if we have a plan in your new area.
  - **If you move *within* our service area, we still need to know** so we can keep your membership record up to date and know how to contact you.
  - If you move, it is also important to tell Social Security (or the Railroad Retirement Board). You can find phone numbers and contact information for these organizations in Chapter 2.
- **Call Member Services for help if you have questions or concerns.** We also welcome any suggestions you may have for improving our plan.
  - Phone numbers and calling hours for Member Services are printed on the back cover of this booklet.
  - For more information on how to reach us, including our mailing address, please see Chapter 2.



## CHAPTER 9

*What to do if you have a problem  
or complaint (coverage decisions,  
appeals, complaints)*

**Chapter 9. What to do if you have a problem or complaint  
(coverage decisions, appeals, complaints)**

---

**Chapter 9. What to do if you have a problem or complaint  
(coverage decisions, appeals, complaints)**

<b>BACKGROUND .....</b>	<b>177</b>
<b>SECTION 1 Introduction .....</b>	<b>177</b>
Section 1.1 What to do if you have a problem or concern .....	177
Section 1.2 What about the legal terms? .....	177
<b>SECTION 2 You can get help from government organizations that are not connected with us.....</b>	<b>178</b>
Section 2.1 Where to get more information and personalized assistance .....	178
<b>SECTION 3 To deal with your problem, which process should you use? ....</b>	<b>179</b>
Section 3.1 Should you use the process for Medicare benefits or Medicaid benefits? ..	179
<b>PROBLEMS ABOUT YOUR <u>MEDICARE</u> BENEFITS .....</b>	<b>180</b>
<b>SECTION 4 Handling problems about your <u>Medicare</u> benefits .....</b>	<b>180</b>
Section 4.1 Should you use the process for coverage decisions and appeals? Or should you use the process for making complaints? .....	180
<b>SECTION 5 A guide to the basics of coverage decisions and appeals .....</b>	<b>181</b>
Section 5.1 Asking for coverage decisions and making appeals: the big picture .....	181
Section 5.2 How to get help when you are asking for a coverage decision or making an appeal.....	182
Section 5.3 Which section of this chapter gives the details for your situation? .....	183
<b>SECTION 6 Your medical care: How to ask for a coverage decision or make an appeal.....</b>	<b>183</b>
Section 6.1 This section tells what to do if you have problems getting coverage for medical care or if you want us to pay you back for <i>[insert if plan has cost-sharing: our share of the cost of]</i> your care.....	183
Section 6.2 Step-by-step: How to ask for a coverage decision (how to ask our plan to authorize or provide the medical care coverage you want).....	185
Section 6.3 Step-by-step: How to make a Level 1 Appeal (How to ask for a review of a medical care coverage decision made by our plan) .....	188
Section 6.4 Step-by-step: How a Level 2 Appeal is done .....	192
Section 6.5 What if you are asking us to pay you back for <i>[insert if plan has cost- sharing: our share of]</i> a bill you have received for medical care? .....	193

## **Chapter 9. What to do if you have a problem or complaint (coverage decisions, appeals, complaints)**

---

<b>SECTION 7</b>	<b>Your Part D prescription drugs: How to ask for a coverage decision or make an appeal.....</b>	<b>195</b>
Section 7.1	This section tells you what to do if you have problems getting a Part D drug or you want us to pay you back for a Part D drug .....	195
Section 7.2	What is an exception?.....	197
Section 7.3	Important things to know about asking for exceptions .....	198
Section 7.4	Step-by-step: How to ask for a coverage decision, including an exception .....	199
Section 7.5	Step-by-step: How to make a Level 1 Appeal (how to ask for a review of a coverage decision made by our plan) .....	202
Section 7.6	Step-by-step: How to make a Level 2 Appeal.....	205
<b>SECTION 8</b>	<b>How to ask us to cover a longer inpatient hospital stay if you think the doctor is discharging you too soon .....</b>	<b>207</b>
Section 8.1	During your inpatient hospital stay, you will get a written notice from Medicare that tells about your rights .....	207
Section 8.2	Step-by-step: How to make a Level 1 Appeal to change your hospital discharge date .....	208
Section 8.3	Step-by-step: How to make a Level 2 Appeal to change your hospital discharge date .....	211
Section 8.4	What if you miss the deadline for making your Level 1 Appeal?.....	212
<b>SECTION 9</b>	<b>How to ask us to keep covering certain medical services if you think your coverage is ending too soon .....</b>	<b>215</b>
Section 9.1	<i>This section is about three services only:</i> Home health care, skilled nursing facility care, and Comprehensive Outpatient Rehabilitation Facility (CORF) services .....	215
Section 9.2	We will tell you in advance when your coverage will be ending.....	216
Section 9.3	Step-by-step: How to make a Level 1 Appeal to have our plan cover your care for a longer time.....	217
Section 9.4	Step-by-step: How to make a Level 2 Appeal to have our plan cover your care for a longer time.....	219
Section 9.5	What if you miss the deadline for making your Level 1 Appeal?.....	220
<b>SECTION 10</b>	<b>Taking your appeal to Level 3 and beyond .....</b>	<b>223</b>
Section 10.1	Levels of Appeal 3, 4, and 5 for Medical Service Appeals .....	223
Section 10.2	Levels of Appeal 3, 4, and 5 for Part D Drug Appeals .....	224
<b>SECTION 11</b>	<b>How to make a complaint about quality of care, waiting times, customer service, or other concerns .....</b>	<b>226</b>
Section 11.1	What kinds of problems are handled by the complaint process? .....	226

**Chapter 9. What to do if you have a problem or complaint  
(coverage decisions, appeals, complaints)**

---

Section 11.2	The formal name for “making a complaint” is “filing a grievance” .....	228
Section 11.3	Step-by-step: Making a complaint .....	228
Section 11.4	You can also make complaints about quality of care to the Quality Improvement Organization.....	229
Section 11.5	You can also tell Medicare about your complaint.....	229
<b>PROBLEMS ABOUT YOUR <u>MEDICAID</u> BENEFITS.....</b>		<b>230</b>
<b>SECTION 12</b>	<b>Handling problems about your <u>Medicaid</u> benefits.....</b>	<b>230</b>

**Chapter 9. What to do if you have a problem or complaint  
(coverage decisions, appeals, complaints)**

*[Plans should either (i) add sections to the end of this chapter describing the processes available to beneficiaries to pursue appeals and grievances related to Medicaid-covered services or (ii) integrate the description of those processes.]*

*[Plans that integrate the description of Medicare and Medicaid processes must revise the sections of this chapter as needed to clearly describe the appeals and grievance processes.]*

*[Plans should ensure that the text or section heading immediately preceding each “Legal Terms” box is kept on the same page as the box.]*

**BACKGROUND****SECTION 1 Introduction****Section 1.1 What to do if you have a problem or concern**

This chapter explains the processes for handling problems and concerns. The process you use to handle your problem depends on two things:

1. Whether your problem is about benefits covered by **Medicare** or **Medicaid**. If you would like help deciding whether to use the Medicare process or the Medicaid process, or both, please contact Member Services (phone numbers are printed on the back cover of this booklet).
2. The type of problem you are having:
  - For some types of problems, you need to use the **process for coverage decisions and appeals**.
  - For other types of problems, you need to use the **process for making complaints**.

These processes have been approved by Medicare. To ensure fairness and prompt handling of your problems, each process has a set of rules, procedures, and deadlines that must be followed by us and by you.

Which one do you use? The guide in Section 3 will help you identify the right process to use.

**Section 1.2 What about the legal terms?**

There are technical legal terms for some of the rules, procedures, and types of deadlines explained in this chapter. Many of these terms are unfamiliar to most people and can be hard to understand.

**Chapter 9. What to do if you have a problem or complaint  
(coverage decisions, appeals, complaints)**

---

To keep things simple, this chapter explains the legal rules and procedures using simpler words in place of certain legal terms. For example, this chapter generally says “making a complaint” rather than “filing a grievance,” “coverage decision” rather than “organization determination” or “coverage determination,” and “Independent Review Organization” instead of “Independent Review Entity.” It also uses abbreviations as little as possible.

However, it can be helpful – and sometimes quite important – for you to know the correct legal terms for the situation you are in. Knowing which terms to use will help you communicate more clearly and accurately when you are dealing with your problem and get the right help or information for your situation. To help you know which terms to use, we include legal terms when we give the details for handling specific types of situations.

---

**SECTION 2      You can get help from government organizations that  
are not connected with us**

---

<b>Section 2.1      Where to get more information and personalized assistance</b>
---

Sometimes it can be confusing to start or follow through the process for dealing with a problem. This can be especially true if you do not feel well or have limited energy. Other times, you may not have the knowledge you need to take the next step.

**Get help from an independent government organization**

We are always available to help you. But in some situations you may also want help or guidance from someone who is not connected with us. You can always contact your **State Health Insurance Assistance Program (SHIP)**. This government program has trained counselors in every state. The program is not connected with us or with any insurance company or health plan. The counselors at this program can help you understand which process you should use to handle a problem you are having. They can also answer your questions, give you more information, and offer guidance on what to do.

The services of SHIP counselors are free. *[Plans providing SHIP contact information in an exhibit may revise the following sentence to direct members to it.]* You will find phone numbers in Chapter 2, Section 3 of this booklet.

**You can also get help and information from Medicare**

For more information and help in handling a problem, you can also contact Medicare. Here are two ways to get information directly from Medicare:

- You can call 1-800-MEDICARE (1-800-633-4227), 24 hours a day, 7 days a week. TTY users should call 1-877-486-2048.
- You can visit the Medicare website (<https://www.medicare.gov>).

**Chapter 9. What to do if you have a problem or complaint  
(coverage decisions, appeals, complaints)**

---

**You can get help and information from Medicaid**

*[Insert contact information for the state Medicaid agency. Plans may insert similar sections for the QIO or ombudsman.]*

---

**SECTION 3 To deal with your problem, which process should you use?**

---

<b>Section 3.1</b>	<b>Should you use the process for Medicare benefits or Medicaid benefits?</b>
--------------------	---

Because you have Medicare and get assistance from Medicaid, you have different processes that you can use to handle your problem or complaint. Which process you use depends on whether the problem is about Medicare benefits or Medicaid benefits. If your problem is about a benefit covered by Medicare, then you should use the Medicare process. If your problem is about a benefit covered by Medicaid, then you should use the Medicaid process. If you would like help deciding whether to use the Medicare process or the Medicaid process, please contact Member Services (phone numbers are printed on the back cover of this booklet).

The Medicare process and Medicaid process are described in different parts of this chapter. To find out which part you should read, use the chart below.

---

To figure out which part of this chapter will help with your specific problem or concern,  
**START HERE**

**Is your problem about Medicare benefits or Medicaid benefits?**

(If you would like help deciding whether your problem is about Medicare benefits or Medicaid benefits, please contact Member Services. Phone numbers for Member Services are printed on the back cover of this booklet.)

My problem is about **Medicare** benefits.

Go to the next section of this chapter, **Section 4, “Handling problems about Medicare your benefits.”**

My problem is about **Medicaid** coverage.

Skip ahead to **Section 12** of this chapter, **“Handling problems about your Medicaid benefits.”**

---

**Chapter 9. What to do if you have a problem or complaint  
(coverage decisions, appeals, complaints)**

---

**PROBLEMS ABOUT YOUR MEDICARE BENEFITS**

---

**SECTION 4 Handling problems about your Medicare benefits**

---

<b>Section 4.1</b>	<b>Should you use the process for coverage decisions and appeals? Or should you use the process for making complaints?</b>
--------------------	--

If you have a problem or concern, you only need to read the parts of this chapter that apply to your situation. The chart below will help you find the right section of this chapter for problems or complaints about **benefits covered by Medicare**.

---

To figure out which part of this chapter will help with your problem or concern about your **Medicare** benefits, use this chart:

**Is your problem or concern about your benefits or coverage?**

(This includes problems about whether particular medical care or prescription drugs are covered or not, the way in which they are covered, and problems related to payment for medical care or prescription drugs.)

**Yes.** My problem is about benefits or coverage.

Go on to the next section of this chapter, **Section 5, “A guide to the basics of coverage decisions and appeals.”**

**No.** My problem is not about benefits or coverage.

Skip ahead to **Section 11** at the end of this chapter: **“How to make a complaint about quality of care, waiting times, customer service or other concerns.”**

---



**Chapter 9. What to do if you have a problem or complaint  
(coverage decisions, appeals, complaints)**

---

**SECTION 5 A guide to the basics of coverage decisions and appeals**

---

<b>Section 5.1</b>	<b>Asking for coverage decisions and making appeals: the big picture</b>
--------------------	--

The process for asking for coverage decisions and appeals deals with problems related to your benefits and coverage, including problems related to payment. This is the process you use for issues such as whether something is covered or not and the way in which something is covered.

**Asking for coverage decisions**

A coverage decision is a decision we make about your benefits and coverage or about the amount we will pay for your medical services or drugs. We are making a coverage decision whenever we decide what is covered for you and how much we pay. For example, your plan network doctor makes a (favorable) coverage decision for you whenever you receive medical care from him or her or if your network doctor refers you to a medical specialist. You or your doctor can also contact us and ask for a coverage decision if your doctor is unsure whether we will cover a particular medical service or refuses to provide medical care you think that you need. In other words, if you want to know if we will cover a medical service before you receive it, you can ask us to make a coverage decision for you.

In some cases, we might decide a service or drug is not covered or is no longer covered by Medicare for you. If you disagree with this coverage decision, you can make an appeal.

**Making an appeal**

If we make a coverage decision and you are not satisfied with this decision, you can “appeal” the decision. An appeal is a formal way of asking us to review and change a coverage decision we have made.

When you appeal a decision for the first time, this is called a Level 1 Appeal. In this appeal, we review the coverage decision we made to check to see if we were following all of the rules properly. Your appeal is handled by different reviewers than those who made the original unfavorable decision. When we have completed the review we give you our decision. Under certain circumstances, which we discuss later, you can request an expedited or “fast coverage decision” or fast appeal of a coverage decision.

If we say no to all or part of your Level 1 Appeal, you can go on to a Level 2 Appeal. The Level 2 Appeal is conducted by an independent organization that is not connected to us. (In some situations, your case will be automatically sent to the independent organization for a Level 2 Appeal. If this happens, we will let you know. In other situations, you will need to ask for a Level 2 Appeal.) If you are not satisfied with the decision at the Level 2 Appeal, you may be able to continue through additional levels of appeal.

**Chapter 9. What to do if you have a problem or complaint  
(coverage decisions, appeals, complaints)**

---

**Section 5.2                      How to get help when you are asking for a coverage decision  
or making an appeal**

Would you like some help? Here are resources you may wish to use if you decide to ask for any kind of coverage decision or appeal a decision:

- **You can call us at Member Services** (phone numbers are printed on the back cover of this booklet).
- **To get free help from an independent organization** that is not connected with our plan, contact your State Health Insurance Assistance Program (see Section 2 of this chapter).
- **Your doctor can make a request for you.**
  - For medical care, your doctor can request a coverage decision or a Level 1 Appeal on your behalf. If your appeal is denied at Level 1, it will be automatically forwarded to Level 2. To request any appeal after Level 2, your doctor must be appointed as your representative.
  - For Part D prescription drugs, your doctor or other prescriber can request a coverage decision or a Level 1 or Level 2 Appeal on your behalf. To request any appeal after Level 2, your doctor or other prescriber must be appointed as your representative.
- **You can ask someone to act on your behalf.** If you want to, you can name another person to act for you as your “representative” to ask for a coverage decision or make an appeal.
  - There may be someone who is already legally authorized to act as your representative under State law.
  - If you want a friend, relative, your doctor or other provider, or other person to be your representative, call Member Services (phone numbers are printed on the back cover of this booklet) and ask for the “Appointment of Representative” form. (The form is also available on Medicare’s website at <https://www.cms.hhs.gov/cmsforms/downloads/cms1696.pdf> *[plans may also insert: or on our website at [insert website or link to form]]*.) The form gives that person permission to act on your behalf. It must be signed by you and by the person who you would like to act on your behalf. You must give us a copy of the signed form.
- **You also have the right to hire a lawyer to act for you.** You may contact your own lawyer, or get the name of a lawyer from your local bar association or other referral service. There are also groups that will give you free legal services if you qualify. However, **you are not required to hire a lawyer** to ask for any kind of coverage decision or appeal a decision.

**Chapter 9. What to do if you have a problem or complaint  
(coverage decisions, appeals, complaints)**

---

**Section 5.3 Which section of this chapter gives the details for your situation?**

There are four different types of situations that involve coverage decisions and appeals. Since each situation has different rules and deadlines, we give the details for each one in a separate section:

- **Section 6** of this chapter: “Your medical care: How to ask for a coverage decision or make an appeal”
- **Section 7** of this chapter: “Your Part D prescription drugs: How to ask for a coverage decision or make an appeal”
- **Section 8** of this chapter: “How to ask us to cover a longer inpatient hospital stay if you think the doctor is discharging you too soon”
- **Section 9** of this chapter: “How to ask us to keep covering certain medical services if you think your coverage is ending too soon” (*Applies to these services only*: home health care, skilled nursing facility care, and Comprehensive Outpatient Rehabilitation Facility (CORF) services)

If you’re not sure which section you should be using, please call Member Services (phone numbers are printed on the back cover of this booklet). You can also get help or information from government organizations such as your State Health Insurance Assistance Program (Chapter 2, Section 3, of this booklet has the phone numbers for this program).

---

**SECTION 6 Your medical care: How to ask for a coverage decision or make an appeal**

---



**Have you read Section 5 of this chapter (*A guide to “the basics” of coverage decisions and appeals*)? If not, you may want to read it before you start this section.**

**Section 6.1 This section tells what to do if you have problems getting coverage for medical care or if you want us to pay you back for [\[insert if plan has cost-sharing: our share of the cost of\]](#) your care**

This section is about your benefits for medical care and services. These benefits are described in Chapter 4 of this booklet: *Benefits Chart* (*what is covered [\[insert if plan has cost-sharing: and what you pay\]](#)*). To keep things simple, we generally refer to “medical care coverage” or “medical care” in the rest of this section, instead of repeating “medical care or treatment or services” every time.

**Chapter 9. What to do if you have a problem or complaint  
(coverage decisions, appeals, complaints)**

---

This section tells what you can do if you are in any of the five following situations:

1. You are not getting certain medical care you want, and you believe that this care is covered by our plan.
  2. Our plan will not approve the medical care your doctor or other medical provider wants to give you, and you believe that this care is covered by the plan.
  3. You have received medical care or services that you believe should be covered by the plan, but we have said we will not pay for this care.
  4. You have received and paid for medical care or services that you believe should be covered by the plan, and you want to ask our plan to reimburse you for this care.
  5. You are being told that coverage for certain medical care you have been getting that we previously approved will be reduced or stopped, and you believe that reducing or stopping this care could harm your health.
- **NOTE: If the coverage that will be stopped is for hospital care, home health care, skilled nursing facility care, or Comprehensive Outpatient Rehabilitation Facility (CORF) services**, you need to read a separate section of this chapter because special rules apply to these types of care. Here's what to read in those situations:
    - Chapter 9, Section 8: *How to ask us to cover a longer inpatient hospital stay if you think the doctor is discharging you too soon.*
    - Chapter 9, Section 9: *How to ask us to keep covering certain medical services if you think your coverage is ending too soon.* This section is about three services only: home health care, skilled nursing facility care, and Comprehensive Outpatient Rehabilitation Facility (CORF) services.
  - For *all other* situations that involve being told that medical care you have been getting will be stopped, use this section (Section 6) as your guide for what to do.

## Chapter 9. What to do if you have a problem or complaint (coverage decisions, appeals, complaints)

### Which of these situations are you in?

If you are in this situation:	This is what you can do:
Do you want to find out whether we will cover the medical care or services you want?	You can ask us to make a coverage decision for you. Go to the next section of this chapter, <b>Section 6.2</b> .
Have we already told you that we will not cover or pay for a medical service in the way that you want it to be covered or paid for?	You can make an <b>appeal</b> . (This means you are asking us to reconsider.) Skip ahead to <b>Section 6.3</b> of this chapter.
Do you want to ask us to pay you back for medical care or services you have already received and paid for?	You can send us the bill. Skip ahead to <b>Section 6.5</b> of this chapter.

<b>Section 6.2</b>	<b>Step-by-step: How to ask for a coverage decision (how to ask our plan to authorize or provide the medical care coverage you want)</b>
--------------------	--

#### Legal Terms

When a coverage decision involves your medical care, it is called an “**organization determination**.”

**Step 1:** You ask our plan to make a coverage decision on the medical care you are requesting. If your health requires a quick response, you should ask us to make a “fast coverage decision.”

#### Legal Terms

A “fast coverage decision” is called an “**expedited determination**.”

### *How to request coverage for the medical care you want*

- Start by calling, writing, or faxing our plan to make your request for us to authorize or provide coverage for the medical care you want. You, your doctor, or your representative can do this.

**Chapter 9. What to do if you have a problem or complaint  
(coverage decisions, appeals, complaints)**

---

- For the details on how to contact us, go to Chapter 2, Section 1 and look for the section called *[plans may edit section title as necessary]* *How to contact us when you are asking for a coverage decision about your medical care.*

***Generally, we use the standard deadlines for giving you our decision***

When we give you our decision, we will use the “standard” deadlines unless we have agreed to use the “fast” deadlines. **A standard coverage decision means we will give you an answer within 14 calendar days** after we receive your request.

- **However, we can take up to 14 more calendar days** if you ask for more time, or if we need information (such as medical records from out-of-network providers) that may benefit you. If we decide to take extra days to make the decision, we will tell you in writing.
- If you believe we should *not* take extra days, you can file a “fast complaint” about our decision to take extra days. When you file a fast complaint, we will give you an answer to your complaint within 24 hours. (The process for making a complaint is different from the process for coverage decisions and appeals. For more information about the process for making complaints, including fast complaints, see Section 11 of this chapter.)

***If your health requires it, ask us to give you a “fast coverage decision”***

- **A fast coverage decision means we will answer within 72 hours.**
  - **However, we can take up to 14 more calendar days** if we find that some information that may benefit you is missing (such as medical records from out-of-network providers), or if you need time to get information to us for the review. If we decide to take extra days, we will tell you in writing.
  - If you believe we should *not* take extra days, you can file a “fast complaint” about our decision to take extra days. (For more information about the process for making complaints, including fast complaints, see Section 11 of this chapter.) We will call you as soon as we make the decision.
- **To get a fast coverage decision, you must meet two requirements:**
  - You can get a fast coverage decision *only* if you are asking for coverage for medical care *you have not yet received*. (You cannot get a fast coverage decision if your request is about payment for medical care you have already received.)
  - You can get a fast coverage decision *only* if using the standard deadlines could *cause serious harm to your health or hurt your ability to function*.

**Chapter 9. What to do if you have a problem or complaint  
(coverage decisions, appeals, complaints)**

---

- **If your doctor tells us that your health requires a “fast coverage decision,” we will automatically agree to give you a fast coverage decision.**
- If you ask for a fast coverage decision on your own, without your doctor’s support, we will decide whether your health requires that we give you a fast coverage decision.
  - If we decide that your medical condition does not meet the requirements for a fast coverage decision, we will send you a letter that says so (and we will use the standard deadlines instead).
  - This letter will tell you that if your doctor asks for the fast coverage decision, we will automatically give a fast coverage decision.
  - The letter will also tell how you can file a “fast complaint” about our decision to give you a standard coverage decision instead of the fast coverage decision you requested. (For more information about the process for making complaints, including fast complaints, see Section 11 of this chapter.)

**Step 2: We consider your request for medical care coverage and give you our answer.*****Deadlines for a “fast” coverage decision***

- Generally, for a fast coverage decision, we will give you our answer **within 72 hours**.
  - As explained above, we can take up to 14 more calendar days under certain circumstances. If we decide to take extra days to make the coverage decision, we will tell you in writing.
  - If you believe we should *not* take extra days, you can file a “fast complaint” about our decision to take extra days. When you file a fast complaint, we will give you an answer to your complaint within 24 hours. (For more information about the process for making complaints, including fast complaints, see Section 11 of this chapter.)
  - If we do not give you our answer within 72 hours (or if there is an extended time period, by the end of that period), you have the right to appeal. Section 6.3 below tells how to make an appeal.
- **If our answer is yes to part or all of what you requested,** we must authorize or provide the medical care coverage we have agreed to provide within 72 hours after we received your request. If we extended the time needed to make our coverage decision, we will authorize or provide the coverage by the end of that extended period.
- **If our answer is no to part or all of what you requested,** we will send you a detailed written explanation as to why we said no.



**Chapter 9. What to do if you have a problem or complaint  
(coverage decisions, appeals, complaints)**

---

***Deadlines for a “standard” coverage decision***

- Generally, for a standard coverage decision, we will give you our answer **within 14 calendar days of receiving your request**.
  - We can take up to 14 more calendar days (“an extended time period”) under certain circumstances. If we decide to take extra days to make the coverage decision, we will tell you in writing.
  - If you believe we should *not* take extra days, you can file a “fast complaint” about our decision to take extra days. When you file a fast complaint, we will give you an answer to your complaint within 24 hours. (For more information about the process for making complaints, including fast complaints, see Section 11 of this chapter.)
  - If we do not give you our answer within 14 calendar days (or if there is an extended time period, by the end of that period), you have the right to appeal. Section 6.3 below tells how to make an appeal.
- **If our answer is yes to part or all of what you requested**, we must authorize or provide the coverage we have agreed to provide within 14 calendar days after we received your request. If we extended the time needed to make our coverage decision, we will authorize or provide the coverage by the end of that extended period.
- **If our answer is no to part or all of what you requested**, we will send you a written statement that explains why we said no.

**Step 3: If we say no to your request for coverage for medical care, you decide if you want to make an appeal.**

- If we say no, you have the right to ask us to reconsider – and perhaps change – this decision by making an appeal. Making an appeal means making another try to get the medical care coverage you want.
- If you decide to make an appeal, it means you are going on to Level 1 of the appeals process (see Section 6.3 below).

**Section 6.3****Step-by-step: How to make a Level 1 Appeal  
(How to ask for a review of a medical care coverage decision  
made by our plan)****Legal Terms**

An appeal to the plan about a medical care coverage decision is called a plan “**reconsideration.**”



**Chapter 9. What to do if you have a problem or complaint  
(coverage decisions, appeals, complaints)**

---

**Step 1: You contact us and make your appeal.** If your health requires a quick response, you must ask for a “fast appeal.”

*What to do*

- **To start an appeal you, your doctor, or your representative, must contact us.** For details on how to reach us for any purpose related to your appeal, go to Chapter 2, Section 1 and look for the section called *[plans may edit section title as necessary]* *How to contact us when you are making an appeal about your medical care.*
- **If you are asking for a standard appeal, make your standard appeal in writing by submitting a request.** *[If the plan accepts oral requests for standard appeals, insert: You may also ask for an appeal by calling us at the phone number shown in Chapter 2, Section 1 [plan may edit section title as needed] (How to contact us when you are making an appeal about your medical care).]*
  - If you have someone appealing our decision for you other than your doctor, your appeal must include an Appointment of Representative form authorizing this person to represent you. (To get the form, call Member Services (phone numbers are printed on the back cover of this booklet) and ask for the “Appointment of Representative” form. It is also available on Medicare’s website at <https://www.cms.hhs.gov/cmsforms/downloads/cms1696.pdf> *[plans may also insert: or on our website at [insert website or link to form]].*) While we can accept an appeal request without the form, we cannot begin or complete our review until we receive it. If we do not receive the form within 44 calendar days after receiving your appeal request (our deadline for making a decision on your appeal), your appeal request will be dismissed. If this happens, we will send you a written notice explaining your right to ask the Independent Review Organization to review our decision to dismiss your appeal.
- **If you are asking for a fast appeal, make your appeal in writing or call us at the phone number shown in Chapter 2, Section 1** *[plan may edit section title as needed]* *(How to contact us when you are making an appeal about your medical care).*
- **You must make your appeal request within 60 calendar days** from the date on the written notice we sent to tell you our answer to your request for a coverage decision. If you miss this deadline and have a good reason for missing it, we may give you more time to make your appeal. Examples of good cause for missing the deadline may include if you had a serious illness that prevented you from contacting us or if we provided you with incorrect or incomplete information about the deadline for requesting an appeal.

**Chapter 9. What to do if you have a problem or complaint  
(coverage decisions, appeals, complaints)**

---

- **You can ask for a copy of the information regarding your medical decision and add more information to support your appeal.**
  - You have the right to ask us for a copy of the information regarding your appeal. [\[If a fee is charged, insert: We are allowed to charge a fee for copying and sending this information to you.\]](#)
  - If you wish, you and your doctor may give us additional information to support your appeal.

*If your health requires it, ask for a “fast appeal” (you can make a request by calling us)*

Legal Terms
A “fast appeal” is also called an “expedited reconsideration.”

- If you are appealing a decision we made about coverage for care you have not yet received, you and/or your doctor will need to decide if you need a “fast appeal.”
- The requirements and procedures for getting a “fast appeal” are the same as those for getting a “fast coverage decision.” To ask for a fast appeal, follow the instructions for asking for a fast coverage decision. (These instructions are given earlier in this section.)
- If your doctor tells us that your health requires a “fast appeal,” we will give you a fast appeal.

**Step 2: We consider your appeal and we give you our answer.**

- When we are reviewing your appeal, we take another careful look at all of the information about your request for coverage of medical care. We check to see if we were following all the rules when we said no to your request.
- We will gather more information if we need it. We may contact you or your doctor to get more information.

***Deadlines for a “fast” appeal***

- When we are using the fast deadlines, we must give you our answer **within 72 hours after we receive your appeal**. We will give you our answer sooner if your health requires us to do so.
  - However, if you ask for more time, or if we need to gather more information that may benefit you, we **can take up to 14 more calendar days**. If we decide to take extra days to make the decision, we will tell you in writing.
  - If we do not give you an answer within 72 hours (or by the end of the extended time period if we took extra days), we are required to automatically send your request on to Level 2 of the appeals process, where it will be reviewed by an

**Chapter 9. What to do if you have a problem or complaint  
(coverage decisions, appeals, complaints)**

---

independent organization. Later in this section, we tell you about this organization and explain what happens at Level 2 of the appeals process.

- **If our answer is yes to part or all of what you requested**, we must authorize or provide the coverage we have agreed to provide within 72 hours after we receive your appeal.
- **If our answer is no to part or all of what you requested**, we will send you a written denial notice informing you that we have automatically sent your appeal to the Independent Review Organization for a Level 2 Appeal.

***Deadlines for a “standard” appeal***

- If we are using the standard deadlines, we must give you our answer **within 30 calendar days** after we receive your appeal if your appeal is about coverage for services you have not yet received. We will give you our decision sooner if your health condition requires us to.
  - However, if you ask for more time, or if we need to gather more information that may benefit you, **we can take up to 14 more calendar days**. If we decide to take extra days to make the decision, we will tell you in writing.
  - If you believe we should *not* take extra days, you can file a “fast complaint” about our decision to take extra days. When you file a fast complaint, we will give you an answer to your complaint within 24 hours. (For more information about the process for making complaints, including fast complaints, see Section 11 of this chapter.)
  - If we do not give you an answer by the deadline above (or by the end of the extended time period if we took extra days), we are required to send your request on to Level 2 of the appeals process, where it will be reviewed by an independent outside organization. Later in this section, we talk about this review organization and explain what happens at Level 2 of the appeals process.
- **If our answer is yes to part or all of what you requested**, we must authorize or provide the coverage we have agreed to provide within 30 calendar days after we receive your appeal.
- **If our answer is no to part or all of what you requested**, we will send you a written denial notice informing you that we have automatically sent your appeal to the Independent Review Organization for a Level 2 Appeal.

**Step 3: If our plan says no to part or all of your appeal, your case will automatically be sent on to the next level of the appeals process.**

- To make sure we were following all the rules when we said no to your appeal, **we are required to send your appeal to the “Independent Review Organization.”** When we do this, it means that your appeal is going on to the next level of the appeals process, which is Level 2.

**Chapter 9. What to do if you have a problem or complaint  
(coverage decisions, appeals, complaints)****Section 6.4 Step-by-step: How a Level 2 Appeal is done**

If we say no to your Level 1 Appeal, your case will *automatically* be sent on to the next level of the appeals process. During the Level 2 Appeal, the **Independent Review Organization** reviews our decision for your first appeal. This organization decides whether the decision we made should be changed.

**Legal Terms**

The formal name for the “Independent Review Organization” is the “**Independent Review Entity**.” It is sometimes called the “**IRE**.”

**Step 1: The Independent Review Organization reviews your appeal.**

- **The Independent Review Organization is an independent organization that is hired by Medicare.** This organization is not connected with us and it is not a government agency. This organization is a company chosen by Medicare to handle the job of being the Independent Review Organization. Medicare oversees its work.
- We will send the information about your appeal to this organization. This information is called your “case file.” **You have the right to ask us for a copy of your case file.** [\[If a fee is charged, insert: We are allowed to charge you a fee for copying and sending this information to you.\]](#)
- You have a right to give the Independent Review Organization additional information to support your appeal.
- Reviewers at the Independent Review Organization will take a careful look at all of the information related to your appeal.

***If you had a “fast” appeal at Level 1, you will also have a “fast” appeal at Level 2***

- If you had a fast appeal to our plan at Level 1, you will automatically receive a fast appeal at Level 2. The review organization must give you an answer to your Level 2 Appeal **within 72 hours** of when it receives your appeal.
- However, if the Independent Review Organization needs to gather more information that may benefit you, **it can take up to 14 more calendar days.**

***If you had a “standard” appeal at Level 1, you will also have a “standard” appeal at Level 2***

- If you had a standard appeal to our plan at Level 1, you will automatically receive a standard appeal at Level 2. The review organization must give you an answer to your Level 2 Appeal **within 30 calendar days** of when it receives your appeal.

**Chapter 9. What to do if you have a problem or complaint  
(coverage decisions, appeals, complaints)**

---

- However, if the Independent Review Organization needs to gather more information that may benefit you, **it can take up to 14 more calendar days.**

**Step 2: The Independent Review Organization gives you their answer.**

The Independent Review Organization will tell you its decision in writing and explain the reasons for it.

- **If the review organization says yes to part or all of what you requested,** we must authorize the medical care coverage within 72 hours or provide the service within 14 calendar days after we receive the decision from the review organization for standard requests or within 72 hours from the date the plan receives the decision from the review organization for expedited requests.
- **If this organization says no to part or all of your appeal,** it means they agree with our plan that your request (or part of your request) for coverage for medical care should not be approved. (This is called “upholding the decision.” It is also called “turning down your appeal.”)
  - If the Independent Review Organization “upholds the decision” you have the right to a Level 3 Appeal. However, to make another appeal at Level 3, the dollar value of the medical care coverage you are requesting must meet a certain minimum. If the dollar value of the coverage you are requesting is too low, you cannot make another appeal, which means that the decision at Level 2 is final. The written notice you get from the Independent Review Organization will tell you how to find out the dollar amount to continue the appeals process.

**Step 3: If your case meets the requirements, you choose whether you want to take your appeal further.**

- There are three additional levels in the appeals process after Level 2 (for a total of five levels of appeal).
- If your Level 2 Appeal is turned down and you meet the requirements to continue with the appeals process, you must decide whether you want to go on to Level 3 and make a third appeal. The details on how to do this are in the written notice you got after your Level 2 Appeal.
- The Level 3 Appeal is handled by an administrative law judge. Section 10 in this chapter tells more about Levels 3, 4, and 5 of the appeals process.

<b>Section 6.5</b>	<b>What if you are asking us to pay you back for <i>[insert if plan has cost-sharing: our share of]</i> a bill you have received for medical care?</b>
--------------------	--

If you want to ask us for payment for medical care, start by reading Chapter 7 of this booklet:  
*Asking us to pay *[insert if plan has cost-sharing: our share of]* a bill you have received for*

## **Chapter 9. What to do if you have a problem or complaint (coverage decisions, appeals, complaints)**

---

*covered medical services or drugs.* Chapter 7 describes the situations in which you may need to ask for reimbursement or to pay a bill you have received from a provider. It also tells how to send us the paperwork that asks us for payment.

### **Asking for reimbursement is asking for a coverage decision from us**

If you send us the paperwork that asks for reimbursement, you are asking us to make a coverage decision (for more information about coverage decisions, see Section 5.1 of this chapter). To make this coverage decision, we will check to see if the medical care you paid for is a covered service (see Chapter 4: *Benefits Chart (what is covered [insert if plan has cost-sharing: and what you pay])*). We will also check to see if you followed all the rules for using your coverage for medical care (these rules are given in Chapter 3 of this booklet: *Using the plan's coverage for your medical services*).

### **We will say yes or no to your request**

- If the medical care you paid for is covered and you followed all the rules, we will send you the payment for *[insert if plan has cost-sharing: our share of the cost of]* your medical care within 60 calendar days after we receive your request. Or, if you haven't paid for the services, we will send the payment directly to the provider. When we send the payment, it's the same as saying *yes* to your request for a coverage decision.)
- If the medical care is *not* covered, or you did *not* follow all the rules, we will not send payment. Instead, we will send you a letter that says we will not pay for the services and the reasons why in detail. (When we turn down your request for payment, it's the same as saying *no* to your request for a coverage decision.)

### **What if you ask for payment and we say that we will not pay?**

If you do not agree with our decision to turn you down, **you can make an appeal**. If you make an appeal, it means you are asking us to change the coverage decision we made when we turned down your request for payment.

**To make this appeal, follow the process for appeals that we describe in Section 5.3.** Go to this section for step-by-step instructions. When you are following these instructions, please note:

- If you make an appeal for reimbursement, we must give you our answer within 60 calendar days after we receive your appeal. (If you are asking us to pay you back for medical care you have already received and paid for yourself, you are not allowed to ask for a fast appeal.)
- If the Independent Review Organization reverses our decision to deny payment, we must send the payment you have requested to you or to the provider within 30 calendar days. If the answer to your appeal is yes at any stage of the appeals process after Level 2, we must send the payment you requested to you or to the provider within 60 calendar days.

**Chapter 9. What to do if you have a problem or complaint  
(coverage decisions, appeals, complaints)****SECTION 7 Your Part D prescription drugs: How to ask for a  
coverage decision or make an appeal**

**Have you read Section 5 of this chapter (A guide to “the basics” of coverage decisions and appeals)? If not, you may want to read it before you start this section.**

**Section 7.1 This section tells you what to do if you have problems getting  
a Part D drug or you want us to pay you back for a Part D drug**

Your benefits as a member of our plan include coverage for many prescription drugs. Please refer to our plan’s *List of Covered Drugs (Formulary)*. To be covered, the drug must be used for a medically accepted indication. (A “medically accepted indication” is a use of the drug that is either approved by the Food and Drug Administration or supported by certain reference books. See Chapter 5, Section 3 for more information about a medically accepted indication.)

- **This section is about your Part D drugs only.** To keep things simple, we generally say “drug” in the rest of this section, instead of repeating “covered outpatient prescription drug” or “Part D drug” every time.
- For details about what we mean by Part D drugs, the *List of Covered Drugs (Formulary)*, rules and restrictions on coverage, and cost information, see Chapter 5 (*Using our plan’s coverage for your Part D prescription drugs*) and Chapter 6 (*What you pay for your Part D prescription drugs*).

**Part D coverage decisions and appeals**

As discussed in Section 5 of this chapter, a coverage decision is a decision we make about your benefits and coverage or about the amount we will pay for your drugs.

**Legal Terms**

An initial coverage decision about your Part D drugs is called a “**coverage determination**.”

Here are examples of coverage decisions you ask us to make about your Part D drugs:

- You ask us to make an exception, including:
  - Asking us to cover a Part D drug that is not on the plan’s *List of Covered Drugs (Formulary)*
  - Asking us to waive a restriction on the plan’s coverage for a drug (such as limits on the amount of the drug you can get)



## Chapter 9. What to do if you have a problem or complaint (coverage decisions, appeals, complaints)

- *[Plans with a formulary structure (e.g., no tiers) that does not allow for tiering exceptions, omit this bullet.]* Asking to pay a lower cost-sharing amount for a covered drug on a higher cost-sharing tier
- You ask us whether a drug is covered for you and whether you meet the requirements for coverage. (For example, when your drug is on the plan's *List of Covered Drugs (Formulary)* but we require you to get approval from us before we will cover it for you.)
  - *Please note:* If your pharmacy tells you that your prescription cannot be filled as written, you will get a written notice explaining how to contact us to ask for a coverage decision.
- You ask us to pay for a prescription drug you already bought. This is a request for a coverage decision about payment.

If you disagree with a coverage decision we have made, you can appeal our decision.

This section tells you both how to ask for coverage decisions and how to request an appeal. Use the chart below to help you determine which part has information for your situation:

### Which of these situations are you in?

If you are in this situation:	This is what you can do:
Do you need a drug that isn't on our Drug List or need us to waive a rule or restriction on a drug we cover?	You can ask us to make an exception. (This is a type of coverage decision.) Start with <b>Section 7.2</b> of this chapter.
Do you want us to cover a drug on our Drug List and you believe you meet any plan rules or restrictions (such as getting approval in advance) for the drug you need?	You can ask us for a coverage decision. Skip ahead to <b>Section 7.4</b> of this chapter.
Do you want to ask us to pay you back for a drug you have already received and paid for?	You can ask us to pay you back. (This is a type of coverage decision.) Skip ahead to <b>Section 7.4</b> of this chapter.
Have we already told you that we will not cover or pay for a drug in the way that you want it to be covered or paid for?	You can make an appeal. (This means you are asking us to reconsider.) Skip ahead to <b>Section 7.5</b> of this chapter.



## Chapter 9. What to do if you have a problem or complaint (coverage decisions, appeals, complaints)

### Section 7.2 What is an exception?

If a drug is not covered in the way you would like it to be covered, you can ask us to make an “exception.” An exception is a type of coverage decision. Similar to other types of coverage decisions, if we turn down your request for an exception, you can appeal our decision.

When you ask for an exception, your doctor or other prescriber will need to explain the medical reasons why you need the exception approved. We will then consider your request. Here are *[insert as applicable: two OR three]* examples of exceptions that you or your doctor or other prescriber can ask us to make:

1. **Covering a Part D drug for you that is not on our *List of Covered Drugs (Formulary)*.** (We call it the “Drug List” for short.)

#### Legal Terms

Asking for coverage of a drug that is not on the Drug List is sometimes called asking for a “**formulary exception.**”

- *[Plans without cost-sharing delete]* If we agree to make an exception and cover a drug that is not on the Drug List, you will need to pay the cost-sharing amount that applies to *[insert as appropriate: all of our drugs OR drugs in [insert exceptions tier] OR drugs in [insert exceptions tier] for brand name drugs or [insert exceptions tier] for generic drugs]*. You cannot ask for an exception to the copayment or coinsurance amount we require you to pay for the drug.

2. **Removing a restriction on our coverage for a covered drug.** There are extra rules or restrictions that apply to certain drugs on our *List of Covered Drugs (Formulary)* (for more information, go to Chapter 5 and look for Section 4).

#### Legal Terms

Asking for removal of a restriction on coverage for a drug is sometimes called asking for a “**formulary exception.**”

- The extra rules and restrictions on coverage for certain drugs include:
  - *[Omit if plan does not use generic substitution]* Being required to use the generic version of a drug instead of the brand name drug.
  - *[Omit if plan does not use prior authorization]* Getting plan approval in advance before we will agree to cover the drug for you. (This is sometimes called “prior authorization.”)

## Chapter 9. What to do if you have a problem or complaint (coverage decisions, appeals, complaints)

- *[Omit if plan does not use step therapy]* Being required to try a different drug first before we will agree to cover the drug you are asking for. (This is sometimes called “step therapy.”)
  - *[Omit if plan does not use quantity limits]* *Quantity limits.* For some drugs, there are restrictions on the amount of the drug you can have.
  - *[Plans with a formulary structure (e.g., no tiers) that does not allow for tiering exceptions: omit this bullet.]* If we agree to make an exception and waive a restriction for you, you can ask for an exception to the copayment or coinsurance amount we require you to pay for the drug.
3. *[Plans with no cost-sharing and plans with a formulary structure (e.g., no tiers) that does not allow for tiering exceptions, omit this section.]* **Changing coverage of a drug to a lower cost-sharing tier.** Every drug on our Drug List is in one of *[insert number of tiers]* cost-sharing tiers. In general, the lower the cost-sharing tier number, the less you will pay as your share of the cost of the drug.

Legal Terms
Asking to pay a lower price for a covered non-preferred drug is sometimes called asking for a “ <b>tiering exception.</b> ”

- *[If the plan designated one of its tiers as a “high-cost/unique drug tier” and is exempting that tier from the exceptions process, include the following language: You cannot ask us to change the cost-sharing tier for any drug in [insert tier number and name of tier designated as the high-cost/unique drug tier].]*

<b>Section 7.3</b>	<b>Important things to know about asking for exceptions</b>
--------------------	---

### Your doctor must tell us the medical reasons

Your doctor or other prescriber must give us a statement that explains the medical reasons for requesting an exception. For a faster decision, include this medical information from your doctor or other prescriber when you ask for the exception.

Typically, our Drug List includes more than one drug for treating a particular condition. These different possibilities are called “alternative” drugs. If an alternative drug would be just as effective as the drug you are requesting and would not cause more side effects or other health problems, we will generally *not* approve your request for an exception. *[Plans with a formulary structure (e.g., no tiers) that does not allow for tiering exceptions: omit this statement]* If you ask us for a tiering exception, we will generally *not* approve your request for an exception unless all the alternative drugs in the lower cost-sharing tier(s) won’t work as well for you.

### We can say yes or no to your request

- If we approve your request for an exception, our approval usually is valid until the end of

**Chapter 9. What to do if you have a problem or complaint  
(coverage decisions, appeals, complaints)**

---

the plan year. This is true as long as your doctor continues to prescribe the drug for you and that drug continues to be safe and effective for treating your condition.

- If we say no to your request for an exception, you can ask for a review of our decision by making an appeal. Section 7.5 tells how to make an appeal if we say no.

The next section tells you how to ask for a coverage decision, including an exception.

<b>Section 7.4</b>	<b>Step-by-step: How to ask for a coverage decision, including an exception</b>
--------------------	---

**Step 1: You ask us to make a coverage decision about the drug(s) or payment you need.** If your health requires a quick response, you must ask us to make a “**fast coverage decision.**” **You cannot ask for a fast coverage decision if you are asking us to pay you back for a drug you already bought.**

*What to do*

- **Request the type of coverage decision you want.** Start by calling, writing, or faxing us to make your request. You, your representative, or your doctor (or other prescriber) can do this. You can also access the coverage decision process through our website. For the details, go to Chapter 2, Section 1 and look for the section called [\[plans may edit section title as necessary\]](#) *How to contact us when you are asking for a coverage decision about your Part D prescription drugs.* Or if you are asking us to pay you back for a drug, go to the section called [\[plans may edit section title as necessary\]](#) *Where to send a request that asks us to pay for our share of the cost for medical care or a drug you have received.*
- **You or your doctor or someone else who is acting on your behalf** can ask for a coverage decision. Section 5 of this chapter tells how you can give written permission to someone else to act as your representative. You can also have a lawyer act on your behalf.
- **If you want to ask us to pay you back for a drug,** start by reading Chapter 7 of this booklet: *Asking us to pay [\[insert if plan has cost-sharing: our share of\]](#) a bill you have received for covered medical services or drugs.* Chapter 7 describes the situations in which you may need to ask for reimbursement. It also tells how to send us the paperwork that asks us to pay you back for our share of the cost of a drug you have paid for.
- **If you are requesting an exception, provide the “supporting statement.”** Your doctor or other prescriber must give us the medical reasons for the drug exception you are requesting. (We call this the “supporting statement.”) Your doctor or other prescriber can fax or mail the statement to us. Or your doctor or other prescriber can tell us on the phone and follow up by faxing or mailing a written statement if necessary. See Sections 6.2 and 6.3 for more information about exception requests.

**Chapter 9. What to do if you have a problem or complaint  
(coverage decisions, appeals, complaints)**

---

- **We must accept any written request**, including a request submitted on the CMS Model Coverage Determination Request Form *[insert if applicable: or on our plan's form]*, which *[insert if applicable: is OR are]* available on our website.
- *[Plans that allow members to submit coverage determination requests electronically through, for example, a secure member portal may include a brief description of that process.]*

***If your health requires it, ask us to give you a “fast coverage decision”***

Legal Terms
A “fast coverage decision” is called an “expedited coverage determination.”

- When we give you our decision, we will use the “standard” deadlines unless we have agreed to use the “fast” deadlines. A standard coverage decision means we will give you an answer within 72 hours after we receive your doctor’s statement. A fast coverage decision means we will answer within 24 hours after we receive your doctor’s statement.
- **To get a fast coverage decision, you must meet two requirements:**
  - You can get a fast coverage decision *only* if you are asking for a *drug you have not yet received*. (You cannot get a fast coverage decision if you are asking us to pay you back for a drug you have already bought.)
  - You can get a fast coverage decision *only* if using the standard deadlines could *cause serious harm to your health or hurt your ability to function*.
- **If your doctor or other prescriber tells us that your health requires a “fast coverage decision,” we will automatically agree to give you a fast coverage decision.**
- If you ask for a fast coverage decision on your own (without your doctor’s or other prescriber’s support), we will decide whether your health requires that we give you a fast coverage decision.
  - If we decide that your medical condition does not meet the requirements for a fast coverage decision, we will send you a letter that says so (and we will use the standard deadlines instead).
  - This letter will tell you that if your doctor or other prescriber asks for the fast coverage decision, we will automatically give a fast coverage decision.
  - The letter will also tell how you can file a complaint about our decision to give you a standard coverage decision instead of the fast coverage decision you requested. It tells how to file a “fast” complaint, which means you would get our answer to your complaint within 24 hours of receiving the complaint. (The process for making a complaint is different from the process for coverage

## Chapter 9. What to do if you have a problem or complaint (coverage decisions, appeals, complaints)

---

decisions and appeals. For more information about the process for making complaints, see Section 11 of this chapter.)

### **Step 2: We consider your request and we give you our answer.**

#### *Deadlines for a “fast” coverage decision*

- If we are using the fast deadlines, we must give you our answer **within 24 hours**.
  - Generally, this means within 24 hours after we receive your request. If you are requesting an exception, we will give you our answer within 24 hours after we receive your doctor’s statement supporting your request. We will give you our answer sooner if your health requires us to.
  - If we do not meet this deadline, we are required to send your request on to Level 2 of the appeals process, where it will be reviewed by an independent outside organization. Later in this section, we talk about this review organization and explain what happens at Appeal Level 2.
- **If our answer is yes to part or all of what you requested**, we must provide the coverage we have agreed to provide within 24 hours after we receive your request or doctor’s statement supporting your request.
- **If our answer is no to part or all of what you requested**, we will send you a written statement that explains why we said no. We will also tell you how to appeal.

#### *Deadlines for a “standard” coverage decision about a drug you have not yet received*

- If we are using the standard deadlines, we must give you our answer **within 72 hours**.
  - Generally, this means within 72 hours after we receive your request. If you are requesting an exception, we will give you our answer within 72 hours after we receive your doctor’s statement supporting your request. We will give you our answer sooner if your health requires us to.
  - If we do not meet this deadline, we are required to send your request on to Level 2 of the appeals process, where it will be reviewed by an independent organization. Later in this section, we talk about this review organization and explain what happens at Appeal Level 2.
- **If our answer is yes to part or all of what you requested –**
  - If we approve your request for coverage, we must **provide the coverage** we have agreed to provide **within 72 hours** after we receive your request or doctor’s statement supporting your request.
- **If our answer is no to part or all of what you requested**, we will send you a written statement that explains why we said no. We will also tell you how to appeal.

**Chapter 9. What to do if you have a problem or complaint  
(coverage decisions, appeals, complaints)**

---

***Deadlines for a “standard” coverage decision about payment for a drug you have already bought***

- We must give you our answer **within 14 calendar days** after we receive your request.
  - If we do not meet this deadline, we are required to send your request on to Level 2 of the appeals process, where it will be reviewed by an independent organization. Later in this section, we talk about this review organization and explain what happens at Appeal Level 2.
- **If our answer is yes to part or all of what you requested**, we are also required to make payment to you within 14 calendar days after we receive your request.
- **If our answer is no to part or all of what you requested**, we will send you a written statement that explains why we said no. We will also tell you how to appeal.

**Step 3: If we say no to your coverage request, you decide if you want to make an appeal.**

- If we say no, you have the right to request an appeal. Requesting an appeal means asking us to reconsider – and possibly change – the decision we made.

<b>Section 7.5</b>	<b>Step-by-step: How to make a Level 1 Appeal (how to ask for a review of a coverage decision made by our plan)</b>
--------------------	---

<b>Legal Terms</b>
An appeal to the plan about a Part D drug coverage decision is called a plan “redetermination.”

**Step 1: You contact us and make your Level 1 Appeal.** If your health requires a quick response, you must ask for a “fast appeal.”***What to do***

- **To start your appeal, you (or your representative or your doctor or other prescriber) must contact us.**
  - For details on how to reach us by phone, fax, or mail, or on our website for any purpose related to your appeal, go to Chapter 2, Section 1, and look for the section called [\[plans may edit section title as necessary\]](#) *How to contact us when you are making an appeal about your Part D prescription drugs.*
- **If you are asking for a standard appeal, make your appeal by submitting a written request.** [\[If the plan accepts oral requests for standard appeals, insert: You may also ask for an appeal by calling us at the phone number shown in](#)

## Chapter 9. What to do if you have a problem or complaint (coverage decisions, appeals, complaints)

---

Chapter 2, Section 1 *[plans may edit section title as necessary]* (How to contact our plan when you are making an appeal about your Part D prescription drugs).]

- **If you are asking for a fast appeal, you may make your appeal in writing or you may call us at the phone number shown in Chapter 2, Section 1** *[plans may edit section title as necessary]* (How to contact our plan when you are making an appeal about your Part D prescription drugs).
- **We must accept any written request**, including a request submitted on the CMS Model Coverage Determination Request Form, which is available on our website.
- *[Plans that allow members to submit appeal requests electronically through, for example, a secure member portal may include a brief description of that process.]*
- **You must make your appeal request within 60 calendar days** from the date on the written notice we sent to tell you our answer to your request for a coverage decision. If you miss this deadline and have a good reason for missing it, we may give you more time to make your appeal. Examples of good cause for missing the deadline may include if you had a serious illness that prevented you from contacting us or if we provided you with incorrect or incomplete information about the deadline for requesting an appeal.
- **You can ask for a copy of the information in your appeal and add more information.**
  - You have the right to ask us for a copy of the information regarding your appeal. *[If a fee is charged, insert: We are allowed to charge a fee for copying and sending this information to you.]*
  - If you wish, you and your doctor or other prescriber may give us additional information to support your appeal.

*If your health requires it, ask for a “fast appeal”*

Legal Terms
A “fast appeal” is also called an “expedited redetermination.”

- If you are appealing a decision we made about a drug you have not yet received, you and your doctor or other prescriber will need to decide if you need a “fast appeal.”
- The requirements for getting a “fast appeal” are the same as those for getting a “fast coverage decision” in Section 7.4 of this chapter.

### **Step 2: We consider your appeal and we give you our answer.**

- When we are reviewing your appeal, we take another careful look at all of the information about your coverage request. We check to see if we were following all the rules when we said no to your request. We may contact you or your doctor or other prescriber to get more information.



## Chapter 9. What to do if you have a problem or complaint (coverage decisions, appeals, complaints)

---

### *Deadlines for a “fast” appeal*

- If we are using the fast deadlines, we must give you our answer **within 72 hours after we receive your appeal**. We will give you our answer sooner if your health requires it.
  - If we do not give you an answer within 72 hours, we are required to send your request on to Level 2 of the appeals process, where it will be reviewed by an Independent Review Organization. Later in this section, we talk about this review organization and explain what happens at Level 2 of the appeals process.
- **If our answer is yes to part or all of what you requested**, we must provide the coverage we have agreed to provide within 72 hours after we receive your appeal.
- **If our answer is no to part or all of what you requested**, we will send you a written statement that explains why we said no and how to appeal our decision.

### *Deadlines for a “standard” appeal*

- If we are using the standard deadlines, we must give you our answer **within 7 calendar days** after we receive your appeal. We will give you our decision sooner if you have not received the drug yet and your health condition requires us to do so. If you believe your health requires it, you should ask for “fast” appeal.
  - If we do not give you a decision within 7 calendar days, we are required to send your request on to Level 2 of the appeals process, where it will be reviewed by an Independent Review Organization. Later in this section, we tell about this review organization and explain what happens at Level 2 of the appeals process.
- **If our answer is yes to part or all of what you requested –**
  - If we approve a request for coverage, we must **provide the coverage** we have agreed to provide as quickly as your health requires, but **no later than 7 calendar days** after we receive your appeal.
  - If we approve a request to pay you back for a drug you already bought, we are required to **send payment to you within 30 calendar days** after we receive your appeal request.
- **If our answer is no to part or all of what you requested**, we will send you a written statement that explains why we said no and how to appeal our decision.

### **Step 3: If we say no to your appeal, you decide if you want to continue with the appeals process and make *another* appeal.**

- If we say no to your appeal, you then choose whether to accept this decision or continue by making another appeal.
- If you decide to make another appeal, it means your appeal is going on to Level 2 of the appeals process (see below).



**Chapter 9. What to do if you have a problem or complaint  
(coverage decisions, appeals, complaints)****Section 7.6 Step-by-step: How to make a Level 2 Appeal**

If we say no to your appeal, you then choose whether to accept this decision or continue by making another appeal. If you decide to go on to a Level 2 Appeal, the **Independent Review Organization** reviews the decision we made when we said no to your first appeal. This organization decides whether the decision we made should be changed.

**Legal Terms**

The formal name for the “Independent Review Organization” is the “**Independent Review Entity**.” It is sometimes called the “**IRE**.”

**Step 1: To make a Level 2 Appeal, you (or your representative or your doctor or other prescriber) must contact the Independent Review Organization and ask for a review of your case.**

- If we say no to your Level 1 Appeal, the written notice we send you will include **instructions on how to make a Level 2 Appeal** with the Independent Review Organization. These instructions will tell who can make this Level 2 Appeal, what deadlines you must follow, and how to reach the review organization.
- When you make an appeal to the Independent Review Organization, we will send the information we have about your appeal to this organization. This information is called your “case file.” **You have the right to ask us for a copy of your case file.** *[If a fee is charged, insert: We are allowed to charge you a fee for copying and sending this information to you.]*
- You have a right to give the Independent Review Organization additional information to support your appeal.

**Step 2: The Independent Review Organization does a review of your appeal and gives you an answer.**

- **The Independent Review Organization is an independent organization that is hired by Medicare.** This organization is not connected with us and it is not a government agency. This organization is a company chosen by Medicare to review our decisions about your Part D benefits with us.
- Reviewers at the Independent Review Organization will take a careful look at all of the information related to your appeal. The organization will tell you its decision in writing and explain the reasons for it.

***Deadlines for “fast” appeal at Level 2***

- If your health requires it, ask the Independent Review Organization for a “fast appeal.”

## Chapter 9. What to do if you have a problem or complaint (coverage decisions, appeals, complaints)

---

- If the review organization agrees to give you a “fast appeal,” the review organization must give you an answer to your Level 2 Appeal **within 72 hours** after it receives your appeal request.
- **If the Independent Review Organization says yes to part or all of what you requested**, we must provide the drug coverage that was approved by the review organization **within 24 hours** after we receive the decision from the review organization.

### *Deadlines for “standard” appeal at Level 2*

- If you have a standard appeal at Level 2, the review organization must give you an answer to your Level 2 Appeal **within 7 calendar days** after it receives your appeal.
- **If the Independent Review Organization says yes to part or all of what you requested –**
  - If the Independent Review Organization approves a request for coverage, we must **provide the drug coverage** that was approved by the review organization **within 72 hours** after we receive the decision from the review organization.
  - If the Independent Review Organization approves a request to pay you back for a drug you already bought, we are required to **send payment to you within 30 calendar days** after we receive the decision from the review organization.

### **What if the review organization says no to your appeal?**

If this organization says no to your appeal, it means the organization agrees with our decision not to approve your request. (This is called “upholding the decision.” It is also called “turning down your appeal.”)

If the Independent Review Organization “upholds the decision” you have the right to a Level 3 appeal. However, to make another appeal at Level 3, the dollar value of the drug coverage you are requesting must meet a minimum amount. If the dollar value of the drug coverage you are requesting is too low, you cannot make another appeal and the decision at Level 2 is final. The notice you get from the Independent Review Organization will tell you the dollar value that must be in dispute to continue with the appeals process.

### **Step 3: If the dollar value of the coverage you are requesting meets the requirement, you choose whether you want to take your appeal further.**

- There are three additional levels in the appeals process after Level 2 (for a total of five levels of appeal).
- If your Level 2 Appeal is turned down and you meet the requirements to continue with the appeals process, you must decide whether you want to go on to Level 3 and make a third appeal. If you decide to make a third appeal, the details on how to do this are in the written notice you got after your second appeal.

**Chapter 9. What to do if you have a problem or complaint  
(coverage decisions, appeals, complaints)**

---

- The Level 3 Appeal is handled by an administrative law judge. Section 10 in this chapter tells more about Levels 3, 4, and 5 of the appeals process.

---

**SECTION 8      How to ask us to cover a longer inpatient hospital stay if you think the doctor is discharging you too soon**

---

When you are admitted to a hospital, you have the right to get all of your covered hospital services that are necessary to diagnose and treat your illness or injury. For more information about our coverage for your hospital care, including any limitations on this coverage, see Chapter 4 of this booklet: *Benefits Chart (what is covered [\[insert if plan has cost-sharing: and what you pay\]](#))*.

During your covered hospital stay, your doctor and the hospital staff will be working with you to prepare for the day when you will leave the hospital. They will also help arrange for care you may need after you leave.

- The day you leave the hospital is called your “**discharge date**.”
- When your discharge date has been decided, your doctor or the hospital staff will let you know.
- If you think you are being asked to leave the hospital too soon, you can ask for a longer hospital stay and your request will be considered. This section tells you how to ask.

<b>Section 8.1      During your inpatient hospital stay, you will get a written notice from Medicare that tells about your rights</b>
---

During your covered hospital stay, you will be given a written notice called *An Important Message from Medicare about Your Rights*. Everyone with Medicare gets a copy of this notice whenever they are admitted to a hospital. Someone at the hospital (for example, a caseworker or nurse) must give it to you within two days after you are admitted. If you do not get the notice, ask any hospital employee for it. If you need help, please call Member Services (phone numbers are printed on the back cover of this booklet). You can also call 1-800-MEDICARE (1-800-633-4227), 24 hours a day, 7 days a week. TTY users should call 1-877-486-2048.

- 1. Read this notice carefully and ask questions if you don’t understand it.** It tells you about your rights as a hospital patient, including:
  - Your right to receive Medicare-covered services during and after your hospital stay, as ordered by your doctor. This includes the right to know what these services are, who will pay for them, and where you can get them.
  - Your right to be involved in any decisions about your hospital stay, and know who will pay for it.

**Chapter 9. What to do if you have a problem or complaint  
(coverage decisions, appeals, complaints)**

---

- Where to report any concerns you have about quality of your hospital care.
- Your right to appeal your discharge decision if you think you are being discharged from the hospital too soon.

**Legal Terms**

The written notice from Medicare tells you how you can “**request an immediate review.**” Requesting an immediate review is a formal, legal way to ask for a delay in your discharge date so that we will cover your hospital care for a longer time. (Section 8.2 below tells you how you can request an immediate review.)

**2. You must sign the written notice to show that you received it and understand your rights.**

- You or someone who is acting on your behalf must sign the notice. (Section 5 of this chapter tells how you can give written permission to someone else to act as your representative.)
- Signing the notice shows *only* that you have received the information about your rights. The notice does not give your discharge date (your doctor or hospital staff will tell you your discharge date). Signing the notice **does not mean** you are agreeing on a discharge date.

**3. Keep your copy** of the signed notice so you will have the information about making an appeal (or reporting a concern about quality of care) handy if you need it.

- If you sign the notice more than two days before the day you leave the hospital, you will get another copy before you are scheduled to be discharged.
- To look at a copy of this notice in advance, you can call Member Services (phone numbers are printed on the back cover of this booklet) or 1-800 MEDICARE (1-800-633-4227), 24 hours a day, 7 days a week. TTY users should call 1-877-486-2048. You can also see it online at <https://www.cms.gov/Medicare/Medicare-General-Information/BNI/HospitalDischargeAppealNotices.html>

**Section 8.2****Step-by-step: How to make a Level 1 Appeal to change your hospital discharge date**

If you want to ask for your inpatient hospital services to be covered by us for a longer time, you will need to use the appeals process to make this request. Before you start, understand what you need to do and what the deadlines are.

## Chapter 9. What to do if you have a problem or complaint (coverage decisions, appeals, complaints)

---

- **Follow the process.** Each step in the first two levels of the appeals process is explained below.
- **Meet the deadlines.** The deadlines are important. Be sure that you understand and follow the deadlines that apply to things you must do.
- **Ask for help if you need it.** If you have questions or need help at any time, please call Member Services (phone numbers are printed on the back cover of this booklet). Or call your State Health Insurance Assistance Program, a government organization that provides personalized assistance (see Section 2 of this chapter).

**During a Level 1 Appeal, the Quality Improvement Organization reviews your appeal.** It checks to see if your planned discharge date is medically appropriate for you.

**Step 1: Contact the Quality Improvement Organization for your state and ask for a “fast review” of your hospital discharge. You must act quickly.**

**A “fast review” is also called an “immediate review.”**

### *What is the Quality Improvement Organization?*

- This organization is a group of doctors and other health care professionals who are paid by the Federal government. These experts are not part of our plan. This organization is paid by Medicare to check on and help improve the quality of care for people with Medicare. This includes reviewing hospital discharge dates for people with Medicare.

### *How can you contact this organization?*

- The written notice you received (*An Important Message from Medicare About Your Rights*) tells you how to reach this organization. (Or find the name, address, and phone number of the Quality Improvement Organization for your state in Chapter 2, Section 4, of this booklet.)

### *Act quickly:*

- To make your appeal, you must contact the Quality Improvement Organization *before* you leave the hospital and **no later than your planned discharge date**. (Your “planned discharge date” is the date that has been set for you to leave the hospital.)
  - If you meet this deadline, you are allowed to stay in the hospital *after* your discharge date *without paying for it* while you wait to get the decision on your appeal from the Quality Improvement Organization.
  - If you do *not* meet this deadline, and you decide to stay in the hospital after your planned discharge date, *you may have to pay all of the costs* for hospital care you receive after your planned discharge date.

## Chapter 9. What to do if you have a problem or complaint (coverage decisions, appeals, complaints)

- If you miss the deadline for contacting the Quality Improvement Organization about your appeal, you can make your appeal directly to our plan instead. For details about this other way to make your appeal, see Section 8.4.

### *Ask for a “fast review”:*

- You must ask the Quality Improvement Organization for a **“fast review”** of your discharge. Asking for a “fast review” means you are asking for the organization to use the “fast” deadlines for an appeal instead of using the standard deadlines.

#### Legal Terms

A **“fast review”** is also called an **“immediate review”** or an **“expedited review.”**

## **Step 2: The Quality Improvement Organization conducts an independent review of your case.**

### *What happens during this review?*

- Health professionals at the Quality Improvement Organization (we will call them “the reviewers” for short) will ask you (or your representative) why you believe coverage for the services should continue. You don’t have to prepare anything in writing, but you may do so if you wish.
- The reviewers will also look at your medical information, talk with your doctor, and review information that the hospital and we have given to them.
- By noon of the day after the reviewers informed our plan of your appeal, you will also get a written notice that gives your planned discharge date and explains in detail the reasons why your doctor, the hospital, and we think it is right (medically appropriate) for you to be discharged on that date.

#### Legal Terms

This written explanation is called the **“Detailed Notice of Discharge.”** You can get a sample of this notice by calling Member Services (phone numbers are printed on the back cover of this booklet) or 1-800-MEDICARE (1-800-633-4227), 24 hours a day, 7 days a week. (TTY users should call 1-877-486-2048.) Or you can see a sample notice online at <https://www.cms.gov/Medicare/Medicare-General-Information/BNI/HospitalDischargeAppealNotices.html>

**Chapter 9. What to do if you have a problem or complaint  
(coverage decisions, appeals, complaints)**

---

**Step 3:** Within one full day after it has all the needed information, the Quality Improvement Organization will give you its answer to your appeal.

*What happens if the answer is yes?*

- If the review organization says *yes* to your appeal, **we must keep providing your covered inpatient hospital services for as long as these services are medically necessary.**
- You will have to keep paying your share of the costs (such as deductibles or copayments, if these apply). In addition, there may be limitations on your covered hospital services. (See Chapter 4 of this booklet.)

*What happens if the answer is no?*

- If the review organization says *no* to your appeal, they are saying that your planned discharge date is medically appropriate. If this happens, **our coverage for your inpatient hospital services will end** at noon on the day *after* the Quality Improvement Organization gives you its answer to your appeal.
- If the review organization says *no* to your appeal and you decide to stay in the hospital, then **you may have to pay the full cost** of hospital care you receive after noon on the day after the Quality Improvement Organization gives you its answer to your appeal.

**Step 4:** If the answer to your Level 1 Appeal is no, you decide if you want to make another appeal.

- If the Quality Improvement Organization has turned down your appeal, *and* you stay in the hospital after your planned discharge date, then you can make another appeal. Making another appeal means you are going on to “Level 2” of the appeals process.

<b>Section 8.3</b>	<b>Step-by-step: How to make a Level 2 Appeal to change your hospital discharge date</b>
--------------------	--

If the Quality Improvement Organization has turned down your appeal, *and* you stay in the hospital after your planned discharge date, then you can make a Level 2 Appeal. During a Level 2 Appeal, you ask the Quality Improvement Organization to take another look at the decision they made on your first appeal. If the Quality Improvement Organization turns down your Level 2 Appeal, you may have to pay the full cost for your stay after your planned discharge date.

Here are the steps for Level 2 of the appeal process:

**Step 1:** You contact the Quality Improvement Organization again and ask for another review.

- You must ask for this review **within 60 calendar days** after the day the Quality Improvement Organization said *no* to your Level 1 Appeal. You can ask for this



**Chapter 9. What to do if you have a problem or complaint  
(coverage decisions, appeals, complaints)**

---

review only if you stayed in the hospital after the date that your coverage for the care ended.

**Step 2: The Quality Improvement Organization does a second review of your situation.**

- Reviewers at the Quality Improvement Organization will take another careful look at all of the information related to your appeal.

**Step 3: Within 14 calendar days of receipt of your request for a second review, the Quality Improvement Organization reviewers will decide on your appeal and tell you their decision.*****If the review organization says yes:***

- **We must reimburse you** for our share of the costs of hospital care you have received since noon on the day after the date your first appeal was turned down by the Quality Improvement Organization. **We must continue providing coverage for your inpatient hospital care for as long as it is medically necessary.**
- You must continue to pay your share of the costs and coverage limitations may apply.

***If the review organization says no:***

- It means they agree with the decision they made on your Level 1 Appeal and will not change it.
- The notice you get will tell you in writing what you can do if you wish to continue with the review process. It will give you the details about how to go on to the next level of appeal, which is handled by a judge.

**Step 4: If the answer is no, you will need to decide whether you want to take your appeal further by going on to Level 3.**

- There are three additional levels in the appeals process after Level 2 (for a total of five levels of appeal). If the review organization turns down your Level 2 Appeal, you can choose whether to accept that decision or whether to go on to Level 3 and make another appeal. At Level 3, your appeal is reviewed by a judge.
- Section 10 in this chapter tells more about Levels 3, 4, and 5 of the appeals process.

**Section 8.4      What if you miss the deadline for making your Level 1 Appeal?****You can appeal to us instead**

As explained above in Section 8.2, you must act quickly to contact the Quality Improvement Organization to start your first appeal of your hospital discharge. (“Quickly” means before you



**Chapter 9. What to do if you have a problem or complaint  
(coverage decisions, appeals, complaints)**

---

leave the hospital and no later than your planned discharge date.) If you miss the deadline for contacting this organization, there is another way to make your appeal.

If you use this other way of making your appeal, *the first two levels of appeal are different.*

**Step-by-Step: How to make a Level 1 Alternate Appeal**

If you miss the deadline for contacting the Quality Improvement Organization, you can make an appeal to us, asking for a “fast review.” A fast review is an appeal that uses the fast deadlines instead of the standard deadlines.

Legal Terms
A “fast” review (or “fast appeal”) is also called an “expedited appeal.”

**Step 1: Contact us and ask for a “fast review.”**

- For details on how to contact us, go to Chapter 2, Section 1 and look for the section called, [\[plans may edit section title as necessary\]](#) *How to contact us when you are making an appeal about your medical care.*
- **Be sure to ask for a “fast review.”** This means you are asking us to give you an answer using the “fast” deadlines rather than the “standard” deadlines.

**Step 2: We do a “fast” review of your planned discharge date, checking to see if it was medically appropriate.**

- During this review, we take a look at all of the information about your hospital stay. We check to see if your planned discharge date was medically appropriate. We will check to see if the decision about when you should leave the hospital was fair and followed all the rules.
- In this situation, we will use the “fast” deadlines rather than the standard deadlines for giving you the answer to this review.

**Step 3: We give you our decision within 72 hours after you ask for a “fast review” (“fast appeal”).**

- **If we say yes to your fast appeal,** it means we have agreed with you that you still need to be in the hospital after the discharge date, and will keep providing your covered inpatient hospital services for as long as it is medically necessary. It also means that we have agreed to reimburse you for our share of the costs of care you have received since the date when we said your coverage would end. (You must pay your share of the costs and there may be coverage limitations that apply.)

**Chapter 9. What to do if you have a problem or complaint  
(coverage decisions, appeals, complaints)**

---

- **If we say no to your fast appeal**, we are saying that your planned discharge date was medically appropriate. Our coverage for your inpatient hospital services ends as of the day we said coverage would end.
  - If you stayed in the hospital *after* your planned discharge date, then **you may have to pay the full cost** of hospital care you received after the planned discharge date.

**Step 4: If we say *no* to your fast appeal, your case will *automatically* be sent on to the next level of the appeals process.**

- To make sure we were following all the rules when we said no to your fast appeal, **we are required to send your appeal to the “Independent Review Organization.”** When we do this, it means that you are *automatically* going on to Level 2 of the appeals process.

**Step-by-Step: Level 2 Alternate Appeal Process**

If we say no to your Level 1 Appeal, your case will *automatically* be sent on to the next level of the appeals process. During the Level 2 Appeal, an **Independent Review Organization** reviews the decision we made when we said no to your “fast appeal.” This organization decides whether the decision we made should be changed.

Legal Terms
The formal name for the “Independent Review Organization” is the “ <b>Independent Review Entity.</b> ” It is sometimes called the “ <b>IRE.</b> ”

**Step 1: We will automatically forward your case to the Independent Review Organization.**

- We are required to send the information for your Level 2 Appeal to the Independent Review Organization within 24 hours of when we tell you that we are saying no to your first appeal. (If you think we are not meeting this deadline or other deadlines, you can make a complaint. The complaint process is different from the appeal process. Section 11 of this chapter tells how to make a complaint.)

**Step 2: The Independent Review Organization does a “fast review” of your appeal. The reviewers give you an answer within 72 hours.**

- **The Independent Review Organization is an independent organization that is hired by Medicare.** This organization is not connected with our plan and it is not a government agency. This organization is a company chosen by Medicare to handle the job of being the Independent Review Organization. Medicare oversees its work.

**Chapter 9. What to do if you have a problem or complaint  
(coverage decisions, appeals, complaints)**

---

- Reviewers at the Independent Review Organization will take a careful look at all of the information related to your appeal of your hospital discharge.
- **If this organization says yes to your appeal**, then we must reimburse you (pay you back) for our share of the costs of hospital care you have received since the date of your planned discharge. We must also continue the plan's coverage of your inpatient hospital services for as long as it is medically necessary. You must continue to pay your share of the costs. If there are coverage limitations, these could limit how much we would reimburse or how long we would continue to cover your services.
- **If this organization says no to your appeal**, it means they agree with us that your planned hospital discharge date was medically appropriate.
  - The notice you get from the Independent Review Organization will tell you in writing what you can do if you wish to continue with the review process. It will give you the details about how to go on to a Level 3 Appeal, which is handled by a judge.

**Step 3: If the Independent Review Organization turns down your appeal, you choose whether you want to take your appeal further.**

- There are three additional levels in the appeals process after Level 2 (for a total of five levels of appeal). If reviewers say no to your Level 2 Appeal, you decide whether to accept their decision or go on to Level 3 and make a third appeal.
- Section 10 in this chapter tells more about Levels 3, 4, and 5 of the appeals process.

---

**SECTION 9      How to ask us to keep covering certain medical services if you think your coverage is ending too soon**

---

<b>Section 9.1</b>	<b><i>This section is about three services only:</i> Home health care, skilled nursing facility care, and Comprehensive Outpatient Rehabilitation Facility (CORF) services</b>
--------------------	--

This section is about the following types of care *only*:

- **Home health care services** you are getting.
- **Skilled nursing care** you are getting as a patient in a skilled nursing facility. (To learn about requirements for being considered a “skilled nursing facility,” see Chapter 12, *Definitions of important words*.)
- **Rehabilitation care** you are getting as an outpatient at a Medicare-approved Comprehensive Outpatient Rehabilitation Facility (CORF). Usually, this means you are getting treatment for an illness or accident, or you are recovering from a major operation.

**Chapter 9. What to do if you have a problem or complaint  
(coverage decisions, appeals, complaints)**

(For more information about this type of facility, see Chapter 12, *Definitions of important words*.)

When you are getting any of these types of care, you have the right to keep getting your covered services for that type of care for as long as the care is needed to diagnose and treat your illness or injury. For more information on your covered services, including your share of the cost and any limitations to coverage that may apply, see Chapter 4 of this booklet: *Benefits Chart (what is covered [insert if plan has cost-sharing: and what you pay])*.

When we decide it is time to stop covering any of the three types of care for you, we are required to tell you in advance. When your coverage for that care ends, *we will stop paying [insert if plan has cost-sharing: our share of the cost] for your care.*

If you think we are ending the coverage of your care too soon, **you can appeal our decision.** This section tells you how to ask for an appeal.

**Section 9.2 We will tell you in advance when your coverage will be ending**

- 1. You receive a notice in writing.** At least two days before our plan is going to stop covering your care, you will receive a notice.
  - The written notice tells you the date when we will stop covering the care for you.
  - The written notice also tells what you can do if you want to ask our plan to change this decision about when to end your care, and keep covering it for a longer period of time.

**Legal Terms**

In telling you what you can do, the written notice is telling how you can request a **“fast-track appeal.”** Requesting a fast-track appeal is a formal, legal way to request a change to our coverage decision about when to stop your care. (Section 9.3 below tells how you can request a fast-track appeal.)

The written notice is called the **“Notice of Medicare Non-Coverage.”** To get a sample copy, call Member Services (phone numbers are printed on the back cover of this booklet) or 1-800-MEDICARE (1-800-633-4227, 24 hours a day, 7 days a week. TTY users should call 1-877-486-2048.). Or see a copy online at <https://www.cms.gov/Medicare/Medicare-General-Information/BNI/MAEDNotices.html>

- 2. You must sign the written notice to show that you received it.**

**Chapter 9. What to do if you have a problem or complaint  
(coverage decisions, appeals, complaints)**

---

- You or someone who is acting on your behalf must sign the notice. (Section 5 tells how you can give written permission to someone else to act as your representative.)
- Signing the notice shows *only* that you have received the information about when your coverage will stop. **Signing it does not mean you agree** with the plan that it's time to stop getting the care.

<b>Section 9.3</b>	<b>Step-by-step: How to make a Level 1 Appeal to have our plan cover your care for a longer time</b>
--------------------	--

If you want to ask us to cover your care for a longer period of time, you will need to use the appeals process to make this request. Before you start, understand what you need to do and what the deadlines are.

- **Follow the process.** Each step in the first two levels of the appeals process is explained below.
- **Meet the deadlines.** The deadlines are important. Be sure that you understand and follow the deadlines that apply to things you must do. There are also deadlines our plan must follow. (If you think we are not meeting our deadlines, you can file a complaint. Section 11 of this chapter tells you how to file a complaint.)
- **Ask for help if you need it.** If you have questions or need help at any time, please call Member Services (phone numbers are printed on the back cover of this booklet). Or call your State Health Insurance Assistance Program, a government organization that provides personalized assistance (see Section 2 of this chapter).

**During a Level 1 Appeal, the Quality Improvement Organization reviews your appeal and decides whether to change the decision made by our plan.**

**Step 1: Make your Level 1 Appeal: contact the Quality Improvement Organization for your state and ask for a review. You must act quickly.**

*What is the Quality Improvement Organization?*

- This organization is a group of doctors and other health care experts who are paid by the Federal government. These experts are not part of our plan. They check on the quality of care received by people with Medicare and review plan decisions about when it's time to stop covering certain kinds of medical care.

*How can you contact this organization?*

- The written notice you received tells you how to reach this organization. (Or find the name, address, and phone number of the Quality Improvement Organization for your state in Chapter 2, Section 4 of this booklet.)

**Chapter 9. What to do if you have a problem or complaint  
(coverage decisions, appeals, complaints)**

---

***What should you ask for?***

- Ask this organization for a “fast-track appeal” (to do an independent review) of whether it is medically appropriate for us to end coverage for your medical services.

***Your deadline for contacting this organization.***

- You must contact the Quality Improvement Organization to start your appeal *no later than noon of the day after you receive the written notice telling you when we will stop covering your care.*
- If you miss the deadline for contacting the Quality Improvement Organization about your appeal, you can make your appeal directly to us instead. For details about this other way to make your appeal, see Section 9.5.

**Step 2: The Quality Improvement Organization conducts an independent review of your case.*****What happens during this review?***

- Health professionals at the Quality Improvement Organization (we will call them “the reviewers” for short) will ask you (or your representative) why you believe coverage for the services should continue. You don’t have to prepare anything in writing, but you may do so if you wish.
- The review organization will also look at your medical information, talk with your doctor, and review information that our plan has given to them.
- By the end of the day the reviewers informed us of your appeal, and you will also get a written notice from us that explains in detail our reasons for ending our coverage for your services.

Legal Terms
This notice explanation is called the “ <b>Detailed Explanation of Non-Coverage.</b> ”

**Step 3: Within one full day after they have all the information they need, the reviewers will tell you their decision.*****What happens if the reviewers say yes to your appeal?***

- If the reviewers say *yes* to your appeal, then **we must keep providing your covered services for as long as it is medically necessary.**
- You will have to keep paying your share of the costs (such as deductibles or copayments, if these apply). In addition, there may be limitations on your covered services (see Chapter 4 of this booklet).

**Chapter 9. What to do if you have a problem or complaint  
(coverage decisions, appeals, complaints)**

---

***What happens if the reviewers say no to your appeal?***

- If the reviewers say *no* to your appeal, then **your coverage will end on the date we have told you**. We will stop paying our share of the costs of this care on the date listed on the notice.
- If you decide to keep getting the home health care, or skilled nursing facility care, or Comprehensive Outpatient Rehabilitation Facility (CORF) services *after* this date when your coverage ends, then **you will have to pay the full cost** of this care yourself.

**Step 4: If the answer to your Level 1 Appeal is no, you decide if you want to make another appeal.**

- This first appeal you make is “Level 1” of the appeals process. If reviewers say *no* to your Level 1 Appeal – and you choose to continue getting care after your coverage for the care has ended – then you can make another appeal.
- Making another appeal means you are going on to “Level 2” of the appeals process.

**Section 9.4      Step-by-step: How to make a Level 2 Appeal to have our plan cover your care for a longer time**

If the Quality Improvement Organization has turned down your appeal and you choose to continue getting care after your coverage for the care has ended, then you can make a Level 2 Appeal. During a Level 2 Appeal, you ask the Quality Improvement Organization to take another look at the decision they made on your first appeal. If the Quality Improvement Organization turns down your Level 2 Appeal, you may have to pay the full cost for your home health care, or skilled nursing facility care, or Comprehensive Outpatient Rehabilitation Facility (CORF) services *after* the date when we said your coverage would end.

Here are the steps for Level 2 of the appeal process:

**Step 1: You contact the Quality Improvement Organization again and ask for another review.**

- You must ask for this review **within 60 days** after the day when the Quality Improvement Organization said *no* to your Level 1 Appeal. You can ask for this review only if you continued getting care after the date that your coverage for the care ended.

**Step 2: The Quality Improvement Organization does a second review of your situation.**

- Reviewers at the Quality Improvement Organization will take another careful look at all of the information related to your appeal.



**Chapter 9. What to do if you have a problem or complaint  
(coverage decisions, appeals, complaints)**

---

**Step 3: Within 14 days of receipt of your appeal request, reviewers will decide on your appeal and tell you their decision.**

*What happens if the review organization says yes to your appeal?*

- **We must reimburse you** for our share of the costs of care you have received since the date when we said your coverage would end. **We must continue providing coverage** for the care for as long as it is medically necessary.
- You must continue to pay your share of the costs and there may be coverage limitations that apply.

*What happens if the review organization says no?*

- It means they agree with the decision we made to your Level 1 Appeal and will not change it.
- The notice you get will tell you in writing what you can do if you wish to continue with the review process. It will give you the details about how to go on to the next level of appeal, which is handled by a judge.

**Step 4: If the answer is no, you will need to decide whether you want to take your appeal further.**

- There are three additional levels of appeal after Level 2, for a total of five levels of appeal. If reviewers turn down your Level 2 Appeal, you can choose whether to accept that decision or to go on to Level 3 and make another appeal. At Level 3, your appeal is reviewed by a judge.
- Section 10 in this chapter tells more about Levels 3, 4, and 5 of the appeals process.

<b>Section 9.5</b>	<b>What if you miss the deadline for making your Level 1 Appeal?</b>
--------------------	--

**You can appeal to us instead**

As explained above in Section 9.3, you must act quickly to contact the Quality Improvement Organization to start your first appeal (within a day or two, at the most). If you miss the deadline for contacting this organization, there is another way to make your appeal. If you use this other way of making your appeal, *the first two levels of appeal are different*.

**Step-by-Step: How to make a Level 1 Alternate Appeal**

If you miss the deadline for contacting the Quality Improvement Organization, you can make an appeal to us, asking for a “fast review.” A fast review is an appeal that uses the fast deadlines instead of the standard deadlines.

Here are the steps for a Level 1 Alternate Appeal:



**Chapter 9. What to do if you have a problem or complaint  
(coverage decisions, appeals, complaints)**

---

Legal Terms
A “fast” review (or “fast appeal”) is also called an “ <b>expedited appeal</b> .”

**Step 1: Contact us and ask for a “fast review.”**

- For details on how to contact us, go to Chapter 2, Section 1 and look for the section called [\[plans may edit section title as necessary\]](#) *How to contact us when you are making an appeal about your medical care.*
- **Be sure to ask for a “fast review.”** This means you are asking us to give you an answer using the “fast” deadlines rather than the “standard” deadlines.

**Step 2: We do a “fast” review of the decision we made about when to end coverage for your services.**

- During this review, we take another look at all of the information about your case. We check to see if we were following all the rules when we set the date for ending the plan’s coverage for services you were receiving.
- We will use the “fast” deadlines rather than the standard deadlines for giving you the answer to this review.

**Step 3: We give you our decision within 72 hours after you ask for a “fast review” (“fast appeal”).**

- **If we say yes to your fast appeal,** it means we have agreed with you that you need services longer, and will keep providing your covered services for as long as it is medically necessary. It also means that we have agreed to reimburse you for our share of the costs of care you have received since the date when we said your coverage would end. (You must pay your share of the costs and there may be coverage limitations that apply.)
- **If we say no to your fast appeal,** then your coverage will end on the date we told you and we will not pay any share of the costs after this date.
- If you continued to get home health care, or skilled nursing facility care, or Comprehensive Outpatient Rehabilitation Facility (CORF) services *after* the date when we said your coverage would end, then **you will have to pay the full cost** of this care yourself.

**Step 4: If we say *no* to your fast appeal, your case will *automatically* go on to the next level of the appeals process.**

- To make sure we were following all the rules when we said no to your fast appeal, **we are required to send your appeal to the “Independent Review Organization.”** When we do this, it means that you are *automatically* going on to Level 2 of the appeals process.

**Chapter 9. What to do if you have a problem or complaint  
(coverage decisions, appeals, complaints)**

---

**Step-by-Step: Level 2 Alternate Appeal Process**

If we say no to your Level 1 Appeal, your case will *automatically* be sent on to the next level of the appeals process. During the Level 2 Appeal, the **Independent Review Organization** reviews the decision we made when we said no to your “fast appeal.” This organization decides whether the decision we made should be changed.

Legal Terms
The formal name for the “Independent Review Organization” is the “ <b>Independent Review Entity</b> .” It is sometimes called the “ <b>IRE</b> .”

**Step 1: We will automatically forward your case to the Independent Review Organization.**

- We are required to send the information for your Level 2 Appeal to the Independent Review Organization within 24 hours of when we tell you that we are saying no to your first appeal. (If you think we are not meeting this deadline or other deadlines, you can make a complaint. The complaint process is different from the appeal process. Section 11 of this chapter tells how to make a complaint.)

**Step 2: The Independent Review Organization does a “fast review” of your appeal. The reviewers give you an answer within 72 hours.**

- **The Independent Review Organization is an independent organization that is hired by Medicare.** This organization is not connected with our plan and it is not a government agency. This organization is a company chosen by Medicare to handle the job of being the Independent Review Organization. Medicare oversees its work.
- Reviewers at the Independent Review Organization will take a careful look at all of the information related to your appeal.
- **If this organization says yes to your appeal,** then we must reimburse you (pay you back) for our share of the costs of care you have received since the date when we said your coverage would end. We must also continue to cover the care for as long as it is medically necessary. You must continue to pay your share of the costs. If there are coverage limitations, these could limit how much we would reimburse or how long we would continue to cover your services.
- **If this organization says no to your appeal,** it means they agree with the decision our plan made to your first appeal and will not change it.
  - The notice you get from the Independent Review Organization will tell you in writing what you can do if you wish to continue with the review process. It will give you the details about how to go on to a Level 3 Appeal.

**Chapter 9. What to do if you have a problem or complaint  
(coverage decisions, appeals, complaints)****Step 3: If the Independent Review Organization turns down your appeal, you choose whether you want to take your appeal further.**

- There are three additional levels of appeal after Level 2, for a total of five levels of appeal. If reviewers say no to your Level 2 Appeal, you can choose whether to accept that decision or whether to go on to Level 3 and make another appeal. At Level 3, your appeal is reviewed by a judge.
- Section 10 in this chapter tells more about Levels 3, 4, and 5 of the appeals process.

**SECTION 10 Taking your appeal to Level 3 and beyond****Section 10.1 Levels of Appeal 3, 4, and 5 for Medical Service Appeals**

This section may be appropriate for you if you have made a Level 1 Appeal and a Level 2 Appeal, and both of your appeals have been turned down.

If the dollar value of the item or medical service you have appealed meets certain minimum levels, you may be able to go on to additional levels of appeal. If the dollar value is less than the minimum level, you cannot appeal any further. If the dollar value is high enough, the written response you receive to your Level 2 Appeal will explain who to contact and what to do to ask for a Level 3 Appeal.

For most situations that involve appeals, the last three levels of appeal work in much the same way. Here is who handles the review of your appeal at each of these levels.

**Level 3 Appeal** A judge who works for the Federal government will review your appeal and give you an answer. This judge is called an “Administrative Law Judge.”

- **If the Administrative Law Judge says yes to your appeal, the appeals process *may* or *may not* be over** - We will decide whether to appeal this decision to Level 4. Unlike a decision at Level 2 (Independent Review Organization), we have the right to appeal a Level 3 decision that is favorable to you.
  - If we decide *not* to appeal the decision, we must authorize or provide you with the service within 60 calendar days after receiving the judge’s decision.
  - If we decide to appeal the decision, we will send you a copy of the Level 4 Appeal request with any accompanying documents. We may wait for the Level 4 Appeal decision before authorizing or providing the service in dispute.
- **If the Administrative Law Judge says no to your appeal, the appeals process *may* or *may not* be over.**
  - If you decide to accept this decision that turns down your appeal, the appeals process is over.

**Chapter 9. What to do if you have a problem or complaint  
(coverage decisions, appeals, complaints)**

- If you do not want to accept the decision, you can continue to the next level of the review process. If the administrative law judge says no to your appeal, the notice you get will tell you what to do next if you choose to continue with your appeal.

**Level 4 Appeal** The **Appeals Council** will review your appeal and give you an answer. The Appeals Council works for the Federal government.

- **If the answer is yes, or if the Appeals Council denies our request to review a favorable Level 3 Appeal decision, the appeals process *may* or *may not* be over** - We will decide whether to appeal this decision to Level 5. Unlike a decision at Level 2 (Independent Review Organization), we have the right to appeal a Level 4 decision that is favorable to you.
  - If we decide *not* to appeal the decision, we must authorize or provide you with the service within 60 calendar days after receiving the Appeals Council's decision.
  - If we decide to appeal the decision, we will let you know in writing.
- **If the answer is no or if the Appeals Council denies the review request, the appeals process *may* or *may not* be over.**
  - If you decide to accept this decision that turns down your appeal, the appeals process is over.
  - If you do not want to accept the decision, you might be able to continue to the next level of the review process. If the Appeals Council says no to your appeal, the notice you get will tell you whether the rules allow you to go on to a Level 5 Appeal. If the rules allow you to go on, the written notice will also tell you who to contact and what to do next if you choose to continue with your appeal.

**Level 5 Appeal** A judge at the **Federal District Court** will review your appeal.

- This is the last step of the administrative appeals process.

**Section 10.2 Levels of Appeal 3, 4, and 5 for Part D Drug Appeals**

This section may be appropriate for you if you have made a Level 1 Appeal and a Level 2 Appeal, and both of your appeals have been turned down.

If the value of the drug you have appealed meets a certain dollar amount, you may be able to go on to additional levels of appeal. If the dollar amount is less, you cannot appeal any further. The written response you receive to your Level 2 Appeal will explain who to contact and what to do to ask for a Level 3 Appeal.

For most situations that involve appeals, the last three levels of appeal work in much the same way. Here is who handles the review of your appeal at each of these levels.

**Chapter 9. What to do if you have a problem or complaint  
(coverage decisions, appeals, complaints)**

---

**Level 3 Appeal** A judge who works for the Federal government will review your appeal and give you an answer. This judge is called an “Administrative Law Judge.”

- **If the answer is yes, the appeals process is over.** What you asked for in the appeal has been approved. We must **authorize or provide the drug coverage** that was approved by the Administrative Law Judge **within 72 hours (24 hours for expedited appeals) or make payment no later than 30 calendar days** after we receive the decision.
- **If the answer is no, the appeals process *may or may not* be over.**
  - If you decide to accept this decision that turns down your appeal, the appeals process is over.
  - If you do not want to accept the decision, you can continue to the next level of the review process. If the administrative law judge says no to your appeal, the notice you get will tell you what to do next if you choose to continue with your appeal.

**Level 4 Appeal** The **Appeals Council** will review your appeal and give you an answer. The Appeals Council works for the Federal government.

- **If the answer is yes, the appeals process is over.** What you asked for in the appeal has been approved. We must **authorize or provide the drug coverage** that was approved by the Appeals Council **within 72 hours (24 hours for expedited appeals) or make payment no later than 30 calendar days** after we receive the decision.
- **If the answer is no, the appeals process *may or may not* be over.**
  - If you decide to accept this decision that turns down your appeal, the appeals process is over.
  - If you do not want to accept the decision, you might be able to continue to the next level of the review process. If the Appeals Council says no to your appeal or denies your request to review the appeal, the notice you get will tell you whether the rules allow you to go on to a Level 5 Appeal. If the rules allow you to go on, the written notice will also tell you who to contact and what to do next if you choose to continue with your appeal.

**Level 5 Appeal** A judge at the **Federal District Court** will review your appeal.

- This is the last step of the appeals process.

## Chapter 9. What to do if you have a problem or complaint (coverage decisions, appeals, complaints)

### SECTION 11 How to make a complaint about quality of care, waiting times, customer service, or other concerns



If your problem is about decisions related to benefits, coverage, or payment, then this section is *not for you*. Instead, you need to use the process for coverage decisions and appeals. Go to Section 5 of this chapter.

#### Section 11.1 What kinds of problems are handled by the complaint process?

This section explains how to use the process for making complaints. The complaint process is used for certain types of problems *only*. This includes problems related to quality of care, waiting times, and the customer service you receive. Here are examples of the kinds of problems handled by the complaint process.

**If you have any of these kinds of problems, you can “make a complaint”**

Complaint	Example
<b>Quality of your medical care</b>	<ul style="list-style-type: none"> <li>Are you unhappy with the quality of the care you have received (including care in the hospital)?</li> </ul>
<b>Respecting your privacy</b>	<ul style="list-style-type: none"> <li>Do you believe that someone did not respect your right to privacy or shared information about you that you feel should be confidential?</li> </ul>
<b>Disrespect, poor customer service, or other negative behaviors</b>	<ul style="list-style-type: none"> <li>Has someone been rude or disrespectful to you?</li> <li>Are you unhappy with how our Member Services has treated you?</li> <li>Do you feel you are being encouraged to leave the plan?</li> </ul>
<b>Waiting times</b>	<ul style="list-style-type: none"> <li>Are you having trouble getting an appointment, or waiting too long to get it?</li> <li>Have you been kept waiting too long by doctors, pharmacists, or other health professionals? Or by our Member Services or other staff at the plan?               <ul style="list-style-type: none"> <li>Examples include waiting too long on the phone, in the waiting room, when getting a prescription, or in the exam room.</li> </ul> </li> </ul>
<b>Cleanliness</b>	<ul style="list-style-type: none"> <li>Are you unhappy with the cleanliness or condition of a clinic, hospital, or doctor’s office?</li> </ul>

## Chapter 9. What to do if you have a problem or complaint (coverage decisions, appeals, complaints)

Complaint	Example
<b>Information you get from us</b>	<ul style="list-style-type: none"> <li>• Do you believe we have not given you a notice that we are required to give?</li> <li>• Do you think written information we have given you is hard to understand?</li> </ul>
<b>Timeliness</b> (These types of complaints are all related to the <i>timeliness</i> of our actions related to coverage decisions and appeals)	<p>The process of asking for a coverage decision and making appeals is explained in sections 4-10 of this chapter. If you are asking for a decision or making an appeal, you use that process, not the complaint process.</p> <p>However, if you have already asked us for a coverage decision or made an appeal, and you think that we are not responding quickly enough, you can also make a complaint about our slowness. Here are examples:</p> <ul style="list-style-type: none"> <li>• If you have asked us to give you a “fast coverage decision” or a “fast appeal,” and we have said we will not, you can make a complaint.</li> <li>• If you believe we are not meeting the deadlines for giving you a coverage decision or an answer to an appeal you have made, you can make a complaint.</li> <li>• When a coverage decision we made is reviewed and we are told that we must cover or reimburse you for certain medical services or drugs, there are deadlines that apply. If you think we are not meeting these deadlines, you can make a complaint.</li> <li>• When we do not give you a decision on time, we are required to forward your case to the Independent Review Organization. If we do not do that within the required deadline, you can make a complaint.</li> </ul>

## Chapter 9. What to do if you have a problem or complaint (coverage decisions, appeals, complaints)

### Section 11.2 The formal name for “making a complaint” is “filing a grievance”

#### Legal Terms

- What this section calls a “**complaint**” is also called a “**grievance**.”
- Another term for “**making a complaint**” is “**filing a grievance**.”
- Another way to say “**using the process for complaints**” is “**using the process for filing a grievance**.”

### Section 11.3 Step-by-step: Making a complaint

#### **Step 1: Contact us promptly – either by phone or in writing.**

- **Usually, calling Member Services is the first step.** If there is anything else you need to do, Member Services will let you know. *[Insert phone number, TTY, and days and hours of operation.]*
- **If you do not wish to call (or you called and were not satisfied), you can put your complaint in writing and send it to us.** If you put your complaint in writing, we will respond to your complaint in writing.
- *[Insert description of the procedures (including time frames) and instructions about what members need to do if they want to use the process for making a complaint. Describe expedited grievance time frames for grievances about decisions to not conduct expedited organization/coverage determinations or reconsiderations/redeterminations.]*
- **Whether you call or write, you should contact Member Services right away.** The complaint must be made within 60 calendar days after you had the problem you want to complain about.
- **If you are making a complaint because we denied your request for a “fast coverage decision” or a “fast appeal,” we will automatically give you a “fast” complaint.** If you have a “fast” complaint, it means we will give you **an answer within 24 hours**.

#### Legal Terms

What this section calls a “**fast complaint**” is also called an “**expedited grievance**.”



**Chapter 9. What to do if you have a problem or complaint  
(coverage decisions, appeals, complaints)****Step 2: We look into your complaint and give you our answer.**

- **If possible, we will answer you right away.** If you call us with a complaint, we may be able to give you an answer on the same phone call. If your health condition requires us to answer quickly, we will do that.
- **Most complaints are answered in 30 calendar days.** If we need more information and the delay is in your best interest or if you ask for more time, we can take up to 14 more calendar days (44 calendar days total) to answer your complaint. If we decide to take extra days, we will tell you in writing.
- **If we do not agree** with some or all of your complaint or don't take responsibility for the problem you are complaining about, we will let you know. Our response will include our reasons for this answer. We must respond whether we agree with the complaint or not.

<b>Section 11.4</b>	<b>You can also make complaints about quality of care to the Quality Improvement Organization</b>
---------------------	---

You can make your complaint about the quality of care you received to us by using the step-by-step process outlined above.

When your complaint is about *quality of care*, you also have two extra options:

- **You can make your complaint to the Quality Improvement Organization.** If you prefer, you can make your complaint about the quality of care you received directly to this organization (*without* making the complaint to us).
  - The Quality Improvement Organization is a group of practicing doctors and other health care experts paid by the Federal government to check and improve the care given to Medicare patients.
  - To find the name, address, and phone number of the Quality Improvement Organization for your state, look in Chapter 2, Section 4 of this booklet. If you make a complaint to this organization, we will work with them to resolve your complaint.
- **Or you can make your complaint to both at the same time.** If you wish, you can make your complaint about quality of care to us and also to the Quality Improvement Organization.

<b>Section 11.5</b>	<b>You can also tell Medicare about your complaint</b>
---------------------	--

You can submit a complaint about *[insert 2018 plan name]* directly to Medicare. To submit a complaint to Medicare, go to <https://www.medicare.gov/MedicareComplaintForm/home.aspx>. Medicare takes your complaints seriously and will use this information to help improve the quality of the Medicare program.

**Chapter 9. What to do if you have a problem or complaint  
(coverage decisions, appeals, complaints)**

---

If you have any other feedback or concerns, or if you feel the plan is not addressing your issue, please call 1-800-MEDICARE (1-800-633-4227). TTY/TDD users can call 1-877-486-2048.

**PROBLEMS ABOUT YOUR MEDICAID BENEFITS**

---

**SECTION 12      Handling problems about your Medicaid benefits**

---

*[Plans should add sections describing the processes available to beneficiaries to pursue appeals and grievances related to Medicaid-covered services.]*

# CHAPTER 10

*Ending your membership in the plan*

## **Chapter 10. Ending your membership in the plan**

<b>SECTION 1</b>	<b>Introduction .....</b>	<b>233</b>
Section 1.1	This chapter focuses on ending your membership in our plan.....	233
<b>SECTION 2</b>	<b>When can you end your membership in our plan? .....</b>	<b>233</b>
Section 2.1	You can end your membership at any time .....	233
Section 2.2	Where can you get more information about when you can end your membership? .....	234
<b>SECTION 3</b>	<b>How do you end your membership in our plan? .....</b>	<b>234</b>
Section 3.1	Usually, you end your membership by enrolling in another plan .....	234
<b>SECTION 4</b>	<b>Until your membership ends, you must keep getting your medical services and drugs through our plan.....</b>	<b>236</b>
Section 4.1	Until your membership ends, you are still a member of our plan .....	236
<b>SECTION 5</b>	<b><i>[Insert 2018 plan name]</i> must end your membership in the plan in certain situations .....</b>	<b>236</b>
Section 5.1	When must we end your membership in the plan? .....	236
Section 5.2	We <u>cannot</u> ask you to leave our plan for any reason related to your health	238
Section 5.3	You have the right to make a complaint if we end your membership in our plan.....	238

*[Plans may revise this chapter as needed if the plan will continue to provide Medicaid coverage when the member disenrolls from the Medicare plan.]*

---

## **SECTION 1      Introduction**

---

<b>Section 1.1      This chapter focuses on ending your membership in our plan</b>
--

Ending your membership in *[insert 2018 plan name]* may be **voluntary** (your own choice) or **involuntary** (not your own choice):

- You might leave our plan because you have decided that you *want* to leave.
  - You can end your membership in the plan at any time. Section 2 tells you about the types of plans you can enroll in and when your enrollment in your new coverage will begin.
  - The process for voluntarily ending your membership varies depending on what type of new coverage you are choosing. Section 3 tells you *how* to end your membership in each situation.
- There are also limited situations where you do not choose to leave, but we are required to end your membership. Section 5 tells you about situations when we must end your membership.

If you are leaving our plan, you must continue to get your medical care through our plan until your membership ends.

---

## **SECTION 2      When can you end your membership in our plan?**

---

<b>Section 2.1      You can end your membership at any time</b>
---

You can end your membership in *[insert 2018 plan name]* at any time.

- **When can you end your membership?** Most people with Medicare can end their membership only during certain times of the year. However, because you get assistance from Medicaid, **you can end your membership in *[insert 2018 plan name]* at any time.**
- **What type of plan can you switch to?** If you decide to change to a new plan, you can choose any of the following types of Medicare plans:
  - Another Medicare health plan. (You can choose a plan that covers prescription drugs or one that does not cover prescription drugs.)
  - Original Medicare *with* a separate Medicare prescription drug plan.

- If you switch to Original Medicare and do not enroll in a separate Medicare prescription drug plan, Medicare may enroll you in a drug plan, unless you have opted out of automatic enrollment.

**Note:** If you disenroll from Medicare prescription drug coverage and go without “creditable” prescription drug coverage for a continuous period of 63 days or more, you may need to pay a Part D late enrollment penalty if you join a Medicare drug plan later. (“Creditable” coverage means the coverage is expected to pay, on average, at least as much as Medicare’s standard prescription drug coverage.)

Contact your State Medicaid Office to learn about your Medicaid plan options (telephone numbers are in Chapter 2, Section 6 of this booklet).

- **When will your membership end?** Your membership will usually end on the first day of the month after we receive your request to change your plans. Your enrollment in your new plan will also begin on this day.

<b>Section 2.2</b>	<b>Where can you get more information about when you can end your membership?</b>
--------------------	---

If you have any questions or would like more information on when you can end your membership:

- You can **call Member Services** (phone numbers are printed on the back cover of this booklet).
- You can find the information in the *Medicare & You 2018* Handbook.
  - Everyone with Medicare receives a copy of *Medicare & You* each fall. Those new to Medicare receive it within a month after first signing up.
  - You can also download a copy from the Medicare website (<https://www.medicare.gov>). Or, you can order a printed copy by calling Medicare at the number below.
- You can contact **Medicare** at 1-800-MEDICARE (1-800-633-4227), 24 hours a day, 7 days a week. TTY users should call 1-877-486-2048.

---

<b>SECTION 3</b>	<b>How do you end your membership in our plan?</b>
------------------	--

---

<b>Section 3.1</b>	<b>Usually, you end your membership by enrolling in another plan</b>
--------------------	--

Usually, to end your membership in our plan, you simply enroll in another Medicare plan. However, if you want to switch from our plan to Original Medicare but you have not selected a separate Medicare prescription drug plan, you must ask to be disenrolled from our plan. There are two ways you can ask to be disenrolled:

- You can make a request in writing to us. Contact Member Services if you need more information on how to do this (phone numbers are printed on the back cover of this booklet).
- --or-- You can contact Medicare at 1-800-MEDICARE (1-800-633-4227), 24 hours a day, 7 days a week. TTY users should call 1-877-486-2048.

The table below explains how you should end your membership in our plan.

If you would like to switch from our plan to:	This is what you should do:
<ul style="list-style-type: none"><li>• Another Medicare health plan.</li></ul>	<ul style="list-style-type: none"><li>• Enroll in the new Medicare health plan at any time. Your new coverage will begin on the first day of the following month. You will automatically be disenrolled from <a href="#">[insert 2018 plan name]</a> when your new plan's coverage begins.</li></ul>
<ul style="list-style-type: none"><li>• Original Medicare <i>with</i> a separate Medicare prescription drug plan.</li></ul>	<ul style="list-style-type: none"><li>• Enroll in the new Medicare prescription drug plan at any time. Your new coverage will begin on the first day of the following month. You will automatically be disenrolled from <a href="#">[insert 2018 plan name]</a> when your new plan's coverage begins.</li></ul>
<ul style="list-style-type: none"><li>• Original Medicare <i>without</i> a separate Medicare prescription drug plan.<ul style="list-style-type: none"><li>○ If you switch to Original Medicare and do not enroll in a separate Medicare prescription drug plan, Medicare may enroll you in a drug plan, unless you have opted out of automatic enrollment.</li><li>○ If you disenroll from Medicare prescription drug coverage and go without creditable prescription drug coverage, you may need to pay a late enrollment penalty if you join a Medicare drug plan later.</li></ul></li></ul>	<ul style="list-style-type: none"><li>• <b>Send us a written request to disenroll.</b> Contact Member Services if you need more information on how to do this (phone numbers are printed on the back cover of this booklet).</li><li>• You can also contact <b>Medicare</b>, at 1-800-MEDICARE (1-800-633-4227), 24 hours a day, 7 days a week, and ask to be disenrolled. TTY users should call 1-877-486-2048.</li><li>• You will be disenrolled from <a href="#">[insert 2018 plan name]</a> when your coverage in Original Medicare begins.</li></ul>

For questions about your [\[insert state-specific name for Medicaid\]](#) benefits, contact [\[insert state-specific name of Medicaid program, toll-free number, TTY, and days and hours of operation\]](#). [\[Insert any additional state-specific resources for assistance with questions about the member's Medicaid benefits.\]](#) Ask how joining another plan or returning to Original Medicare affects how you get your [\[insert state-specific name for Medicaid\]](#) coverage.

---

## **SECTION 4      Until your membership ends, you must keep getting your medical services and drugs through our plan**

---

<b>Section 4.1      Until your membership ends, you are still a member of our plan</b>
--

If you leave *[insert 2018 plan name]*, it may take time before your membership ends and your new Medicare *[insert if applicable: and Medicaid]* coverage goes into effect. (See Section 2 for information on when your new coverage begins.) During this time, you must continue to get your medical care and prescription drugs through our plan.

- **You should continue to use our network pharmacies to get your prescriptions filled until your membership in our plan ends.** Usually, your prescription drugs are only covered if they are filled at a network pharmacy *[insert if applicable: including through our mail-order pharmacy services.]*
- **If you are hospitalized on the day that your membership ends, your hospital stay will usually be covered by our plan until you are discharged** (even if you are discharged after your new health coverage begins).

---

## **SECTION 5      *[Insert 2018 plan name]* must end your membership in the plan in certain situations**

---

<b>Section 5.1      When must we end your membership in the plan?</b>
---

*[Insert 2018 plan name]* must end your membership in the plan if any of the following happen:

- If you no longer have Medicare Part A and Part B.
- If you are no longer eligible for Medicaid. As stated in Chapter 1, Section 2.1, our plan is for people who are eligible for both Medicare and Medicaid. *[Plans must insert rules for members who no longer meet special eligibility requirements.]*
- *[Insert if applicable: If you do not pay your medical spenddown, if applicable.]*
- If you move out of our service area.
- If you are away from our service area for more than six months. *[Plans with visitor/traveler benefits should revise this bullet to indicate when members must be disenrolled from the plan.]*
  - If you move or take a long trip, you need to call Member Services to find out if the place you are moving or traveling to is in our plan's area. (Phone numbers for Member Services are printed on the back cover of this booklet.)



- *[Plans with visitor/traveler benefits, insert: Go to Chapter 4, Section 2.3 for information on getting care when you are away from the service area through our plan's visitor/traveler benefit.]*
- *[Plans with grandfathered members who were outside of area prior to January 1999, insert: If you have been a member of our plan continuously since before January 1999 and you were living outside of our service area before January 1999, you are still eligible as long as you have not moved since before January 1999. However, if you move and your move is to another location that is outside of our service area, you will be disenrolled from our plan.]*
- If you become incarcerated (go to prison).
- If you are not a United States citizen or lawfully present in the United States.
- If you lie about or withhold information about other insurance you have that provides prescription drug coverage.
- *[Omit if not applicable]* If you intentionally give us incorrect information when you are enrolling in our plan and that information affects your eligibility for our plan. (We cannot make you leave our plan for this reason unless we get permission from Medicare first.)
- *[Omit bullet and sub-bullet if not applicable]* If you continuously behave in a way that is disruptive and makes it difficult for us to provide medical care for you and other members of our plan. (We cannot make you leave our plan for this reason unless we get permission from Medicare first.)
- *[Omit bullet and sub-bullet if not applicable]* If you let someone else use your membership card to get medical care. (We cannot make you leave our plan for this reason unless we get permission from Medicare first.)
  - If we end your membership because of this reason, Medicare may have your case investigated by the Inspector General.
- *[Omit bullet and sub-bullet if not applicable. Plans with different disenrollment policies for dual eligible members and/or members with LIS who do not pay plan premiums must edit these bullets as necessary to reflect their policies. Plans with different disenrollment policies must be very clear as to which population is excluded from the policy to disenroll for failure to pay plan premiums.]* If you do not pay the plan premiums for *[insert length of grace period, which cannot be less than 2 calendar months]*.
  - We must notify you in writing that you have *[insert length of grace period, which cannot be less than 2 calendar months]* to pay the plan premium before we end your membership.
- If you are required to pay the extra Part D amount because of your income and you do not pay it, Medicare will disenroll you from our plan.

## **Where can you get more information?**

If you have questions or would like more information on when we can end your membership:

- You can call **Member Services** for more information (phone numbers are printed on the back cover of this booklet).

<b>Section 5.2</b>	<b>We <u>cannot</u> ask you to leave our plan for any reason related to your health</b>
--------------------	---

*[Insert 2018 plan name]* is not allowed to ask you to leave our plan for any reason related to your health.

## **What should you do if this happens?**

If you feel that you are being asked to leave our plan because of a health-related reason, you should call Medicare at 1-800-MEDICARE (1-800-633-4227). TTY users should call 1-877-486-2048. You may call 24 hours a day, 7 days a week.

<b>Section 5.3</b>	<b>You have the right to make a complaint if we end your membership in our plan</b>
--------------------	---

If we end your membership in our plan, we must tell you our reasons in writing for ending your membership. We must also explain how you can file a grievance or make a complaint about our decision to end your membership. You can also look in Chapter 9, Section 11 for information about how to make a complaint.

# CHAPTER 11

*Legal notices*

**Chapter 11. Legal notices**

---

**Chapter 11. Legal notices**

<b>SECTION 1</b>	<b>Notice about governing law .....</b>	<b>241</b>
<b>SECTION 2</b>	<b>Notice about nondiscrimination.....</b>	<b>241</b>
<b>SECTION 3</b>	<b>Notice about Medicare Secondary Payer subrogation rights.....</b>	<b>241</b>

*[Note: You may include other legal notices, such as a notice of member non-liability, a notice about third-party liability or a nondiscrimination notice under Section 1557 of the Affordable Care Act. These notices may only be added if they conform to Medicare laws and regulations.]*

---

## **SECTION 1      Notice about governing law**

---

Many laws apply to this *Evidence of Coverage* and some additional provisions may apply because they are required by law. This may affect your rights and responsibilities even if the laws are not included or explained in this document. The principal law that applies to this document is Title XVIII of the Social Security Act and the regulations created under the Social Security Act by the Centers for Medicare & Medicaid Services, or CMS. In addition, other Federal laws may apply and, under certain circumstances, the laws of the state you live in.

---

## **SECTION 2      Notice about nondiscrimination**

---

*[Plans may add language describing additional categories covered under state human rights laws.]* We don't discriminate based on race, ethnicity, national origin, color, religion, sex, gender, age, mental or physical disability, health status, claims experience, medical history, genetic information, evidence of insurability, or geographic location. All organizations that provide Medicare Advantage plans, like our plan, must obey Federal laws against discrimination, including Title VI of the Civil Rights Act of 1964, the Rehabilitation Act of 1973, the Age Discrimination Act of 1975, the Americans with Disabilities Act, Section 1557 of the Affordable Care Act, all other laws that apply to organizations that get Federal funding, and any other laws and rules that apply for any other reason.

---

## **SECTION 3      Notice about Medicare Secondary Payer subrogation rights**

---

We have the right and responsibility to collect for covered Medicare services for which Medicare is not the primary payer. According to CMS regulations at 42 CFR sections 422.108 and 423.462, *[insert 2018 plan name]*, as a Medicare Advantage Organization, will exercise the same rights of recovery that the Secretary exercises under CMS regulations in subparts B through D of part 411 of 42 CFR and the rules established in this section supersede any State laws.

*[Note: You may include other legal notices, such as a notice of member non-liability, a notice about third-party liability or a nondiscrimination notice under Section 1557 of the Affordable Care Act. These notices may only be added if they conform to Medicare laws and regulations.]*

# CHAPTER 12

*Definitions of important words*

## **Chapter 12. Definitions of important words**

*[Plans should insert definitions as appropriate to the plan type described in the EOC. You may insert definitions not included in this model and exclude model definitions not applicable to your plan, or to your contractual obligations with CMS or enrolled Medicare beneficiaries.]*

*[If allowable revisions to terminology (e.g., changing “Member Services” to “Customer Service”) affect glossary terms, plans should re-label the term and alphabetize it within the glossary.]*

*[If you use any of the following terms in your EOC, you must add a definition of the term to the first section where you use it and here in Chapter 12 with a reference from the section where you use it: IPA, network, PHO, plan medical group, Point of Service.]*

*[Plans with a POS option: Provide definitions of: allowed amount, coinsurance and maximum charge, and prescription drug benefit manager.]*

**Ambulatory Surgical Center** – An Ambulatory Surgical Center is an entity that operates exclusively for the purpose of furnishing outpatient surgical services to patients not requiring hospitalization and whose expected stay in the center does not exceed 24 hours.

**Appeal** – An appeal is something you do if you disagree with our decision to deny a request for coverage of health care services or prescription drugs or payment for services or drugs you already received. You may also make an appeal if you disagree with our decision to stop services that you are receiving. For example, you may ask for an appeal if we don’t pay for a drug, item, or service you think you should be able to receive. Chapter 9 explains appeals, including the process involved in making an appeal.

*[Plans that are zero cost-share plans or approved to exclusively enroll QMBs, SLMBs, QIs, or other full-benefit dual eligible individuals delete this definition.]* **Balance Billing** – When a provider (such as a doctor or hospital) bills a patient more than the plan’s allowed cost-sharing amount. As a member of *[insert 2018 plan name]*, you only have to pay our plan’s cost-sharing amounts when you get services covered by our plan. We do not allow providers to “balance bill” or otherwise charge you more than the amount of cost-sharing your plan says you must pay.

**Benefit Period** – *[Modify definition as needed if plan uses benefit periods for SNF stays but not for inpatient hospital stays.]* The way that *[insert if applicable: both our plan and]* Original Medicare measures your use of hospital and skilled nursing facility (SNF) services. *[Plans that offer a more generous benefit period, revise the following sentences to reflect the plan’s benefit period.]* A benefit period begins the day you go into a hospital or skilled nursing facility. The benefit period ends when you haven’t received any inpatient hospital care (or skilled care in a SNF) for 60 days in a row. If you go into a hospital or a skilled nursing facility after one benefit period has ended, a new benefit period begins. *[Insert if applicable: You must pay the inpatient hospital deductible for each benefit period.]* There is no limit to the number of benefit periods.

**Chapter 12. Definitions of important words**

---

**Brand Name Drug** – A prescription drug that is manufactured and sold by the pharmaceutical company that originally researched and developed the drug. Brand name drugs have the same active-ingredient formula as the generic version of the drug. However, generic drugs are manufactured and sold by other drug manufacturers and are generally not available until after the patent on the brand name drug has expired.

**Catastrophic Coverage Stage** – The stage in the Part D Drug Benefit where you pay *[insert as applicable: no OR a low]* copayment or coinsurance for your drugs after you or other qualified parties on your behalf have spent \$*[insert 2018 out-of-pocket threshold]* in covered drugs during the covered year.

**Centers for Medicare & Medicaid Services (CMS)** – The Federal agency that administers Medicare. Chapter 2 explains how to contact CMS.

**Coinsurance** – An amount you may be required to pay as your share of the cost for services or prescription drugs *[insert if applicable: after you pay any deductibles]*. Coinsurance is usually a percentage (for example, 20%).

**Complaint** — The formal name for “making a complaint” is “filing a grievance.” The complaint process is used for certain types of problems *only*. This includes problems related to quality of care, waiting times, and the customer service you receive. See also “Grievance,” in this list of definitions.

**Comprehensive Outpatient Rehabilitation Facility (CORF)** – A facility that mainly provides rehabilitation services after an illness or injury, and provides a variety of services including physical therapy, social or psychological services, respiratory therapy, occupational therapy and speech-language pathology services, and home environment evaluation services.

**Copayment (or “copay”)** – An amount you may be required to pay as your share of the cost for a medical service or supply, like a doctor’s visit, hospital outpatient visit, or a prescription drug. A copayment is a set amount, rather than a percentage. For example, you might pay \$10 or \$20 for a doctor’s visit or prescription drug.

**Cost-sharing** – Cost-sharing refers to amounts that a member has to pay when services or drugs are received. *[Insert if applicable: (This is in addition to the plan’s monthly premium.)]* Cost-sharing includes any combination of the following three types of payments: (1) any deductible amount a plan may impose before services or drugs are covered; (2) any fixed “copayment” amount that a plan requires when a specific service or drug is received; or (3) any “coinsurance” amount, a percentage of the total amount paid for a service or drug that a plan requires when a specific service or drug is received. A “daily cost-sharing rate” may apply when your doctor prescribes less than a full month’s supply of certain drugs for you and you are required to pay a copayment.

*[Delete if plan does not use tiers]* **Cost-Sharing Tier** – Every drug on the list of covered drugs is in one of *[insert number of tiers]* cost-sharing tiers. In general, the higher the cost-sharing tier, the higher your cost for the drug.



**Chapter 12. Definitions of important words**

---

**Coverage Determination** – A decision about whether a drug prescribed for you is covered by the plan and the amount, if any, you are required to pay for the prescription. In general, if you bring your prescription to a pharmacy and the pharmacy tells you the prescription isn't covered under your plan, that isn't a coverage determination. You need to call or write to your plan to ask for a formal decision about the coverage. Coverage determinations are called "coverage decisions" in this booklet. Chapter 9 explains how to ask us for a coverage decision.

**Covered Drugs** – The term we use to mean all of the prescription drugs covered by our plan.

**Covered Services** – The general term we use to mean all of the health care services and supplies that are covered by our plan.

**Creditable Prescription Drug Coverage** – Prescription drug coverage (for example, from an employer or union) that is expected to pay, on average, at least as much as Medicare's standard prescription drug coverage. People who have this kind of coverage when they become eligible for Medicare can generally keep that coverage without paying a penalty, if they decide to enroll in Medicare prescription drug coverage later.

**Custodial Care** – Custodial care is personal care provided in a nursing home, hospice, or other facility setting when you do not need skilled medical care or skilled nursing care. Custodial care is personal care that can be provided by people who don't have professional skills or training, such as help with activities of daily living like bathing, dressing, eating, getting in or out of a bed or chair, moving around, and using the bathroom. It may also include the kind of health-related care that most people do themselves, like using eye drops. Medicare doesn't pay for custodial care.

**Daily cost-sharing rate** – A "daily cost-sharing rate" may apply when your doctor prescribes less than a full month's supply of certain drugs for you and you are required to pay a copayment. A daily cost-sharing rate is the copayment divided by the number of days in a month's supply. Here is an example: If your copayment for a one-month supply of a drug is \$30, and a one-month's supply in your plan is 30 days, then your "daily cost-sharing rate" is \$1 per day. This means you pay \$1 for each day's supply when you fill your prescription.

**Deductible** – The amount you must pay for health care or prescriptions before our plan begins to pay.

**Disenroll or Disenrollment** – The process of ending your membership in our plan. Disenrollment may be voluntary (your own choice) or involuntary (not your own choice).

**Dispensing Fee** – A fee charged each time a covered drug is dispensed to pay for the cost of filling a prescription. The dispensing fee covers costs such as the pharmacist's time to prepare and package the prescription.

**Dual Eligible Individual** – A person who qualifies for Medicare and Medicaid coverage.

**Chapter 12. Definitions of important words**

---

**Durable Medical Equipment (DME)** – Certain medical equipment that is ordered by your doctor for medical reasons. Examples include walkers, wheelchairs, crutches, powered mattress systems, diabetic supplies, IV infusion pumps, speech generating devices, oxygen equipment, nebulizers, or hospital beds ordered by a provider for use in the home.

**Emergency** – A medical emergency is when you, or any other prudent layperson with an average knowledge of health and medicine, believe that you have medical symptoms that require immediate medical attention to prevent loss of life, loss of a limb, or loss of function of a limb. The medical symptoms may be an illness, injury, severe pain, or a medical condition that is quickly getting worse.

**Emergency Care** – Covered services that are: (1) rendered by a provider qualified to furnish emergency services; and (2) needed to treat, evaluate, or stabilize an emergency medical condition.

**Evidence of Coverage (EOC) and Disclosure Information** – This document, along with your enrollment form and any other attachments, riders, or other optional coverage selected, which explains your coverage, what we must do, your rights, and what you have to do as a member of our plan.

**Exception** – A type of coverage determination that, if approved, allows you to get a drug that is not on your plan sponsor's formulary (a formulary exception), or get a non-preferred drug at a lower cost-sharing level (a tiering exception). You may also request an exception if your plan sponsor requires you to try another drug before receiving the drug you are requesting, or the plan limits the quantity or dosage of the drug you are requesting (a formulary exception).

**Extra Help** – A Medicare program to help people with limited income and resources pay Medicare prescription drug program costs, such as premiums, deductibles, and coinsurance.

**Generic Drug** – A prescription drug that is approved by the Food and Drug Administration (FDA) as having the same active ingredient(s) as the brand name drug. Generally, a “generic” drug works the same as a brand name drug and usually costs less.

**Grievance** – A type of complaint you make about us or pharmacies, including a complaint concerning the quality of your care. This type of complaint does not involve coverage or payment disputes.

**Home Health Aide** – A home health aide provides services that don't need the skills of a licensed nurse or therapist, such as help with personal care (e.g., bathing, using the toilet, dressing, or carrying out the prescribed exercises). Home health aides do not have a nursing license or provide therapy.

**Hospice** – A member who has 6 months or less to live has the right to elect hospice. We, your plan, must provide you with a list of hospices in your geographic area. If you elect hospice and continue to pay premiums you are still a member of our plan. You can still obtain all medically

**Chapter 12. Definitions of important words**

---

necessary services as well as the supplemental benefits we offer. The hospice will provide special treatment for your state.

**Hospital Inpatient Stay** – A hospital stay when you have been formally admitted to the hospital for skilled medical services. Even if you stay in the hospital overnight, you might still be considered an “outpatient.”

**Income Related Monthly Adjustment Amount (IRMAA)** – If your income is above a certain limit, you will pay an income-related monthly adjustment amount in addition to your plan premium. For example, individuals with income greater than \$*[insert amount]* and married couples with income greater than \$*[insert amount]* must pay a higher Medicare Part B (medical insurance) and Medicare prescription drug coverage premium amount. This additional amount is called the income-related monthly adjustment amount. Less than 5% of people with Medicare are affected, so most people will not pay a higher premium.

**Initial Coverage Limit** – The maximum limit of coverage under the Initial Coverage Stage.

**Initial Coverage Stage** – This is the stage before your *[insert as applicable: total drug costs including amounts you have paid and what your plan has paid on your behalf OR out-of-pocket costs]* for the year have reached *[insert as applicable: [insert 2018 initial coverage limit] OR [insert 2018 out-of-pocket threshold]]*.

**Initial Enrollment Period** – When you are first eligible for Medicare, the period of time when you can sign up for Medicare Part A and Part B. For example, if you’re eligible for Medicare when you turn 65, your Initial Enrollment Period is the 7-month period that begins 3 months before the month you turn 65, includes the month you turn 65, and ends 3 months after the month you turn 65.

**Institutional Special Needs Plan (SNP)** – A Special Needs Plan that enrolls eligible individuals who continuously reside or are expected to continuously reside for 90 days or longer in a long-term care (LTC) facility. These LTC facilities may include a skilled nursing facility (SNF); nursing facility (NF); (SNF/NF); an intermediate care facility for the mentally retarded (ICF/MR); and/or an inpatient psychiatric facility. An institutional Special Needs Plan to serve Medicare residents of LTC facilities must have a contractual arrangement with (or own and operate) the specific LTC facility(ies).

**Institutional Equivalent Special Needs Plan (SNP)** – An institutional Special Needs Plan that enrolls eligible individuals living in the community but requiring an institutional level of care based on the State assessment. The assessment must be performed using the same respective State level of care assessment tool and administered by an entity other than the organization offering the plan. This type of Special Needs Plan may restrict enrollment to individuals that reside in a contracted assisted living facility (ALF) if necessary to ensure uniform delivery of specialized care.

**Chapter 12. Definitions of important words**

---

**List of Covered Drugs (Formulary or “Drug List”)** – A list of prescription drugs covered by the plan. The drugs on this list are selected by the plan with the help of doctors and pharmacists. The list includes both brand name and generic drugs.

**Low Income Subsidy (LIS)** – See “Extra Help.”

**Maximum Out-of-Pocket Amount** – The most that you pay out-of-pocket during the calendar year for covered *[insert if applicable: Part A and Part B]* services. *[Plans without a premium revise the following sentence as needed.]* Amounts you pay for your plan premiums, Medicare Part A and Part B premiums, and prescription drugs do not count toward the maximum out-of-pocket amount. *[Plans with service category MOOPs insert: In addition to the maximum out-of-pocket amount for covered [insert if applicable: Part A and Part B] medical services, we also have a maximum out-of-pocket amount for certain types of services.] [Plans that include both members who pay Parts A and B service cost sharing and members who do not pay Parts A and B service cost sharing insert: If you are eligible for Medicare cost-sharing assistance under Medicaid, you are not responsible for paying any out-of-pocket costs toward the maximum out-of-pocket amount for covered Part A and Part B services.]* (Note: Because our members also get assistance from Medicaid, very few members ever reach this out-of-pocket maximum.) See Chapter 4, Section 1, *[insert subsection number]* for information about your maximum out-of-pocket amount.

**Medicaid (or Medical Assistance)** – A joint Federal and state program that helps with medical costs for some people with low incomes and limited resources. Medicaid programs vary from state to state, but most health care costs are covered if you qualify for both Medicare and Medicaid. See Chapter 2, Section 6 for information about how to contact Medicaid in your state.

**Medically Accepted Indication** – A use of a drug that is either approved by the Food and Drug Administration or supported by certain reference books. See Chapter 5, Section 3 for more information about a medically accepted indication.

**Medically Necessary** – Services, supplies, or drugs that are needed for the prevention, diagnosis, or treatment of your medical condition and meet accepted standards of medical practice.

**Medicare** – The Federal health insurance program for people 65 years of age or older, some people under age 65 with certain disabilities, and people with End-Stage Renal Disease (generally those with permanent kidney failure who need dialysis or a kidney transplant). People with Medicare can get their Medicare health coverage through Original Medicare *[insert only if there is a cost plan in your service area: , a Medicare Cost Plan,]* *[insert only if there is a PACE plan in your state: a PACE plan,]* or a Medicare Advantage Plan.

**Medicare Advantage (MA) Plan** – Sometimes called Medicare Part C. A plan offered by a private company that contracts with Medicare to provide you with all your Medicare Part A and Part B benefits. A Medicare Advantage Plan can be an HMO, PPO, a Private Fee-for-Service (PFFS) plan, or a Medicare Medical Savings Account (MSA) plan. When you are enrolled in a Medicare Advantage Plan, Medicare services are covered through the plan, and are not paid for under Original Medicare. In most cases, Medicare Advantage Plans also offer Medicare Part D

**Chapter 12. Definitions of important words**

---

(prescription drug coverage). These plans are called **Medicare Advantage Plans with Prescription Drug Coverage**. Everyone who has Medicare Part A and Part B is eligible to join any Medicare health plan that is offered in their area, except people with End-Stage Renal Disease (unless certain exceptions apply).

*[Insert cost plan definition only if you are a Medicare Cost Plan or there is one in your service area: **Medicare Cost Plan** – A Medicare Cost Plan is a plan operated by a Health Maintenance Organization (HMO) or Competitive Medical Plan (CMP) in accordance with a cost-reimbursed contract under section 1876(h) of the Act.]*

**Medicare Coverage Gap Discount Program** – A program that provides discounts on most covered Part D brand name drugs to Part D members who have reached the Coverage Gap Stage and who are not already receiving “Extra Help.” Discounts are based on agreements between the Federal government and certain drug manufacturers. For this reason, most, but not all, brand name drugs are discounted.

**Medicare-Covered Services** – Services covered by Medicare Part A and Part B. All Medicare health plans, including our plan, must cover all of the services that are covered by Medicare Part A and B.

**Medicare Health Plan** – A Medicare health plan is offered by a private company that contracts with Medicare to provide Part A and Part B benefits to people with Medicare who enroll in the plan. This term includes all Medicare Advantage Plans, Medicare Cost Plans, Demonstration/Pilot Programs, and Programs of All-inclusive Care for the Elderly (PACE).

**Medicare Prescription Drug Coverage (Medicare Part D)** – Insurance to help pay for outpatient prescription drugs, vaccines, biologicals, and some supplies not covered by Medicare Part A or Part B.

**“Medigap” (Medicare Supplement Insurance) Policy** – Medicare supplement insurance sold by private insurance companies to fill “gaps” in Original Medicare. Medigap policies only work with Original Medicare. (A Medicare Advantage Plan is not a Medigap policy.)

**Member (Member of our Plan, or “Plan Member”)** – A person with Medicare who is eligible to get covered services, who has enrolled in our plan and whose enrollment has been confirmed by the Centers for Medicare & Medicaid Services (CMS).

**Member Services** – A department within our plan responsible for answering your questions about your membership, benefits, grievances, and appeals. See Chapter 2 for information about how to contact Member Services.

**Network Pharmacy** – A network pharmacy is a pharmacy where members of our plan can get their prescription drug benefits. We call them “network pharmacies” because they contract with our plan. In most cases, your prescriptions are covered only if they are filled at one of our network pharmacies.

**Chapter 12. Definitions of important words**

---

**Network Provider** – “Provider” is the general term we use for doctors, other health care professionals, hospitals, and other health care facilities that are licensed or certified by Medicare and by the State to provide health care services. We call them “**network providers**” when they *[insert if appropriate: have an agreement with our plan to]* accept our payment as payment in full, and in some cases to coordinate as well as provide covered services to members of our plan. Our plan pays network providers based on the agreements it has with the providers or if the providers agree to provide you with plan-covered services. Network providers may also be referred to as “plan providers.”

*[Include if applicable: **Optional Supplemental Benefits** – Non-Medicare-covered benefits that can be purchased for an additional premium and are not included in your package of benefits. If you choose to have optional supplemental benefits, you may have to pay an additional premium. You must voluntarily elect Optional Supplemental Benefits in order to get them.]*

**Organization Determination** – The Medicare Advantage plan has made an organization determination when it makes a decision about whether items or services are covered or how much you have to pay for covered items or services. Organization determinations are called “coverage decisions” in this booklet. Chapter 9 explains how to ask us for a coverage decision.

**Original Medicare** (“Traditional Medicare” or “Fee-for-service” Medicare) – Original Medicare is offered by the government, and not a private health plan like Medicare Advantage Plans and prescription drug plans. Under Original Medicare, Medicare services are covered by paying doctors, hospitals, and other health care providers payment amounts established by Congress. You can see any doctor, hospital, or other health care provider that accepts Medicare. You must pay the deductible. Medicare pays its share of the Medicare-approved amount, and you pay your share. Original Medicare has two parts: Part A (Hospital Insurance) and Part B (Medical Insurance) and is available everywhere in the United States.

**Out-of-Network Pharmacy** – A pharmacy that doesn’t have a contract with our plan to coordinate or provide covered drugs to members of our plan. As explained in this Evidence of Coverage, most drugs you get from out-of-network pharmacies are not covered by our plan unless certain conditions apply.

**Out-of-Network Provider or Out-of-Network Facility** – A provider or facility with which we have not arranged to coordinate or provide covered services to members of our plan. Out-of-network providers are providers that are not employed, owned, or operated by our plan or are not under contract to deliver covered services to you. Using out-of-network providers or facilities is explained in this booklet in Chapter 3.

**Out-of-Pocket Costs** – See the definition for “cost-sharing” above. A member’s cost-sharing requirement to pay for a portion of services or drugs received is also referred to as the member’s “out-of-pocket” cost requirement.

*[Insert PACE plan definition only if there is a PACE plan in your state: **PACE plan** – A PACE (Program of All-Inclusive Care for the Elderly) plan combines medical, social, and long-term care (LTC) services for frail people to help people stay independent and living in their*



**Chapter 12. Definitions of important words**

---

community (instead of moving to a nursing home) as long as possible, while getting the high-quality care they need. People enrolled in PACE plans receive both their Medicare and Medicaid benefits through the plan.]

**Part C** – see “**Medicare Advantage (MA) Plan.**”

**Part D** – The voluntary Medicare Prescription Drug Benefit Program. (For ease of reference, we will refer to the prescription drug benefit program as Part D.)

**Part D Drugs** – Drugs that can be covered under Part D. We may or may not offer all Part D drugs. (See your formulary for a specific list of covered drugs.) Certain categories of drugs were specifically excluded by Congress from being covered as Part D drugs.

*[Include this definition only if Part D plan has pharmacies that offer preferred cost-sharing in addition to those offering standard cost-sharing:]*

**Preferred Cost-sharing** – Preferred cost-sharing means lower cost-sharing for certain covered Part D drugs at certain network pharmacies.]

**Part D Late Enrollment Penalty** – An amount added to your monthly premium for Medicare drug coverage if you go without creditable coverage (coverage that is expected to pay, on average, at least as much as standard Medicare prescription drug coverage) for a continuous period of 63 days or more. You pay this higher amount as long as you have a Medicare drug plan. There are some exceptions. For example, if you receive “Extra Help” from Medicare to pay your prescription drug plan costs, you will not pay a late enrollment penalty.

If you ever lose your low income subsidy (“Extra Help”), you would be subject to the monthly Part D late enrollment penalty if you have ever gone without creditable prescription drug coverage for 63 days or more.

**Preferred Provider Organization (PPO) Plan** – A Preferred Provider Organization plan is a Medicare Advantage Plan that has a network of contracted providers that have agreed to treat plan members for a specified payment amount. A PPO plan must cover all plan benefits whether they are received from network or out-of-network providers. Member cost-sharing will generally be higher when plan benefits are received from out-of-network providers. PPO plans have an annual limit on your out-of-pocket costs for services received from network (preferred) providers and a higher limit on your total combined out-of-pocket costs for services from both network (preferred) and out-of-network (non-preferred) providers.

**Premium** – The periodic payment to Medicare, an insurance company, or a health care plan for health or prescription drug coverage.

*[Plans that do not use PCPs, omit]* **Primary Care** *[insert as appropriate: Physician OR Provider]* (PCP) – Your primary care provider is the doctor or other provider you see first for most health problems. He or she makes sure you get the care you need to keep you healthy. He or she also may talk with other doctors and health care providers about your care and refer you to

**Chapter 12. Definitions of important words**

---

them. In many Medicare health plans, you must see your primary care provider before you see any other health care provider. See Chapter 3, Section 2.1 for information about Primary Care *[insert as appropriate: Physicians OR Providers]*.

**Prior Authorization** – *[Plans may delete applicable words or sentences if it does not require prior authorization for any medical services and/or any drugs.]* Approval in advance to get services or certain drugs that may or may not be on our formulary. Some in-network medical services are covered only if your doctor or other network provider gets “prior authorization” from our plan. Covered services that need prior authorization are marked in the Benefits Chart in Chapter 4. Some drugs are covered only if your doctor or other network provider gets “prior authorization” from us. Covered drugs that need prior authorization are marked in the formulary.

**Prosthetics and Orthotics** – These are medical devices ordered by your doctor or other health care provider. Covered items include, but are not limited to, arm, back, and neck braces; artificial limbs; artificial eyes; and devices needed to replace an internal body part or function, including ostomy supplies and enteral and parenteral nutrition therapy.

**Quality Improvement Organization (QIO)** – A group of practicing doctors and other health care experts paid by the Federal government to check and improve the care given to Medicare patients. See Chapter 2, Section 4 for information about how to contact the QIO for your state.

**Quantity Limits** – A management tool that is designed to limit the use of selected drugs for quality, safety, or utilization reasons. Limits may be on the amount of the drug that we cover per prescription or for a defined period of time.

**Rehabilitation Services** – These services include physical therapy, speech and language therapy, and occupational therapy.

**Service Area** – A geographic area where a health plan accepts members if it limits membership based on where people live. For plans that limit which doctors and hospitals you may use, it’s also generally the area where you can get routine (non-emergency) services. The plan may disenroll you if you permanently move out of the plan’s service area.

**Skilled Nursing Facility (SNF) Care** – Skilled nursing care and rehabilitation services provided on a continuous, daily basis, in a skilled nursing facility. Examples of skilled nursing facility care include physical therapy or intravenous injections that can only be given by a registered nurse or doctor.

**Special Needs Plan** – A special type of Medicare Advantage Plan that provides more focused health care for specific groups of people, such as those who have both Medicare and Medicaid, who reside in a nursing home, or who have certain chronic medical conditions.

*[Include this definition only if Part D plan has pharmacies that offer preferred cost-sharing in addition to those offering standard cost-sharing:]*



**Chapter 12. Definitions of important words**

---

**Standard Cost-sharing**– Standard cost-sharing is cost-sharing other than preferred cost-sharing offered at a network pharmacy.]

**Step Therapy** – A utilization tool that requires you to first try another drug to treat your medical condition before we will cover the drug your physician may have initially prescribed.

**Supplemental Security Income (SSI)** – A monthly benefit paid by Social Security to people with limited income and resources who are disabled, blind, or age 65 and older. SSI benefits are not the same as Social Security benefits.

**Urgently Needed Services** – Urgently needed services are provided to treat a non-emergency, unforeseen medical illness, injury, or condition that requires immediate medical care. Urgently needed services may be furnished by network providers or by out-of-network providers when network providers are temporarily unavailable or inaccessible.

*[This is the back cover for the EOC. Plans may add a logo and/or photographs, as long as these elements do not make it difficult for members to find and read the plan contact information.]*

***[Insert 2018 plan name]* Member Services**

Method	Member Services – Contact Information
<b>CALL</b>	<p><i>[Insert phone number(s)]</i></p> <p>Calls to this number are free. <i>[Insert days and hours of operation, including information on the use of alternative technologies.]</i></p> <p>Member Services also has free language interpreter services available for non-English speakers.</p>
<b>TTY</b>	<p><i>[Insert number]</i></p> <p><i>[Insert if plan uses a direct TTY number: This number requires special telephone equipment and is only for people who have difficulties with hearing or speaking.]</i></p> <p>Calls to this number are <i>[insert if applicable: not]</i> free. <i>[Insert days and hours of operation.]</i></p>
<b>FAX</b>	<i>[Optional: insert fax number]</i>
<b>WRITE</b>	<p><i>[Insert address]</i></p> <p><i>[Note: plans may add email addresses here.]</i></p>
<b>WEBSITE</b>	<i>[Insert URL]</i>

***[Insert state-specific SHIP name]* [If the SHIP’s name does not include the name of the state, add: (*[insert state name]* SHIP)]**

*[Insert state-specific SHIP name]* is a state program that gets money from the Federal government to give free local health insurance counseling to people with Medicare.

*[Plans with multi-state EOCs revise heading and sentence above to use “State Health Insurance Assistance Program,” omit table, and reference exhibit or EOC section with SHIP information.]*

Method	Contact Information
<b>CALL</b>	<i>[Insert phone number(s) and days and hours of operation]</i>
<b>TTY</b>	<p><i>[Insert number, if available. Or delete this row.]</i></p> <p><i>[Insert if the SHIP uses a direct TTY number: This number requires special telephone equipment and is only for people who have difficulties with hearing or speaking.]</i></p>
<b>WRITE</b>	<i>[Insert address]</i>
<b>WEBSITE</b>	<i>[Insert URL]</i>

**PRA Disclosure Statement** According to the Paperwork Reduction Act of 1995, no persons are required to respond to a collection of information unless it displays a valid OMB control number. The valid OMB control number for this information collection is 0938-1228. The time required to complete this information collection is estimated to average 12 hours per response, including the time to review instructions, search existing data resources, gather the data needed, and complete and review the information collection. If you have comments concerning the accuracy of the time estimate(s) or suggestions for improving this form, please write to: CMS, 7500 Security Boulevard, Attn: PRA Reports Clearance Officer, Mail Stop C4-26-05, Baltimore, Maryland 21244-1850.